

1 Risk analysis of chewing betel quid among diabetic patients from the northeastern
2 part of Bangladesh

3 Zafrul Hasan¹, Md. Rafiul Islam¹, Md. Soyib Hasan¹, Miah Mohammad Sakib¹, Md. Sifatul Islam¹,
4 Md. Belal Chowdhury, Saifuddin Sarker, Md. Rakibul Islam³, Mohammad Abul Hasnat¹, Lalith
5 Mohon Nath² and Md. Waseque Mia¹

6
7 ¹ Dept. of Biochemistry and Molecular Biology, Shahjalal University of Science and Technology, Sylhet-3114,
8 Bangladesh.

9 ² Sylhet Diabetic Hospital, Sylhet, Bangladesh.

10 ³ Dept. of Biochemistry and Molecular Biology, University of Dhaka, Dhaka-1000.

11

12

13 Running title: Effect of betel quid on diabetes mellitus

14

15

16

17

18 * Corresponding author

19

20 Email: zafrul-bmb@sust.edu (Zafrul Hasan, PhD)

21

22

23 **Abstract**

24 **Background:** Betel quid (BQ) chewing is a common habit and a means of social interaction among
25 the northeastern peoples of Bangladesh. Though this habit integrating in their daily life without
26 knowing its toxic effect. Areca nut, which is one of the main components of BQ and may
27 responsible for this addiction. Here, we assess to see how BQ chewing habit influence
28 hyperglycemia among diabetic patients with respect to their lifestyle.

29 **Methodology:** Random blood sugar (RBS) test was evaluated from a total of 961 diabetic patients.
30 Behavioral data associated with their daily lifestyle were collected from August 2018 to February
31 2019 from Sylhet Diabetic Hospital, Bangladesh. Student's t-test, ANOVA and Fisher's exact test
32 were used to assess the RBS status between BQ chewer and non-chewer patients.

33 **Results:** Higher RBS was found in BQ chewer patients than non-chewer (mean \pm SEM, $263.3 \pm$
34 4.768 vs. 251.0 ± 5.915 mg/dl). Interestingly, it is significantly higher in raw areca nut user than
35 dry nut (mean \pm SEM, 278.0 ± 8.790 vs. 252.1 ± 6.835 mg/dl) only from BQ chewer group,
36 suggesting that the habit of chewing raw nut may contribute to more hyperglycemic effect among
37 diabetic patients. BQ habit enhances higher RBS level among smoker, non-smoker and patient's
38 having walking habit. In addition, BQ habit significantly influence to have high RBS in patients
39 with family history with diabetes. Lack of awareness being diabetes have also been observed
40 significantly in BQ chewer patients, while a higher level of RBS was seen in BQ group, who work
41 in different sectors with sitting activities.

42 **Conclusions:** Diabetic patients who chew betel quid are more prone to keep higher hyperglycemic.
43 Utmost attention should be taken to discourage the use of BQ for proper management of diabetes
44 control.

45 **Keywords:** Betel quid, Areca nut, Hyperglycemia, Diabetes mellitus, and RBS.

46 **Introduction**

47 Chewing areca nut (major component) with others ingredients (e.g. betel leaf, slaked lime, and
48 may contain tobacco) generally known as betel quid (BQ), is considered the fourth most common
49 source of addiction, after caffeine, nicotine and alcohol [1,2]. The addiction of BQ among chewers
50 is due to the presence of areca nut [3]. Indeed, BQ chewing is increasing alarmingly worldwide as
51 a mean of social interaction, predominantly in Asian countries but also seen in North America,
52 Africa, Australia, and Europe, because of immigrants [1,4]. The contributing factors of its
53 widespread use are due to alertness, less fatigability and ecstatic feeling among the users because
54 areca nut (locally known as supari or betel nut) contains various psychoactive alkaloids, mainly
55 arecoline which bind to GABA receptors of brain and trigger the effects [3,5]. It is becoming
56 evident that this particular bioactive ingredient interferes with insulin mediated glucose uptake by
57 cells and associated with type II diabetes along with other diseases in betel nut users (including
58 coronary artery and metabolic disease) [2,6]. In addition, the most common accompaniment for
59 chewing areca nut is the leaf of *piper betel* (locally known as paan or betel leaf) in BQ, which is
60 known for its antidiabetic potential that has been, demonstrated *in vivo* experiments [7,8].
61 Therefore, it is of interest how areca nut in the presence of betel leaf in BQ influences
62 hyperglycemic state among diabetic patients in population level is still enigmatic.

63
64 Chewing BQ is one of the popular traditional habits in Bangladesh among men and women equally
65 [4]. However, this habit is more prevalent in Sylhet division (the northeastern part of Bangladesh),
66 may be due to the long history of cultural influence of nearby Indian boarder area. This population
67 has also another tendency of chewing different form of nut, raw and/or dry in their BQ preparation.
68 Interestingly, frequency of diabetic patients in Sylhet, aged 35 years or more are high, like other

69 division (south, southeastern and central part, where peoples are wealthier and educated with
70 hypertension) of Bangladesh [9]. Therefore, in this population-based study, we aim to assess any
71 association of chewing BQ and life style (e.g. smoking, physical activities, age, awareness and
72 others) on hyperglycemic status among diabetic patients, which have never been explored in this
73 region of Bangladesh.

74 **Methods**

75 **Study population**

76 All the participants for this population-based study were from northeastern part of Bangladesh,
77 Sylhet. People of Sylhet region, of various age groups are traditionally habituated with betel leaf
78 and areca nut chewing than other region of Bangladesh and diabetes prevalence also high among
79 this local people [9]. General people who are less educated with relaxed lifestyle and source of
80 income mostly of foreign remittance as one of the members from each household live in abroad.
81 This place is geographically and environmentally very suitable region (subtropical climate and
82 rich terrain) of growing *areca catechu* tree for areca nut and *piper betel* plant for betel leaf.

83 **Study design and random blood sugar test**

84 A total of n=961 patient's blood samples and their behavioral data from August 2018 to February
85 2019, (RBS mg/dl, median 237; IQR, 170-321.5) were collected, whom visited Sylhet Diabetic
86 Hospital from morning to noon for random blood sugar test. RBS testing is a powerful tool for
87 people with diabetes to assess how well the disease is being managed and this test can be used to
88 measure the blood glucose level regardless to the time of meal. We did not account any reference
89 value above or below the threshold level of RBS rather all range of sugar level were collected as
90 the patients have already diagnosed with diabetes and visiting hospital for routine check.

91 Duplication was excluded using unique id provided by hospital as well patients name. Patients
92 who chew betel leaf with areca nut as dry and/or raw form considered as betel quid positive chewer,
93 otherwise betel quid negative chewer. Data was excluded from the analysis of patients having
94 only betel leaf or areca nut chewing habit along. Blood was drawn from each participant and
95 allowed for clotting at room temperature followed by centrifuged at 3000 rpm for 10 minutes.
96 Separated serum was used for RBS test according to manufacturer's instructions (Human
97 Diagnostic, Germany) with a semi-automated biochemistry analyzer (Humalyzer 3000, USA).

98 **Questionnaire data**

99 All the participants of diabetic patients were given a consent form for their approval and after
100 getting their informed consent, a standard questionnaire set was circulated among the study
101 participants to answer. Information on sociodemographic data were collected by trained medical
102 stuff, which contained responder's name, id, age, sex, physical activity, body weight, smoking,
103 alcohol intake, type of diabetes, family history, occupation, age of first time diagnosis, betel leaf,
104 betel nut (raw or dry form) and cellular number using one-to-one interview. This population-based
105 study was received ethical approval by the ethic committee of school of life sciences, Shahjalal
106 University of Science and Technology (SUST), Bangladesh.

107 **Statistical analysis**

108 All Statistical analyses were performed using Prism 6 software (GraphPad). A p value <0.05
109 indicated by asterisk (significant), otherwise p value > 0.05 indicated by ns (not significant).
110 Unpaired t-test or student's t-test (two-tailed) was done to assess the differences between
111 independent variables. To determine any differences among the groups One-way ANOVA was
112 performed. To examine the significance of association between the two kinds of variables, Fisher's

113 exact was performed. All through values were represented as mean \pm standard error of the mean
114 (SEM), otherwise noted.

115 **Results**

116 **Chewing BQ and random blood glucose among diabetes patients**

117 To see the effect of chewing BQ on random blood glucose (RBS, mg/dl) level among diabetic
118 patients, we enrolled, n=961 individuals with their consent. RBS generally assess how well the
119 disease is being managed and the test can be used to measure glucose level at any time to identify
120 hyperglycemia. Though BQ chewer group was shown higher RBS level, Fig 1 (mean \pm SEM,
121 263.3 \pm 4.768) than non-chewer (mean \pm SEM, 251.0 \pm 5.915) but not reached statistical
122 significance. Previous study have shown areca nut which is one of the main components of BQ is
123 responsible for hyperglycemia [2]. Interestingly the local people of Sylhet region are very familiar
124 with adding raw nut in their BQ preparation with other ingredients as it has mild head spinning
125 and mouth aroma effect rather than dry nut. Almost half of the studied population use raw nut in
126 their quid and the proportion of raw vs. dry nut chewer was 45.6% and 54.4% respectively. It is
127 not practical to chew only betel leaf or nut alone, rather local folks prefer to use in combined form
128 and thus the issue guide us to see the effect of chewing raw and dry nut on RBS level. Patients
129 who chewed raw nut in BQ had significantly higher RBS (mean \pm SEM, 278.0 \pm 8.790 vs. 252.1
130 \pm 6.835 mg/dl) than those with dry nut user (Fig 2). In addition, patients who chewed both raw
131 and dry nut in BQ (mean \pm SEM, 261.6 \pm 9.726), no significant difference of RBS was found either
132 with raw or dry nut chewer group of patients (Fig 2). Taken together, this result demonstrating that
133 raw nut may play an important role in keep rising blood sugar more in diabetic patients and this
134 subtle outcome cannot be seen in dry and both nut user. This is may be due to the presence of

135 psychoactive alkaloids in raw nut, which may be lost or compromised its spectrum during the
136 drying or other processes before placing in BQ preparation.

137 **Effect of smoking on BQ chewer of diabetic patients**

138 Smoking habit is a well-known and independent risk factor in many diseases, including diabetes
139 [10,11]. To see any association between BQ and smoking habit among the diabetic patients, we
140 split the data between BQ chewer and non-chewer with their smoking habit. Surprisingly, no
141 additive effect of smoking on BQ chewer was found, while significantly higher RBS was found in
142 nonsmoker BQ chewer group (S1 Fig). From our initial analysis of Fig 1 and 2, RBS was
143 significantly higher in BQ chewer having raw nut, which prompted us to look the effect of smoking
144 on BQ chewers, with practice of adding raw and/or dry nut in their quid preparation. Interestingly,
145 BQ chewers with raw nut group have shown significantly higher RBS than non-BQ chewers (mean
146 \pm SEM, 291.5 ± 19.89 vs 232.4 ± 15.48) within the smoker patients (Fig 3a). It is also important
147 to note that same trend of significant higher RBS was found in BQ chewers with raw nut group
148 even in nonsmoker patients (Fig 3b). Thus, this result indicating that, presence of raw nut in BQ
149 preparation may be responsible for keeping higher RBS level in diabetic patients, regardless their
150 smoking habit.

151 **Physical activities on BQ chewer of diabetes patients**

152 It is reported that physical activities has lowering effect on blood glucose level [12,13], which
153 guide us to see how BQ chewing habit influences on physical activity toward patients RBS. Even
154 though it seems that BQ has no impact on patients with or without physical activity by fisher's
155 exact test (Fig 4), interestingly RBS level was higher (mean, 297 mg/dl) in BQ group even with
156 physical activity. This is an indication that BQ may have exacerbated effect toward rising RBS
157 level, even people who has walking habit.

158 **Family history and BQ chewing habit of diabetes patients**

159 Family history is one of the major risk factors to developed diabetes at any stage of individual's
160 life [14-16]. Current understanding of heritability or genetic predisposition information is not
161 enough but also need to address the possible risk factors that are associated with our daily life,
162 such as BQ habit. In this study, we have defined family history, at least one of the family members
163 have diabetes, which may be either, father / mother / sibling or any two or all of them. Thus, our
164 results indicating that patients with family history of diabetes have more probability of being
165 higher RBS with BQ chewer habit than non-chewer (mean \pm SEM, 258.3 ± 7.432 vs. $238.3 \pm$
166 6.414), which is significant (Fig 5). Interestingly, without any family history of diabetes, this BQ
167 habit has also tiny effect on RBS level (Fig. 5), supporting that BQ has negative impact on diabetic
168 patients.

169 **Lack of awareness of being diabetes among BQ chewers**

170 BQ users have been experienced reinforcing effects including, reduce tension, euphoria, sense of
171 well-being, and increased capacity to work, due to the psychoactive properties of its major
172 components, areca nut. [17,18]. Considering the previous literatures and our result from this
173 studied diabetic population have shown that BQ habit may put the individual in euphoric and bit
174 confident that they may not have problem with blood glucose, which, however, delayed diagnosis
175 of having diabetes (Fig. 6). It could be possible the individuals suffering with hyperglycemia little
176 early before the diagnosis which is statistically significant between chewer and non-chewer group
177 ($p < 0.0006$). It is conceivable that this lack of awareness may be due to presence of areca nut or
178 supari, because people believe that it has medicinal potential with long history of use, as herbal
179 drug [19].

180

181 **Influence of BQ chewing on various occupational people**

182 We observed people with various occupations have BQ chewing habit irrespective of their
183 education and income status in Sylhet. Several studies indicate that diabetes are more prevalent in
184 those peoples who has occupation with sedentary activity [20,21]. Here we explore the effect of
185 BQ on diabetes patients having various occupational backgrounds (e.g. agriculture, business,
186 driver, office worker, teacher, housewife and others). Like other reported study, we have also seen
187 the significantly higher level of RBS (Table 2) in BQ chewer group who work in different offices
188 with sitting job (mean \pm SEM, 283.6 ± 16.63 vs. 227.6 ± 11.52 mg/dl). Noteworthy, higher RBS
189 was also seen in other occupations with BQ chewer group than non-chewer except the housewife,
190 because this group might be always occupied themselves with many family issues throughout the
191 day, which therefore, promoting physical activities.

192 **Discussion**

193 In this population-based study on northeastern part of Bangladesh, Sylhet, we attempt to assess
194 how the BQ chewing practice influence hyperglycemic level on diabetic patients considering
195 various confounder factors associated with daily life styles (e.g. physical activity, smoking, family
196 history, age, occupation and awareness). One of our keen interests of focus was, using of areca
197 nut in form of raw and dry in their BQ preparation. Local people of this region of various ages
198 prefer to have BQ with raw and/or dry nut all through their working and leisure time. Our
199 preliminary analysis indicates that the prevalence rate of chewing BQ tendency becoming higher
200 in people with age and interestingly RBS level also being high in these older age group people
201 with diabetes Table 1. We believe this may be due to the presence of areca nut in BQ, because it
202 contains psychoactive addictive substances (e.g. arecoline and other alkaloids) [2,5] and also
203 cannot rule out the other factors, such as family milieu and cultural influences towards getting this

204 BQ habit as a mean of socialization with others. This is alarming because the main workforce
205 people (30-50 years) are affected by this BQ habit without knowing its long term toxic effect on
206 them, since the toxicity of BQ chewing is usually mild and unobserved [18].

207 Although chewing habit of areca nut in the form of betel quid (BQ) is very old and cultural practice,
208 which is intensely integrated in people's daily life, not only in Asia but also in different immigrants
209 dominated parts of the world [1,4,22]. Previous study has reported that chewing areca nut is
210 associated with diabetes [2] and we have seen in our study that diabetic patients who chew raw nut
211 in BQ preparation has significantly higher RBS than that of dry nut chewer (Fig 2). Interestingly
212 this difference could not be seen between BQ chewer vs non-chewer (Fig 1) irrespective of used
213 form of nut, indicating that it is imperative to evaluate the ingredients and it's form in BQ
214 preparation separately. Indeed, we also did not find any significant difference of RBS in smoker
215 patients with or without BQ chewing habit, but could see significant difference in nonsmoker
216 patients S1 Fig. Again after considering the used form of nut in BQ in smoker and nonsmoker,
217 significant difference was appeared between chewer with raw nut vs. non-chewer diabetes patients
218 but not with dry nut chewer (Figs 3a and 3b), implying that raw form of nut user are in more prone
219 to elevated RBS, without knowing its silent hyperglycemic effect.

220
221 A healthy lifestyle such as physical activity or walking can keep one's blood glucose level in target
222 range, while lack of such activity or sedentary lifestyles are highly associated with diabetes [23].
223 Analysis of our dataset, observed that BQ chewing has adverse impact on keeping higher blood
224 glucose level even the patients with walking activity (Fig 4). It should be noted that we could not
225 get the exact information of patients walking nature, i.e. how long, frequency, what time of the
226 day, indoor (treadmills), outdoor and others. Some people have very healthy lifestyle, while being

227 diagnosed with diabetes, because of predisposition with family history of diabetes or genetic
228 association. Our analysis also revealed that patients with family history has significantly higher
229 RBS with BQ chewing habit (Fig 5), and collectively these results are suggesting that the BQ habit
230 may contribute to keep the diabetes patient in hyperglycemic state subtly and which, however,
231 been overlooked by medical community, because of lack of proper literature.

232
233 We have seen people of various ages of Sylhet region have BQ chewing habit Table 1 and believe
234 that it is good for health, particularly for digestion. Arecoline, a major psychoactive alkaloid of
235 areca nut in BQ preparation, trigger mild euphoric effect and sense of well-being [3,5].
236 Remarkably our data indicate that BQ chewer are significantly less aware of being hyperglycemic
237 and perform diabetes test later than of non-chewer people (Fig 6). In addition, people with different
238 occupations have also been seen with this BQ chewing habit i.e. agriculture, businessman, driver,
239 office worker, housewife, and, teacher, may be due to the euphoric effect by areca nut. Indeed, our
240 result with good agreement with other study expressed that significantly higher RBS was identified
241 people with sedentary occupation, like office work, who used to sit in their chair with mouth of
242 BQ Table 2.

243 This study is not without any limitations and one of the major confounder factors that we could
244 not integrate whether the patients were under medication at the time of enrollment. Sometimes
245 patients actually reluctant to answers lot of questions, specifically the nature of medication use,
246 other than their doctor. Another few factors, like household income, level of education, food habit
247 (junk or healthy), tobacco use, sample size, are the few possible confounders need to be addressed
248 in future extended study including other areas of Bangladesh. One of the key strength of this study,
249 that we included several factors associated with socioeconomic and lifestyles, which were lacking

250 in some of the previous studies by other groups [2,23]. Moreover, this study population was quite
251 homogeneous population as they were almost locally born in Sylhet, not like other big divisions
252 where peoples coming from different part of Bangladesh for work purposes.

253

254 **Conclusions**

255 Taken together, this population-based study suggesting that diabetes patients with chewing BQ
256 habit are associated with elevated level of blood glucose. Indeed, attending medical doctor in the
257 diabetes hospital has not aware that BQ could be one of the reasons of hyperglycemia because of
258 lack of proper literature and knowledge. Therefore, BQ habit may have literally negative impact
259 on diabetes management and treatment. Utmost attention should be given towards BQ as this habit
260 becoming an addiction and integrating silently in our social life and discourage as strongly as other
261 addiction like tobacco. Thus, medical community should convey this information in the society
262 for proper management of BQ mediated hyperglycemia and should highlight the need for more
263 research of this addictive disorder.

264

265 **Acknowledgments**

266 We thank Dr. A Z Mahbub Ahmed, Superintendent, Sylhet Diabetic Hospitals, Sylhet, Bangladesh
267 for his approval and support of this study. We wish to thank the technicians, students of BMB,
268 SUST for their generous help in sampling and data collection. Authors are thankful to all
269 participants for blood sample and their participation in this study.

270

271

272 **Author Contributions**

273 Conceived and designed the study: ZH, MRI, MSH, MMS, and MSI. Sampling and data collection:
274 MRI, MSH, MMS, and MSI. Analyzed the data: ZH. Suggestion and technical help: MWM and
275 MAH. Wrote the paper: ZH. Reviewed/edited the manuscript: ZH and MRI.

276 **References**

- 277
278 1. Gupta PC, Warnakulasuriya S (2002) Global epidemiology of areca nut usage. *Addict Biol* 7:
279 77-83.
- 280 2. Tseng CH (2010) Betel nut chewing and incidence of newly diagnosed type 2 diabetes mellitus
281 in Taiwan. *BMC Res Notes* 3: 228.
- 282 3. Boucher BJ, Mannan N (2002) Metabolic effects of the consumption of Areca catechu. *Addict*
283 *Biol* 7: 103-110.
- 284 4. Wu F, Parvez F, Islam T, Ahmed A, Rakibuz-Zaman M, et al. (2015) Betel quid use and
285 mortality in Bangladesh: a cohort study. *Bull World Health Organ* 93: 684-692.
- 286 5. Chu NS (2002) Neurological aspects of areca and betel chewing. *Addict Biol* 7: 111-114.
- 287 6. Khan MS, Bawany FI, Ahmed MU, Hussain M, Khan A, et al. (2013) Betel nut usage is a major
288 risk factor for coronary artery disease. *Glob J Health Sci* 6: 189-195.
- 289 7. Santhakumari P, Prakasam A, Pugalendi KV (2006) Antihyperglycemic activity of Piper betle
290 leaf on streptozotocin-induced diabetic rats. *J Med Food* 9: 108-112.
- 291 8. Arambewela LS, Arawwawala LD, Ratnasooriya WD (2005) Antidiabetic activities of aqueous
292 and ethanolic extracts of Piper betle leaves in rats. *J Ethnopharmacol* 102: 239-245.
- 293 9. Akter S, Rahman MM, Abe SK, Sultana P (2014) Prevalence of diabetes and prediabetes and
294 their risk factors among Bangladeshi adults: a nationwide survey. *Bull World Health Organ* 92:
295 204-213, 213A.

- 296 10. Uchimoto S, Tsumura K, Hayashi T, Suematsu C, Endo G, et al. (1999) Impact of cigarette
297 smoking on the incidence of Type 2 diabetes mellitus in middle-aged Japanese men: the Osaka
298 Health Survey. *Diabet Med* 16: 951-955.
- 299 11. Chang SA (2012) Smoking and type 2 diabetes mellitus. *Diabetes Metab J* 36: 399-403.
- 300 12. Pan XR, Yang WY, Li GW, Liu J (1997) Prevalence of diabetes and its risk factors in China,
301 1994. National Diabetes Prevention and Control Cooperative Group. *Diabetes Care* 20: 1664-
302 1669.
- 303 13. Mokdad AH, Ford ES, Bowman BA, Dietz WH, Vinicor F, et al. (2003) Prevalence of obesity,
304 diabetes, and obesity-related health risk factors, 2001. *JAMA* 289: 76-79.
- 305 14. Hu Z, Gao F, Qin L, Yang Y, Xu H (2019) A Case-Control Study on Risk Factors and Their
306 Interactions with Prediabetes among the Elderly in Rural Communities of Yiyang City, Hunan
307 Province. *J Diabetes Res* 2019: 1386048.
- 308 15. Petro AE, Cotter J, Cooper DA, Peters JC, Surwit SJ, et al. (2004) Fat, carbohydrate, and
309 calories in the development of diabetes and obesity in the C57BL/6J mouse. *Metabolism* 53: 454-
310 457.
- 311 16. Vornanen M, Konttinen H, Kaariainen H, Mannisto S, Salomaa V, et al. (2016) Family history
312 and perceived risk of diabetes, cardiovascular disease, cancer, and depression. *Prev Med* 90: 177-
313 183.
- 314 17. Chu NS (2001) Effects of Betel chewing on the central and autonomic nervous systems. *J*
315 *Biomed Sci* 8: 229-236.
- 316 18. Deng JF, Ger J, Tsai WJ, Kao WF, Yang CC (2001) Acute toxicities of betel nut: rare but
317 probably overlooked events. *J Toxicol Clin Toxicol* 39: 355-360.

318 19. Medicine SAoTC (1999) Chinese Material Medica. Science and Technology Press of
319 Shanghai, China 8: 439-648.

320 20. Gao Y, Xie X, Wang SX, Li H, Tang HZ, et al. (2017) Effects of sedentary occupations on
321 type 2 diabetes and hypertension in different ethnic groups in North West China. Diab Vasc Dis
322 Res 14: 372-375.

323 21. Lim MS, Park B, Kong IG, Sim S, Kim SY, et al. (2017) Leisure sedentary time is differentially
324 associated with hypertension, diabetes mellitus, and hyperlipidemia depending on occupation.
325 BMC Public Health 17: 278.

326 22. Burton-Bradley BG (1979) Arecaidinism: betel chewing in transcultural perspective. Can J
327 Psychiatry 24: 481-488.

328 23. Rahman MS, Akter S, Abe SK, Islam MR, Mondal MN, et al. (2015) Awareness, treatment,
329 and control of diabetes in Bangladesh: a nationwide population-based study. PLoS One 10:
330 e0118365.

331 **Figure legends**

332 **Fig 1. BQ chewing effect on diabetes patients.** Patients with BQ chewer habit shown higher RBS
333 level (mean \pm SEM, 263.3 ± 4.768) than non-chewer (mean \pm SEM, 251.0 ± 5.915), though it did
334 not reach statistical significant. ns, not significant using student-t test where p value > 0.05 is
335 significant.

336

337 **Fig 2. Effect of raw and dry form of areca nut in BQ preparation among diabetes patients.**
338 Higher RBS (mean \pm S.E.M, 278.0 ± 8.790 mg/dl) was found in raw nut chewer than that of dry
339 nut chewer patients (mean \pm S.E.M, 252.1 ± 6.835 mg/dl), which is statistically significant ($p <$
340 0.0186), using student-t test.

341

342 **Fig 3. Effect of BQ chewing on diabetes patients having smoking habit.** (a) Patients with
343 smoking habit, significantly higher RBS was found in raw nut BQ chewer (mean \pm SEM, 305.0 \pm
344 17.19) with respect to no BQ chewer group (mean \pm SEM, 245.8 \pm 9.718). (b) Patients with
345 nonsmoking habit, significantly higher RBS was found in raw nut BQ chewer (mean \pm SEM, 291.5
346 \pm 19.89) with respect to no BQ chewer group (mean \pm SEM, 232.4 \pm 15.48). *p* value <0.05
347 indicated by asterisk (significant), otherwise *p* values are > 0.05 indicated by ns (not significant),
348 using student-t test.

349

350 **Fig 4. Impact of BQ chewing on diabetes patients having walking habit.** BQ chewer diabetes
351 patients with walking habit has no impact on lowering RBS level, with respect to not walking BQ
352 chewer patients, which is statistically not significant by Fisher's exact test.

353

354 **Fig 5. Influence of BQ chewing habit on diabetes patients with family history.**
355 Higher RBS was found in diabetes patients having BQ habit who has family history of diabetes,
356 which is significant using student-t test (*p* < 0.05).

357

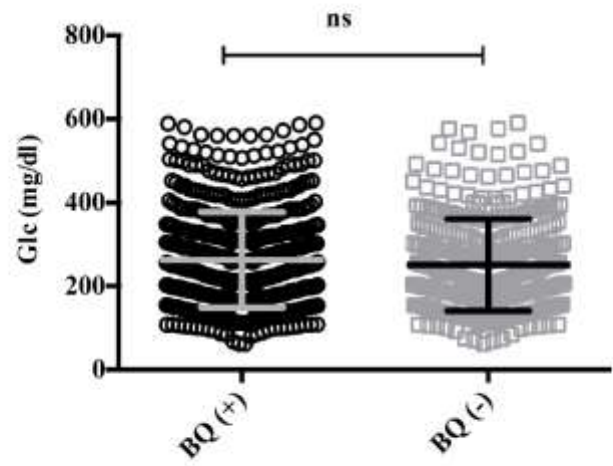
358 **Fig 6. Awareness of being hyperglycemic between BQ chewer vs. non-chewer.** BQ chewer
359 peoples have tendency of diagnosis with diabetes at the late age with respect to non-chewer, which
360 is statistically significant using student-t test (*p* < 0.0006).

361

362

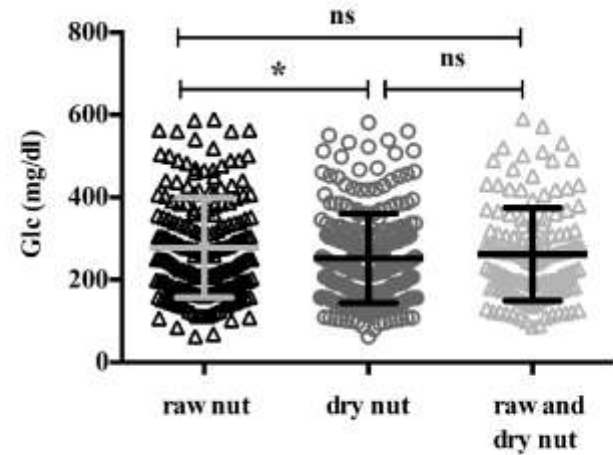
363

364 **Figure 1**



365

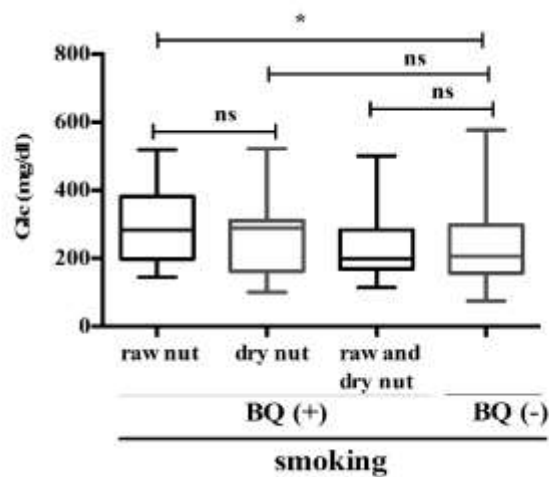
366 **Figure 2**



367

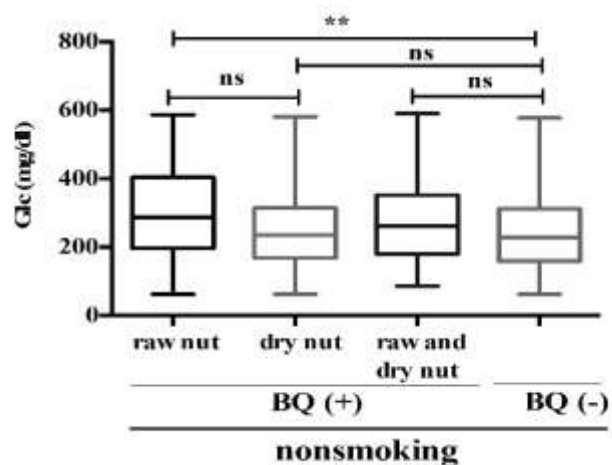
368

369 **Figure 3A**



370

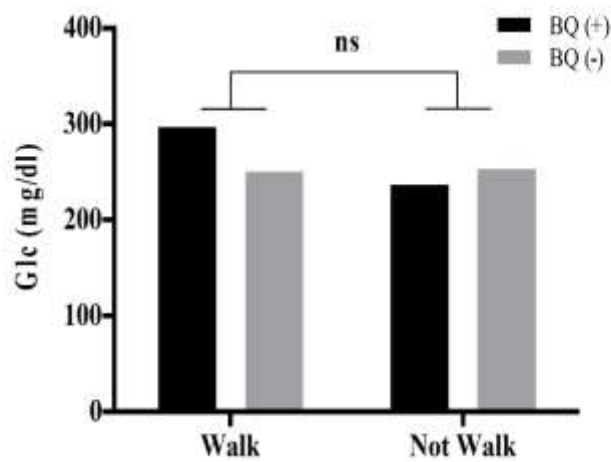
371 **Figure 3B**



372

373

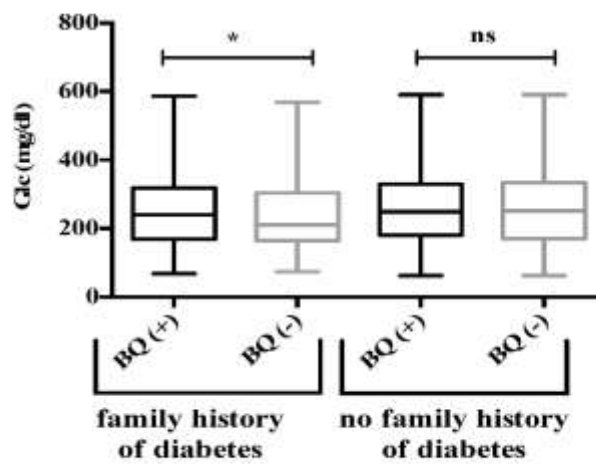
374 **Figure 4**



375

376 **Figure 5**

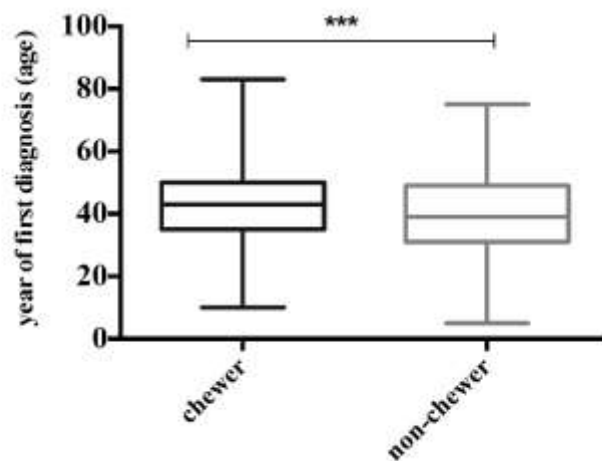
377



378

379 **Figure 6**

380



381

382

383

384

385

386

387

388

389

390

391

392

393 **Tables**

394 **Table 1. Glucose level as RBS among various aged group diabetes patients with and**
 395 **without BQ habit.**

396

397 398 Age group (years)	397 Prevalence rate (%)		397 Glucose (mg/dl) mean ± SEM		397 <i>p</i> (<0.05)
	398 chewer	398 non-chewer	398 chewer	398 non-chewer	
399 <30	28.8	71.2	229.0 ± 34.46	258.8 ± 21.03	<i>ns</i>
400 30-39	52.2	47.8	271.0 ± 13.10	248.6 ± 14.24	<i>ns</i>
401 40-49	64.5	35.5	253.1 ± 8.68	234.9 ± 11.45	<i>ns</i>
402 50-59	69.4	30.6	261.4 ± 7.844	252.7 ± 11.75	<i>ns</i>
403 60-69	62.5	37.5	278.7 ± 13.60	267.4 ± 15.21	<i>ns</i>
404 >70	68.6	31.4	273.0 ± 17.32	247.3 ± 18.30	<i>ns</i>

402

403 BQ = betel quid, *ns* = not significant

404 **Table 2. RBS level among various occupants with diabetes having BQ chewing habit or not.**

405

406 Occupation	406 Glucose (mg/dl) mean ± SEM		406 <i>p</i> (<0.05)
	407 chewer	407 non-chewer	
408 Agriculture	274.1 ± 19.69	252.4 ± 31.52	<i>ns</i>
409 Business	266.3 ± 14.23	250.7 ± 15.62	<i>ns</i>
410 Driver	287.1 ± 39.07	244.4 ± 47.02	<i>ns</i>
411 Housewife	256.3 ± 5.900	260.7 ± 8.772	<i>ns</i>
412 Office worker	284.2 ± 13.91	227.6 ± 11.52	**
413 Teacher	260.0 ± 20.13	244.2 ± 19.64	<i>ns</i>
414 Others	272.2 ± 53.14	252.1 ± 37.01	<i>ns</i>

411 Data are expressed as chewer vs. non-chewer with significant *p* values (<0.05) indicated by

412 asterisks, otherwise *p* values are > 0.05 by student-t test. BQ = betel quid, Others = unemployed,

413 students, and no information, *ns* = not significant.