

# 1 **Prevalence of diabetic foot ulcer and its association with duration of illness** 2 **and residence in Ethiopia: a systematic review and meta-analysis.**

## 3 **Authors**

### 4 **Henok Mulugeta, BSc, MSc<sup>1\*</sup> \*Corresponding author**

5 Lecturer of Nursing, Department of Nursing, College of Health Science, Debre Markos University

6 Address: P.O. Box 269, Debre Markos, Ethiopia

7 Email: [mulugetahenok68@gmail.com](mailto:mulugetahenok68@gmail.com)

### 8 **Fasil Wagnew, BSc, MSc<sup>1</sup>**

9 Lecturer of Nursing, Department of Nursing, College of Health Science, Debre Markos University

10 Address: P.O. Box 269, Debre Markos, Ethiopia

11 Email: [fasilw.n@gmail.com](mailto:fasilw.n@gmail.com)

### 12 **Haymanot Zeleke, BSc, MSc<sup>1</sup>**

13 Lecturer of Nursing, Department of Nursing, College of Health Science, Debre Markos University

14 Address: P.O. Box 269, Debre Markos, Ethiopia

15 Email: [haymanotzeleke89@gmail.com](mailto:haymanotzeleke89@gmail.com)

### 16 **Bekele Tesfaye, BSc, MSc<sup>1</sup>**

17 Lecturer of Nursing, Department of Nursing, College of Health Science, Debre Markos University

18 Address: P.O. Box 269, Debre Markos, Ethiopia

19 Email: [bekeletesfaye76@gmail.com](mailto:bekeletesfaye76@gmail.com)

### 20 **Haile Amha, BSc, MSc<sup>1</sup>**

21 Lecturer of Nursing, Department of Nursing, College of Health Science, Debre Markos University

22 Address: P.O. Box 269, Debre Markos, Ethiopia

23 Email: [haileleul19@gmail.com](mailto:haileleul19@gmail.com)

### 24 **Cheru Tesema Leshargie, BSc, MPH<sup>2</sup>**

25 Lecturer of Environmental Health, Department of Environmental Health, College of Health Science, Debre Markos  
26 University

27 Address: P.O. Box 269, Debre Markos, Ethiopia

28 Email: [chertesema@gmail.com](mailto:chertesema@gmail.com)

### 29 **Henok Biresaw, BSc, MSc<sup>3</sup>**

30 Lecturer of Nursing, Department of Nursing, School of health science, College of Medicine and Health Science, Bahir Dar  
31 University

32 Address: P.O. Box 79, Bahir Dar, Ethiopia

33 Email: [henok22@ymail.com](mailto:henok22@ymail.com)

### 34 **Getenet Dessie, BSc, MSc<sup>3</sup>**

35 Lecturer of Nursing, Department of Nursing, School of health science, College of Medicine and Health Science, Bahir Dar  
36 University

37 Address: P.O. Box 79, Bahir Dar, Ethiopia

38 Email: [ayalew.d16@gmail.com](mailto:ayalew.d16@gmail.com)

### 39 **Yihalem Abebe Belay, BSc, MPH<sup>4</sup>**

40 Lecturer of Public Health, Department of Public Health, Debre Markos University

41 Address: P.O. Box 269, Debre Markos, Ethiopia

42 Email: [yih2000ho@gmail.com](mailto:yih2000ho@gmail.com)

### 43 **Tesfa Dejenie Habtewold, BSc, MSc<sup>5</sup>**

44 Department of Epidemiology, University of Groningen, University Medical Center Groningen, Groningen, the  
45 Netherlands.

46 Email: [tesfadej2003@gmail.com](mailto:tesfadej2003@gmail.com)

47 **Prevalence of diabetic foot ulcer and its association with duration of illness**  
48 **and residence in Ethiopia: a systematic review and meta-analysis.**

49 *Henok Mulugeta*\*<sup>1</sup>, *Fasil Wagnew*<sup>1</sup>, *Haymanot Zeleke*<sup>1</sup>, *Bekele Tesfaye*<sup>1</sup>, *Haile Amha*<sup>1</sup>, *Cheru Tesema Leshargie*<sup>2</sup>,  
50 *Henok Biresaw*<sup>3</sup>, *Getenet Dessie*<sup>3</sup>, *Yihalem Abebe Belay*<sup>4</sup>, *Tesfa Dejenie Habtewold*<sup>5</sup>

51 **Abstract**

52 **Background:** Diabetic foot ulcer (DFU), devastating complications of diabetes mellitus, is a  
53 major public health problem, and one of the leading reasons for hospital admission, amputations,  
54 and even death among diabetic patients in Ethiopia. Despite its catastrophic health consequences,  
55 the national burden of diabetic foot ulcer remains unknown in Ethiopia. Hence, the objective of  
56 this systematic review and meta-analysis was to estimate the national prevalence of diabetic foot  
57 ulcer and investigate the association with duration of illness and patient residence among  
58 diabetic patients.

59 **Methods:** We searched PubMed, Google Scholar, Cochrane Library, CINAHL, EMBASE, and  
60 PsycINFO databases for studies of diabetic foot ulcers prevalence that published from  
61 conception up to June 30, 2019. Quality of each article was assessed using a modified version of  
62 the Newcastle-Ottawa Scale for cross-sectional studies. All statistical analyses were done using  
63 STATA version 14 software for Windows, and meta-analysis was carried out using a random-  
64 effects method. The pooled national prevalence of diabetic foot ulcers was presented using a  
65 forest plot.

66 **Results:** A total of 10 studies with 3,029 diabetic patients were included. The pooled national  
67 prevalence of diabetic foot ulcers among Ethiopian diabetic patients was 11.27% (95% CI 7.22,  
68 15.31%,  $I^2=94.6$ ). Duration of illness (OR: 3.91, 95%CI 2.03, 7.52,  $I^2=63.4\%$ ) and patients'  
69 residence (OR: 3.40, 95%CI 2.09, 5.54,  $I^2=0.0\%$ ) were significantly associated with a diabetic  
70 foot ulcer.

71 **Conclusion:** In Ethiopia, at least one out of ten diabetic patients had diabetic foot ulcers.  
72 Healthcare policymakers (FMoH) need to improve the standard of diabetic care and should  
73 design effective preventive strategies to improve health care delivery for people with diabetes  
74 and reduce the risk of foot ulceration.

75 **Keywords:** *Diabetes mellitus, foot ulcers, prevalence, Ethiopia.*

## 76 **Background**

77 Diabetes is a chronic disorder characterized by hyperglycemia that occurs either due to insulin  
78 deficiency or resistance[[1](#), [2](#)] that has been increasing rapidly worldwide. According to the  
79 American Diabetes Association 2014 report, the global prevalence of diabetes among adults is  
80 8.5%[[2](#), [3](#)]. In Africa, an estimated 12.1 million people were living with diabetes in 2010, and  
81 this figure is more likely to be 23.9 million by 2030[[4](#)].

82 Diabetes has several acute and chronic complications including diabetic foot ulceration. A  
83 diabetic foot, which is the formation of foot ulceration that manifested by neuropathy, ischemia,  
84 and infection, is one of the major public health problems affecting diabetic patients throughout  
85 the world[[5](#), [6](#)]. About 10% to 15% of diabetes patients are at risk of developing a foot ulcer  
86 during their lifetime[[7](#)]. The annual population-based incidence of diabetic foot ulceration ranges  
87 from 1.0% to 4.1%, and its prevalence among diabetic patients ranges from 4% to 10%[[5](#), [8](#)].

88 Diabetes foot problems are responsible for high morbidity and mortality of diabetes in Africa. In  
89 sub-Saharan Africa, the burden of a diabetic foot ulcer is increasing due to late diagnosis, poor  
90 awareness among patients, and poor access to diabetic care[[9](#), [10](#)]. The presence of foot ulcers in  
91 diabetes patient increases the risk of lower extremity amputations, worsens the physical,  
92 psychological, and social quality of life[[11-13](#)]. Furthermore, patients living with diabetic foot  
93 ulcers(DFUs) has a great economic burden and poor health-related quality of life[[14](#)].

94 Diabetic foot ulceration has been associated with various risk factors, such as longer duration of  
95 diabetes mellitus (DM), residence, lack of awareness, poor foot care practice, poor glycemic  
96 control, poor hygienic condition, foot trauma, peripheral neuropathy and presence of vascular

97 diseases[15-17] [8] [18] [19]. Interestingly, most of the risk factors can be prevented easily with  
98 health education, careful foot care, and glycemic control[20].

99 Despite the huge burden of diabetic foot ulceration and it is one of the challenging health  
100 concerns in Ethiopia, the overall prevalence of diabetic foot ulcer among diabetic patients at the  
101 national level remains unknown. Therefore, the objective of this systematic review and meta-  
102 analysis was to estimate the national prevalence of foot ulcers among diabetic patients and  
103 investigate the association with duration of illness and residence in Ethiopia. The findings of this  
104 study will be important to provide valuable information regarding the burden of the diabetic foot  
105 and to inform healthcare policymakers for areas of improvement in diabetic care in Ethiopia.

## 106 **Methods**

### 107 **Search strategy and selection criteria**

108 This systematic review and meta-analysis were conducted following the Preferred Reporting  
109 Items for Systematic Reviews and Meta-Analyses (PRISMA) guideline[21]. We searched  
110 articles reporting the prevalence of diabetic foot ulcers among diabetic patients from PubMed,  
111 Cochrane Library, Google Scholar, CINAHL, and EMBASE databases using the following  
112 search terms: “prevalence”, "diabetic", "diabetic foot", "ulcers", "diabetic foot ulcers", "patients".  
113 Boolean operators like “AND” and “OR” were used to combine search terms. EndNote (version  
114 X8) software for Windows was used to search, download, organize, and cite the related articles.  
115 The reference lists of eligible articles were also searched to retrieve additional relevant articles.  
116 All published and unpublished studies that report the prevalence of diabetic foot ulcers among  
117 diabetic patients in Ethiopia were included. Studies, which investigated the association between  
118 duration of illness and patient residence with foot ulceration, were also included. Only these two  
119 factors such as diabetic duration and patient residence have been similarly assessed across the

120 included studies. Therefore, we estimate the pooled effects of these factors to determine their  
121 association with diabetic foot ulcers. The search for published studies was restricted to articles  
122 published in English language. Furthermore, due to limited literature, we reviewed all  
123 publications irrespective of publication year. Nevertheless, related articles which failed to report  
124 the prevalence of diabetic foot ulcers were excluded. The articles were searched from March  
125 2019 to June 2019.

### 126 **Data extraction**

127 All the downloaded studies were independently screened for inclusion by two authors (HM and  
128 GD). From each included study, information on the name of the first author, year of publication,  
129 study area (region), health facility, study design, sample size, response rate, prevalence of  
130 diabetic foot ulcers and determinant factors (Diabetic duration and patient residence) were  
131 extracted using a pre-piloted template prepared in a Microsoft Excel spreadsheet. H.M. and H.A.  
132 conducted the primary data extraction and then B.T., F.W., and H.Z. examined the extracted data  
133 independently. Any disagreement and inconsistencies were resolved by discussion.

### 134 **Quality assessment**

135 We used the modified version of the Newcastle-Ottawa Scale for cross-sectional studies adapted  
136 from Modesti et al to assess the methodological and other quality of each relevant article. The  
137 key criteria in the Newcastle–Ottawa scale are representativeness of the sample, response rate,  
138 measurement tool used, comparability of the subject, appropriateness of the statistical test used  
139 to analyze the data[22]. Two authors (B.T, and H.B) independently assessed the quality of each  
140 article. Any disagreement was resolved through discussion and consensus.

### 141 **Statistical Analysis**

142 A random-effects model using the DerSimonian and Laird method[23] was employed to estimate  
143 the pooled national prevalence and OR of risk factors with a 95% confidence interval (CI). The  
144 result was presented using a forest plot. Heterogeneity across the studies was assessed by  
145 Cochran's Q test and  $I^2$  statistic.  $I^2$  statistic ranges from 0 to 100 percent. We used the accepted  
146  $I^2$  statistic > 50% to define significant heterogeneity across the included studies[24, 25].  
147 Moreover, we explored the source of between-study heterogeneity using meta-regression  
148 analysis. A funnel plot was used for visual assessment of publication bias. Asymmetry of the  
149 funnel plot indicates the presence of publication bias[26, 27]. Egger's tests were also used to  
150 assess the significance of publication bias with a p-value less than 0.05[28]. Finally, a sensitivity  
151 analysis was performed to assess whether the pooled prevalence estimates were influenced by  
152 individual studies. All data manipulation and statistical analyses were performed using Stata  
153 version 14.0 software for Windows.

## 154 **Results**

### 155 **Study selection**

156 The online search process initially yielded 1079 articles. Of which 21 articles duplicate records  
157 were identified and removed. After reviewing the title and abstract, we excluded 1016 irrelevant  
158 articles. From the remaining 42 articles, 32 articles were excluded since they failed to meet  
159 eligibility criteria and having poor quality based on the Newcastle-Ottawa Scale. Finally, a total  
160 of 10 relevant articles with 3,029 diabetic patients were included in the meta-analysis (Figure 1).

### 161 **Study characteristics**

162 The studies were conducted from 2000 to 2017 in different regions of the country. Of the 10  
163 studies, three were conducted in Addis Ababa[29-31], three were in Amhara[32-34], two were in

164 Oromia[[35](#), [36](#)], and the other two[[37](#), [38](#)] were from other regions. All the included studies were  
165 cross-sectional by study design and their sample size ranged from 198 to 724 patients (Table1).  
166 Figure 1: PRISMA Flowchart diagram of the study selection

167 Table 1: Characteristics of studies included in the meta-analysis of foot ulcers among diabetic patients in Ethiopia

No	Author/s	Publication Year	Study area, Region	Health Facility Name	Study Design	Sample Size	Prevalence % (95%CI)	Risk factors	Funding
1	Yimam A.[31]	2017	Addis Ababa	Black Lion Hospital	Cross-sectional	198	26.0 (19.9,32.1)	-Residence -Duration of diabetes	Addis Ababa University
2	Ejigu A.[30]	2000	Addis Ababa	Menelik Hospital	Cross-sectional	283	1.70 (0.20,3.20)	-----	-----
3	Adem A. et al[29]	2011	Addis Ababa	Black Lion and St. Paul's Hospitals	Cross-sectional	724	9.7 (7.54,11.8)	-----	Addis Ababa University
4	Lebeta KR. et al[33]	2017	Bahir Dar, Amhara	Felege Hiwot Referral Hospital	Cross-sectional	344	21.2 (16.9,25.5)	-Duration of diabetes	Bahir Dar University
5	Abejew AA. et al[32]	2015	Dessie, Amhara	Dessie Referral Hospital	Cross-sectional	216	4.4 (1.7,7.1)	-----	Wollo University
6	Mariam TG. et al[34]	2017	Gondar, Amhara	University of Gondar Hospital	Cross-sectional	279	13.6 (9.6,17.6)	-Residence	University of Gondar
7	Worku D. et al[36]	2010	Jimma, Oromia	Jimma University Specialized Hospital	Cross-sectional	305	4.6 (2.3,6.9)	-----	Jimma University
8	Tilahun A. et al[35]	2017	Jimma, Oromia	Jimma University Specialized Hospital	Cross-sectional	236	8.5 (4.9,12.1)	-----	Jimma University
9	Gebre Kirstos K. et al[38]	2015	Mekelle, Tigray	Ayder Specialized Hospital	Cross-sectional	228	12.0 (7.8,16.2)	-----	Mekelle University
10	Deribe B. et al[37]	2014	Arba Minch, SNNP	Arba Minch General Hospital	Cross-sectional	216	14.8 (10.1,19.5)	-Residence -Duration of diabetes	Jimma University



168 **Prevalence of diabetic foot ulcers**

169 The pooled national prevalence of diabetic foot ulcers among diabetic patients was 11.27% (95%  
170 CI (7.22, 15.31%),  $I^2=94.6$ ). The overall pooled effect size of foot ulceration in diabetes mellitus  
171 patients presented using forest plot (Figure2).

172 Figure 2: Forest plot showing the pooled prevalence of diabetic foot ulcers

173 **Assessment of Heterogeneity**

174 In this meta-analysis, the presence of heterogeneity was checked by  $I^2$  statistics. The result of  
175 this meta-analysis using the random-effects model revealed a high heterogeneity across the  
176 included studies ( $I^2 = 94.6\%$ ,  $P=0.001$ ). The sources of variation were assessed using a meta-  
177 regression model using publication year and sample size as covariates. The result of the meta-  
178 regression analysis showed that both covariates were not statistically significant for the presence  
179 of heterogeneity (Table 2).

180 Table 2: Meta-regression analysis of factors with heterogeneity

<b>Heterogeneity source</b>	<b>Coefficients</b>	<b>Std. Err.</b>	<b>P-value</b>
<b>Sample size</b>	<b>0.009</b>	<b>0.020</b>	<b>0.66</b>
<b>Publication Year</b>	<b>0.397</b>	<b>0.229</b>	<b>0.13</b>

181 **Assessment of publication bias**

182 Publication bias was examined by using a funnel plot and Egger's test. Visual inspection of the  
183 funnel plot suggests asymmetry, as three studies lay on the left side and seven studies on the  
184 right side of the line (Figure 3). Besides, asymmetry of the funnel plot was statistically  
185 significant as evidenced by Egger's test ( $P=0.001$ ), which indicated the presence of publication

186 bias. Furthermore, trim and fill analysis, which is a nonparametric method for estimating the  
187 number of missing studies[39], was performed to reduce and adjust publication bias(Figure 4).

188 Figure 3: Funnel plot to test the publication bias of the 10 studies

189 Figure 4: Result of trim and fill analysis after adjusting for publication bias

### 190 **Association diabetic foot ulcers with diabetic duration and patient residence**

191 Diabetic patients with duration of diabetes more than 10 years were 3.91 times more likely to  
192 develop diabetic foot ulcers as compared with patients with duration of diabetes less than 10  
193 years (OR, 3.91, 95% CI 2.03, 7.52,  $I^2=63.4%$ ) (Figure 5). Likewise, those diabetic patients who  
194 lived in the rural area were 3.40 times more likely to develop diabetic foot ulcers than those who  
195 lived in the urban area [OR = 3.40; 95% CI: 2.09, 5.54,  $I^2=0.0%$ ] (Figure 6).

196 Figure 5: Forest plot showing the association of patient residence and diabetic foot ulcers

197 Figure 6: Forest plot showing the association of diabetic duration and diabetic foot ulcers

### 198 **Discussion**

199 The global prevalence of diabetic complications is rising rapidly[40]. Diabetic foot ulcer (DFU)  
200 is one of the major causes of morbidity, and it is responsible for 50% of diabetes-related hospital  
201 admissions in hospitals[41]. Moreover, a systematic literature review revealed that diabetes and  
202 related complications including foot ulceration are a common problem in Africa[42]. Early  
203 diagnosis and management of diabetic foot are critical to prevent its serious consequences such  
204 as infection, gangrene, and death[41].

205 In this study, the pooled national prevalence of diabetic foot among diabetic patients in Ethiopia  
206 was 11.27%. This finding was comparable with reports from other similar studies in Asia[43, 44]  
207 and Africa [45-47]. This might be due to similarities in the socio-demographic characteristics of

208 the study participants. On the other hand, our finding was higher than the global (i.e. 6.3%) and  
209 national or continental (7.2% in Africa) prevalence of diabetic foot ulcers[19]. Likewise, our  
210 finding is higher than other similar studies[48, 49]. One possible explanation for the high  
211 prevalence of diabetic foot in Ethiopian diabetic patients might be due to variations in risk  
212 factors such as poor diabetic-related knowledge and poor foot self-care practice. In spite of that,  
213 the current study finding was lower than the study finding in Nigeria and Netherlands where the  
214 prevalence of diabetic foot ulcers was 41.5% and 20.4% respectively[50, 51]. It could be due to a  
215 difference in sample size and study setting.

216 Even though several factors have been reported as a risk factor of DFU in different literature[15,  
217 44, 52-54], we have identified only two similar factors (duration of diabetes and patient  
218 residence) across the included studies for analysis. In agreement with studies conducted in  
219 Egypt, Iran and India[43, 54, 55], our study revealed that the duration of diabetes and patients'  
220 residence had a significant association with a diabetic foot ulcer. Diabetic patients with long  
221 duration are exposed to multiple complications like neuropathy, which may increase the risk of  
222 foot ulceration due to trauma and high focal foot pressures[56]. Regarding residence, the  
223 possible reason might be since individuals in rural areas in Ethiopia are farmers and are often  
224 barefoot, which can result in damage to the foot and it leads to ulcers. Besides, most of the  
225 people in rural areas of the country are poor with low educational level so that they have no  
226 adequate knowledge and practice of foot care. However, the controversial result was reported  
227 from Sudan where diabetic patients from the urban area have been shown significantly  
228 associated with the development of DFU[57].

229 The findings of this meta-analysis have implications for clinical practice. Determining the  
230 prevalence of DFU provides up-to-date evidence to develop prevention, public health planning

231 and management strategy for diabetic foot ulcers. It also used to improve patients' quality of life  
232 and reduce the economic burden. Moreover, identifying determinant factors help clinicians to  
233 consider during their routine clinical practice. However, some limitations should be considered  
234 in future researches. It was difficult to analyze some important major factors since they were not  
235 examined consistently across the studies. Moreover, we identified significant heterogeneity  
236 across the included studies and the presence of publication bias so that the interpretation of the  
237 results has to be taken cautiously.

## 238 **Conclusion**

239 Available data suggest that the prevalence of active DFU in people with diabetes in Ethiopia was  
240 high, but it is all derived from selected populations. Duration diabetes and Patients' residence  
241 were significant factors for foot ulceration. Diabetes care in Ethiopia needs to develop a high  
242 standard of treatment guideline and preventive strategies to reduce the burden of DFU and  
243 prevent its risk factors. Health education should be given to patients with a longer duration of  
244 diabetes and those living in rural areas to reduce the progression of the disease and improve  
245 health outcomes. Moreover, there is a clear need for a large-scale prospective study to determine  
246 the extent of this important health care problem.

## 247 **Abbreviations**

248 **CI:** Confidence Interval, **FMoH:** Federal Ministry of Health, **OR:** Odds Ratio, **PRISMA:**  
249 Preferred Reporting Items for Systematic Reviews and Meta-Analyses, **SNNP:** Southern  
250 Nations, Nationalities, and Peoples, **DFUs:** Diabetic Foot Ulcers.

## 251 **Declarations**

## 252 **Consent for publication**

253 Not applicable.

#### 254 **Availability of data and materials**

255 The data analyzed during the current systematic review and meta-analysis is available from the  
256 corresponding author on reasonable request.

#### 257 **Competing interests**

258 The authors declare that they have no competing interests.

#### 259 **Funding**

260 Not applicable.

#### 261 **Ethics approval and consent to participate**

262 Not applicable.

#### 263 **Authors' contributions**

264 HM developed the protocol and involved in the design, selection of study, data extraction, and  
265 statistical analysis and developing the initial drafts of the manuscript. GD, FW, HZ, BT, and HB  
266 involved in data extraction, quality assessment, statistical analysis and revising subsequent  
267 drafts. HM, FW and TDH prepared the final draft of the manuscript. All authors read and  
268 approved the final draft of the manuscript.

#### 269 **Acknowledgment**

270 we would like to thank all authors of studies included in this systematic review and meta-  
271 analysis.

#### 272 **References**

- 273 1. Lakshmi N, Patel N, Parmar P, Garasiya K, Chaudhary M: **Study the foot care practice among**  
274 **diabetic patients in Ahmedabad city, Gujarat.** *International Journal of Medical Science and*  
275 *Public Health* 2018, **7**(5):333-338.
- 276 2. Teshome HM, Ayalew GD, Shiferaw FW, Leshargie CT, Boneya DJ: **The Prevalence of Depression**  
277 **among Diabetic Patients in Ethiopia: A Systematic Review and Meta-Analysis, 2018.**  
278 *Depression Research and Treatment* 2018, **2018**.

- 279 3. Wild S, Roglic G, Green A, Sicree R, King H: **Global prevalence of diabetes: estimates for the**  
280 **year 2000 and projections for 2030.** *Diabetes care* 2004, **27**(5):1047-1053.
- 281 4. Hall V, Thomsen RW, Henriksen O, Lohse N: **Diabetes in Sub Saharan Africa 1999-2011:**  
282 **epidemiology and public health implications. A systematic review.** *BMC public health* 2011,  
283 **11**(1):564.
- 284 5. Alexiadou K, Doupis J: **Management of diabetic foot ulcers.** *Diabetes Therapy* 2012, **3**(1):4.
- 285 6. Pendsey SP: **Understanding diabetic foot.** *International journal of diabetes in developing*  
286 *countries* 2010, **30**(2):75.
- 287 7. Boulton AJ, Vileikyte L, Ragnarson-Tennvall G, Apelqvist J: **The global burden of diabetic foot**  
288 **disease.** *The Lancet* 2005, **366**(9498):1719-1724.
- 289 8. Singh N, Armstrong DG, Lipsky BA: **Preventing foot ulcers in patients with diabetes.** *Jama* 2005,  
290 **293**(2):217-228.
- 291 9. Agwu E, Dafiewhare EO, Ekanem PE: **Possible diabetic-foot complications in Sub-Saharan**  
292 **Africa.** In: *Global Perspective on Diabetic Foot Ulcerations.* edn.: InTech; 2011.
- 293 10. Levitt N: **Diabetes in Africa: epidemiology, management and healthcare challenges.** *Heart*  
294 2008.
- 295 11. Jeffcoate WJ, Harding KG: **Diabetic foot ulcers.** *The lancet* 2003, **361**(9368):1545-1551.
- 296 12. Nabuurs-Franssen M, Huijberts M, Kruseman AN, Willems J, Schaper N: **Health-related quality**  
297 **of life of diabetic foot ulcer patients and their caregivers.** *Diabetologia* 2005, **48**(9):1906-1910.
- 298 13. Ribu L, Hanestad BR, Moum T, Birkeland K, Rustoen T: **A comparison of the health-related**  
299 **quality of life in patients with diabetic foot ulcers, with a diabetes group and a nondiabetes**  
300 **group from the general population.** *Quality of Life Research* 2007, **16**(2):179-189.
- 301 14. Kibachio J, Omolo J, Muriuki Z, Juma R, Karugu L, Ng'ang'a Z: **Risk factors for diabetic foot ulcers**  
302 **in type 2 diabetes: A case control study, Nyeri, Kenya.** *African Journal of Diabetes Medicine*  
303 2013, **21**(1).
- 304 15. Desalu O, Salawu F, Jimoh A, Adekoya A, Busari O, Olokoba A: **Diabetic foot care: self reported**  
305 **knowledge and practice among patients attending three tertiary hospital in Nigeria.** *Ghana*  
306 *medical journal* 2011, **45**(2).
- 307 16. Lavery LA, Armstrong DG, Wunderlich RP, Mohler MJ, Wendel CS, Lipsky BA: **Risk factors for**  
308 **foot infections in individuals with diabetes.** *Diabetes care* 2006, **29**(6):1288-1293.
- 309 17. Lipsky BA, Berendt AR, Deery HG, Embil JM, Joseph WS, Karchmer AW, LeFrock JL, Lew DP,  
310 Mader JT, Norden C: **Diagnosis and treatment of diabetic foot infections.** *Clinical Infectious*  
311 *Diseases* 2004:885-910.
- 312 18. Wikblad K, Smide B, Bergström A, Kessi J, Mugusi F: **Outcome of clinical foot examination in**  
313 **relation to self-perceived health and glycaemic control in a group of urban Tanzanian diabetic**  
314 **patients.** *Diabetes research and clinical practice* 1997, **37**(3):185-192.
- 315 19. Zhang P, Lu J, Jing Y, Tang S, Zhu D, Bi Y: **Global epidemiology of diabetic foot ulceration: a**  
316 **systematic review and meta-analysis.** *Annals of medicine* 2017, **49**(2):106-116.
- 317 20. Wu SC, Driver VR, Wrobel JS, Armstrong DG: **Foot ulcers in the diabetic patient, prevention and**  
318 **treatment.** *Vascular health and risk management* 2007, **3**(1):65.
- 319 21. Liberati A, Altman DG, Tetzlaff J, Mulrow C, Gøtzsche PC, Ioannidis JP, Clarke M, Devereaux PJ,  
320 Kleijnen J, Moher D: **The PRISMA statement for reporting systematic reviews and meta-**  
321 **analyses of studies that evaluate health care interventions: explanation and elaboration.** *PLoS*  
322 *medicine* 2009, **6**(7):e1000100.
- 323 22. Modesti PA, Reboldi G, Cappuccio FP, Agyemang C, Remuzzi G, Rapi S, Perruolo E, Parati G:  
324 **Panethnic differences in blood pressure in Europe: a systematic review and meta-analysis.**  
325 *PloS one* 2016, **11**(1):e0147601.

- 326 23. McFarland LV: **Meta-analysis of probiotics for the prevention of antibiotic associated diarrhea**  
327 **and the treatment of Clostridium difficile disease.** *The American journal of gastroenterology*  
328 2006, **101**(4):812.
- 329 24. Higgins JP, Thompson SG, Deeks JJ, Altman DG: **Measuring inconsistency in meta-analyses.** *BMJ:*  
330 *British Medical Journal* 2003, **327**(7414):557.
- 331 25. Islam MM, Iqbal U, Walther B, Atique S, Dubey NK, Nguyen P-A, Poly TN, Masud JHB, Li Y-CJ,  
332 Shabbir S-A: **Benzodiazepine use and risk of dementia in the elderly population: a systematic**  
333 **review and meta-analysis.** *Neuroepidemiology* 2016, **47**(3-4):181-191.
- 334 26. Ried K: **Interpreting and understanding meta-analysis graphs: a practical guide.** 2006.
- 335 27. Tang J-L, Liu JL: **Misleading funnel plot for detection of bias in meta-analysis.** *Journal of clinical*  
336 *epidemiology* 2000, **53**(5):477-484.
- 337 28. Egger M, Smith GD, Phillips AN: **Meta-analysis: principles and procedures.** *Bmj* 1997,  
338 **315**(7121):1533-1537.
- 339 29. Adem A, Demis T, Feleke Y: **Trend of diabetic admissions in Tikur Anbessa and St. Paul's**  
340 **University Teaching Hospitals from January 2005-December 2009, Addis Ababa, Ethiopia.**  
341 *Ethiopian medical journal* 2011, **49**(3):231-238.
- 342 30. Ejigu A: **Brief communication: Patterns of chronic complications of diabetic patients in Menelik**  
343 **II Hospital, Ethiopia.** *Ethiopian Journal of health development* 2000, **14**(1):113-116.
- 344 31. Yimam A: **Prevalence od Diabetic foot ulcer and associated factors among diabetic patient**  
345 **attending Tikur Anbesa Specialized Hospital Diabetic clinic, Addis Ababa, Ethiopia, 2017.** 2017.
- 346 32. Abejew AA, Belay AZ, Kerie MW: **Diabetic complications among adult diabetic patients of a**  
347 **tertiary hospital in Northeast Ethiopia.** *Advances in Public Health* 2015, **2015**.
- 348 33. Kidist Reba Lebeta, Zeleke Argaw, Birhane BW: **Prevalence of Diabetic Complications and Its**  
349 **Associated Factors Among Diabetes Mellitus Patients Attending Diabetes Mellitus Clinics;**  
350 **Institution Based Cross Sectional Study.** *American Journal of Health Research* 2017, **5**(2):38-43.
- 351 34. Mariam TG, Alemayehu A, Tesfaye E, Mequannt W, Temesgen K, Yetwale F, Limenih MA:  
352 **Prevalence of Diabetic Foot Ulcer and Associated Factors among Adult Diabetic Patients Who**  
353 **Attend the Diabetic Follow-Up Clinic at the University of Gondar Referral Hospital, North West**  
354 **Ethiopia, 2016: Institutional-Based Cross-Sectional Study.** *Journal of diabetes research* 2017,  
355 **2017**.
- 356 35. Tilahun A, Waktola C, Tewodros G, Sadik G, Amare D: **Major Microvascular Complications and**  
357 **Associated Risk Factors among Diabetic Outpatients in Southwest Ethiopia.** *Endocrinol Metab*  
358 *Syndr* 2017, **6**(272):2161-1017.10002.
- 359 36. Worku D, Hamza L, Woldemichael K: **Patterns of diabetic complications at jimma university**  
360 **specialized hospital, southwest ethiopia.** *Ethiopian journal of health sciences* 2010, **20**(1).
- 361 37. Deribe B, Woldemichael K, Nemera G: **Prevalence and factors influencing diabetic foot ulcer**  
362 **among diabetic patients attending Arbaminch Hospital, South Ethiopia.** *J Diabetes Metab*  
363 2014, **5**(1):1-7.
- 364 38. Gebrekirstos K, Gebrekiros S, Fantahun A: **Prevalence and Factors Associated With Diabetic**  
365 **Foot Ulcer among Adult Patients in Ayder Referral Hospital Diabetic Clinic Mekelle, North**  
366 **Ethiopia, 2013.** *J Diabetes Metab* 2015, **6**(579):2.
- 367 39. Duval S, Tweedie R: **Trim and fill: a simple funnel-plot-based method of testing and adjusting**  
368 **for publication bias in meta-analysis.** *Biometrics* 2000, **56**(2):455-463.
- 369 40. Susan van D, Beulens JW, Yvonne T. van der S, Grobbee DE, Nealb B: **The global burden of**  
370 **diabetes and its complications: an emerging pandemic.** *European Journal of Cardiovascular*  
371 *Prevention & Rehabilitation* 2010, **17**(1\_suppl):s3-s8.

- 372 41. Kasiya MM, Mang'anda GD, Heyes S, Kachapila R, Kaduya L, Chilamba J, Goodson P, Chalulu K,  
373 Allain TJ: **The challenge of diabetic foot care: Review of the literature and experience at Queen**  
374 **Elizabeth Central Hospital in Blantyre, Malawi.** *Malawi Medical Journal* 2017, **29**(2):218-223.
- 375 42. Bos M, Agyemang C: **Prevalence and complications of diabetes mellitus in Northern Africa, a**  
376 **systematic review.** *BMC public health* 2013, **13**(1):387.
- 377 43. Shahi SK, Kumar A, Kumar S, Singh SK, Gupta SK, Singh T: **Prevalence of diabetic foot ulcer and**  
378 **associated risk factors in diabetic patients from North India.** *The Journal of Diabetic Foot*  
379 *Complications* 2012, **4**(3):83-91.
- 380 44. Yusuf S, Okuwa M, Irwan M, Rassa S, Laitung B, Thalib A, Kasim S, Sanada H, Nakatani T, Sugama  
381 J: **Prevalence and risk factor of diabetic foot ulcers in a regional hospital, eastern Indonesia.**  
382 *Open Journal of Nursing* 2016, **6**(01):1.
- 383 45. Ndip EA, Tchakonte B, Mbanya J-C: **A study of the prevalence and risk factors of foot problems**  
384 **in a population of diabetic patients in cameroon.** *The international journal of lower extremity*  
385 *wounds* 2006, **5**(2):83-88.
- 386 46. Neuhann H, Warter-Neuhann C, Lyaruu I, Msuya L: **Diabetes care in Kilimanjaro region: clinical**  
387 **presentation and problems of patients of the diabetes clinic at the regional referral hospital—**  
388 **an inventory before structured intervention.** *Diabetic medicine* 2002, **19**(6):509-513.
- 389 47. Ogbera A, Fasanmade O, Ohwovoriole A, Adediran O: **An assessment of the disease burden of**  
390 **foot ulcers in patients with diabetes mellitus attending a teaching hospital in Lagos, Nigeria.**  
391 *The international journal of lower extremity wounds* 2006, **5**(4):244-249.
- 392 48. Nyamu P, Otieno C, Amayo E, McLigeyo S: **Risk factors and prevalence of diabetic foot ulcers at**  
393 **Kenyatta National Hospital, Nairobi.** *East African Medical Journal* 2003, **80**(1):36-43.
- 394 49. Walters D, Catling W, Mullee M, Hill R: **The distribution and severity of diabetic foot disease: a**  
395 **community study with comparison to a non-diabetic group.** *Diabetic Medicine* 1992, **9**(4):354-  
396 358.
- 397 50. Bouter K, Storm A, Uitslager R, Erkelens D, Diepersloot R: **The diabetic foot in Dutch hospitals:**  
398 **epidemiological features and clinical outcome.** *The European journal of medicine* 1993,  
399 **2**(4):215-218.
- 400 51. Ogbera A, Adedokun A, Fasanmade O, Ohwovoriole A, Ajani M: **The foot at risk in Nigerians**  
401 **with diabetes mellitus—the Nigerian scenario.** *International journal of Endocrinology and*  
402 *Metabolism* 2005, **2005**(4, Autumn):165-173.
- 403 52. Adler AI, Boyko EJ, Ahroni JH, Stensel V, Forsberg RC, Smith DG: **Risk factors for diabetic**  
404 **peripheral sensory neuropathy: results of the Seattle Prospective Diabetic Foot Study.**  
405 *Diabetes care* 1997, **20**(7):1162-1167.
- 406 53. Ahmad W, Khan IA, Ghaffar S, Al-Swailmi FK, Khan I: **Risk factors for diabetic foot ulcer.** *Journal*  
407 *of Ayub Medical College Abbottabad* 2013, **25**(1-2):16-18.
- 408 54. Yazdanpanah L, Shahbazian H, Nazari I, Arti HR, Ahmadi F, Mohammadianinejad SE, Cheraghian  
409 B, Latifi SM: **Prevalence and related risk factors of diabetic foot ulcer in Ahvaz, south west of**  
410 **Iran.** *Diabetes & Metabolic Syndrome: Clinical Research & Reviews* 2018.
- 411 55. El Din SA, Mekkawy MM, Besely WN, Azer SZ: **Prevalence of Risk Factors for Egyptian Diabetic**  
412 **Foot Ulceration.** *Journal of Nursing and Health Science* 2016; **5** (2): 45, 57.
- 413 56. Frykberg RG, Zgonis T, Armstrong DG, Driver VR, Giurini JM, Kravitz SR, Landsman AS, Lavery LA,  
414 Moore JC, Schuberth JM: **Diabetic foot disorders: a clinical practice guideline (2006 revision).**  
415 *The journal of foot and ankle surgery* 2006, **45**(5):S1-S66.
- 416 57. Awadalla H, Noor SK, Elmadhoun WM, Almobarak AO, Elmak NE, Abdelaziz SI, Sulaiman AA,  
417 Ahmed MH: **Diabetes complications in Sudanese individuals with type 2 diabetes: Overlooked**  
418 **problems in sub-Saharan Africa?** *Diabetes & Metabolic Syndrome: Clinical Research & Reviews*  
419 2017, **11**:S1047-S1051.





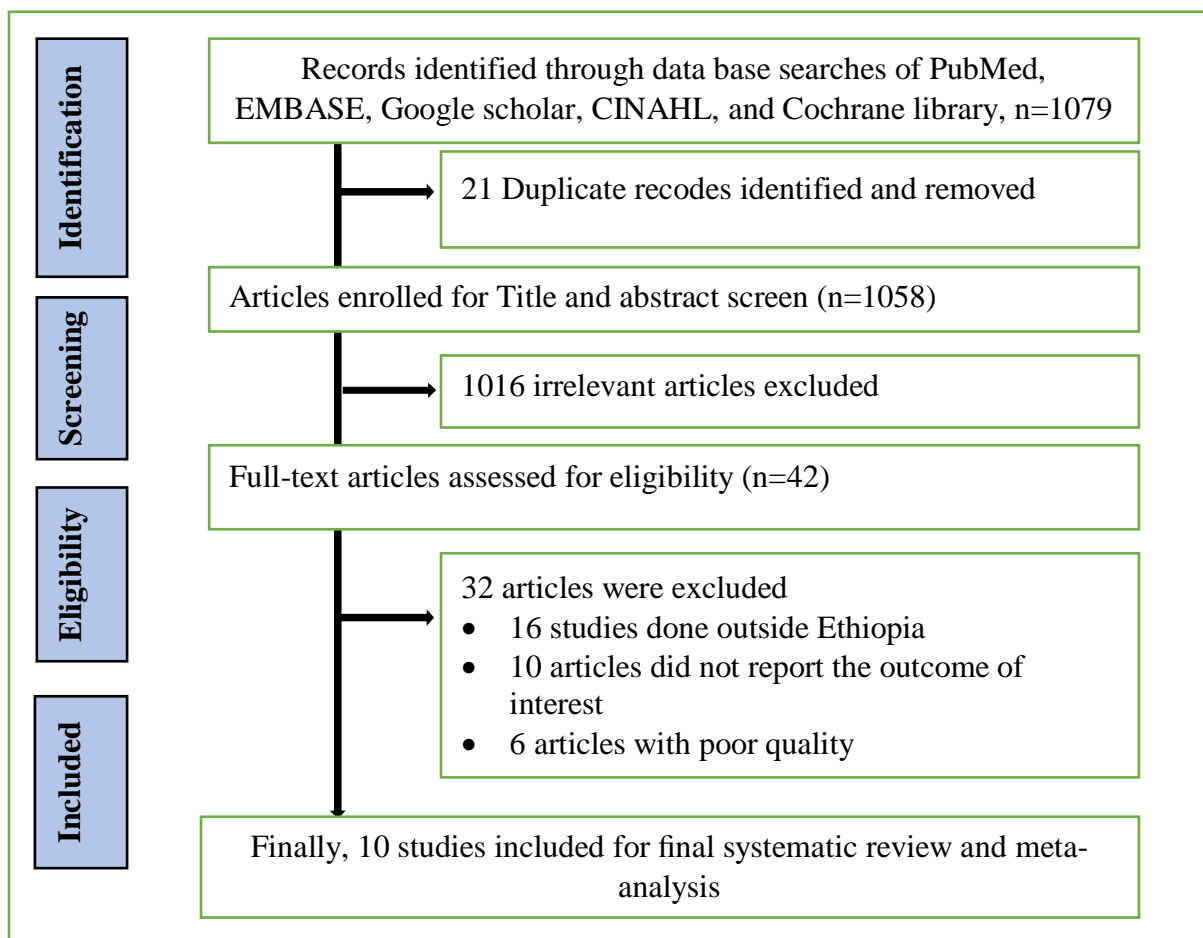


Figure 1: PRISMA Flowchart diagram of the study selection

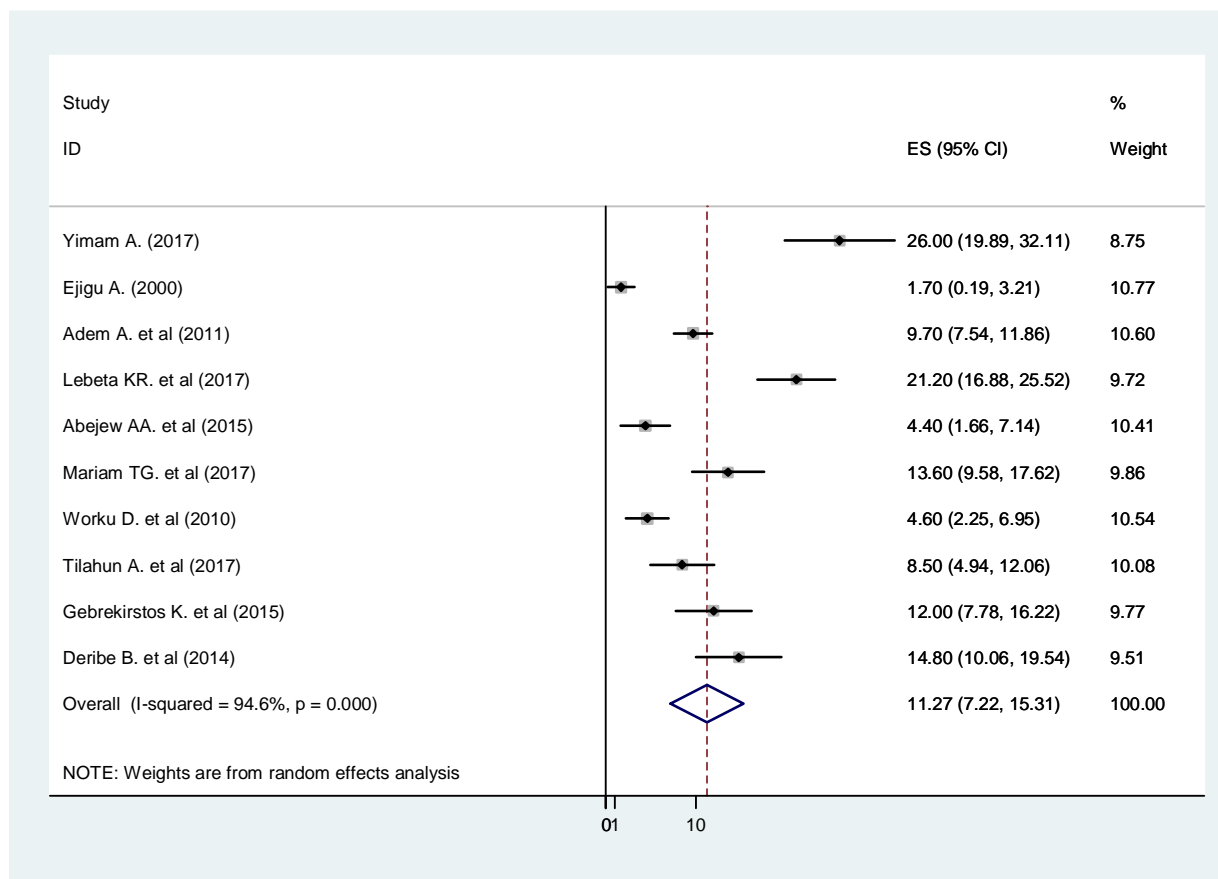


Figure 2: Forest plot showing the pooled prevalence of diabetic foot ulcers

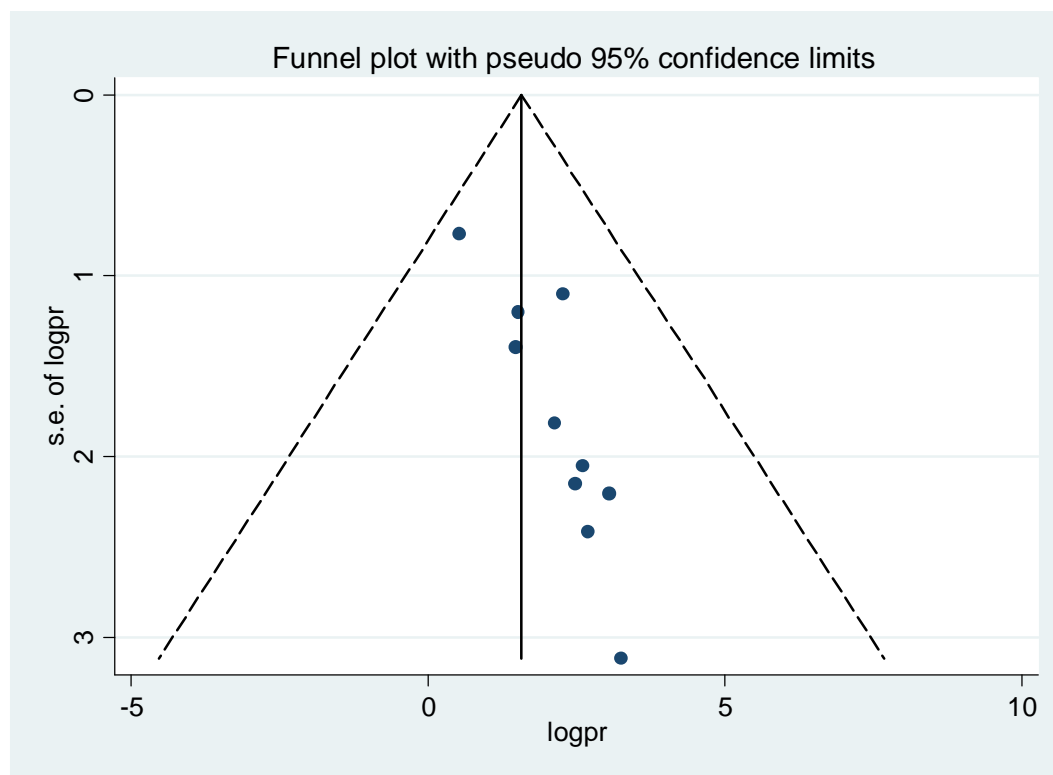


Figure 3: Funnel plot to test the publication bias of the 10 studies

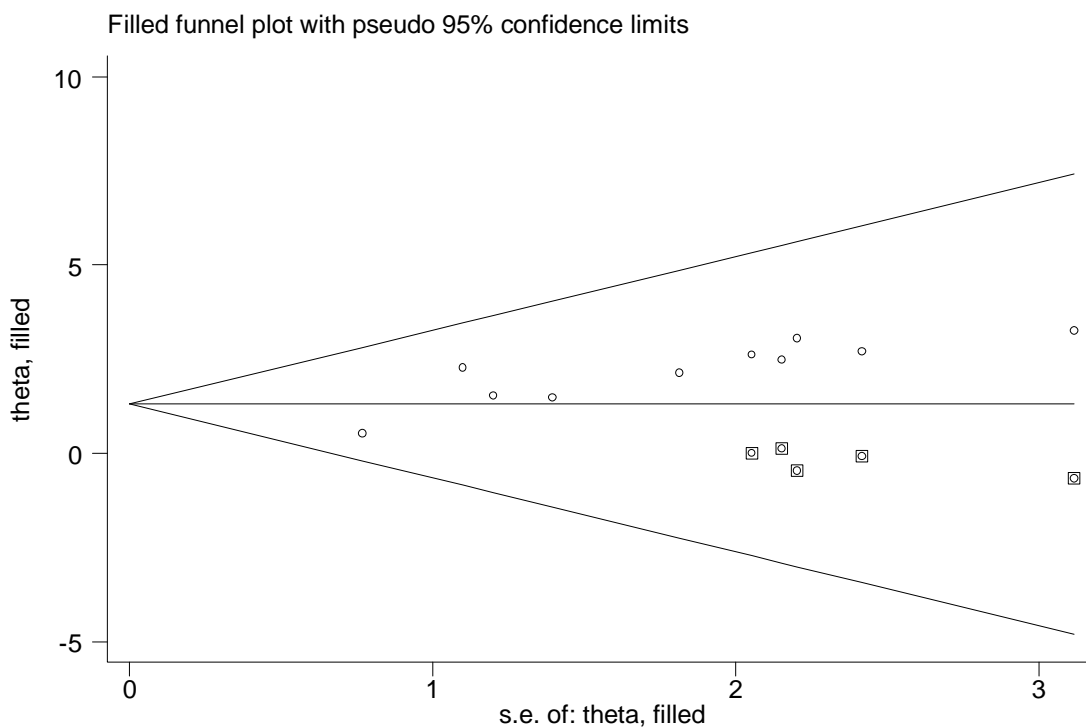


Figure 4: Result of trim and fill analysis for adjusting publication bias of the 10 studies

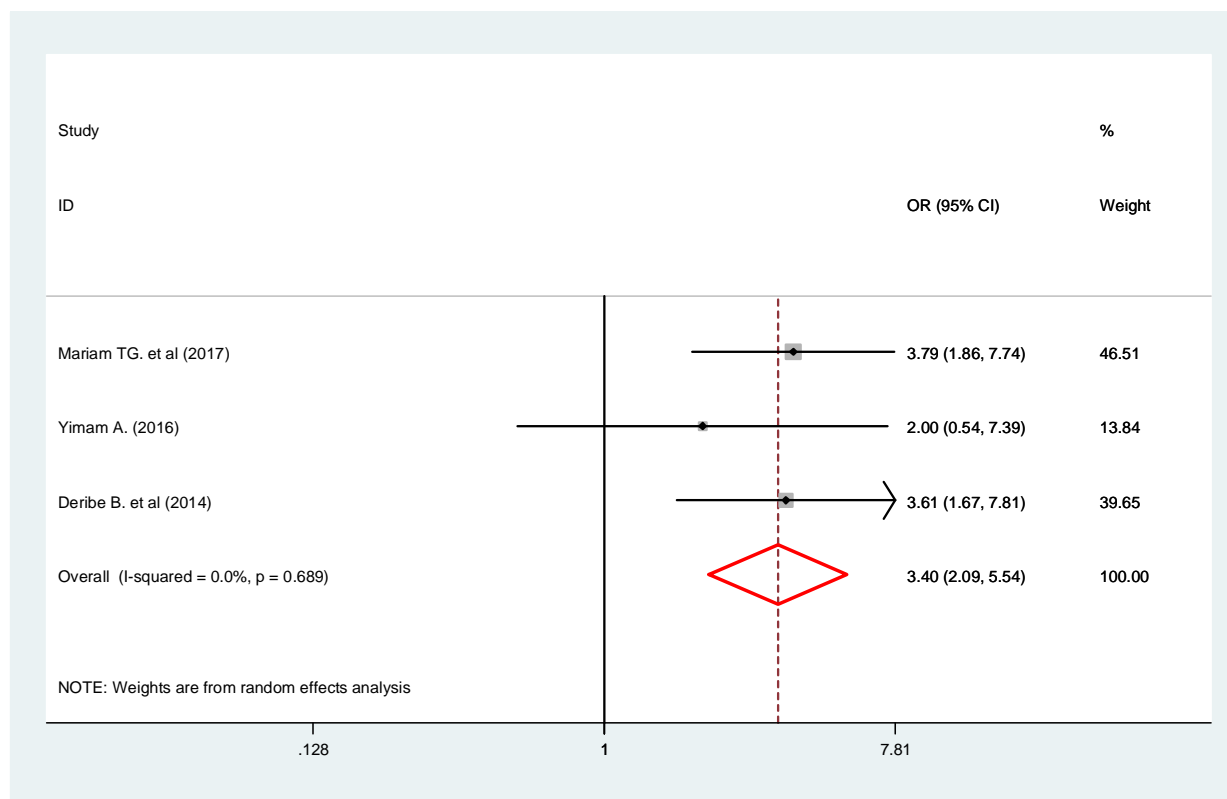


Figure 5: Forest plot showing the association of residence and diabetic foot ulcer

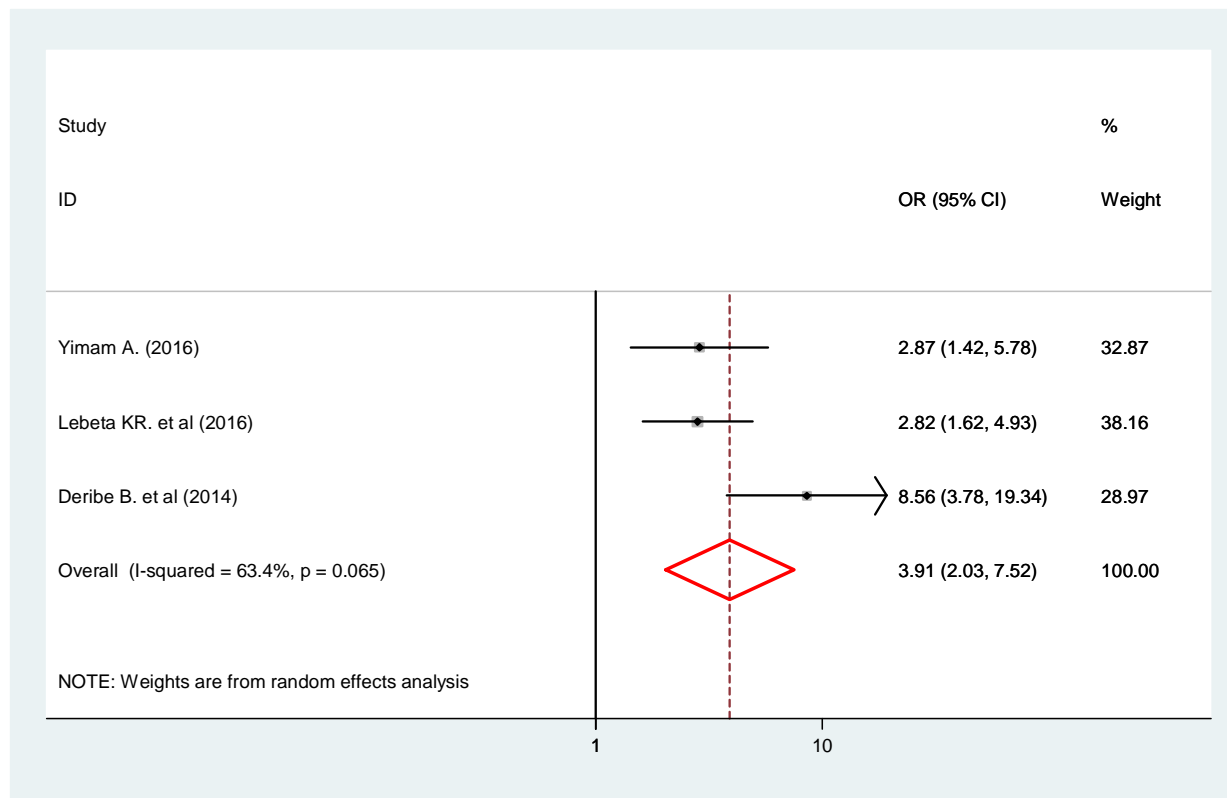


Figure 6: Forest plot showing the association of diabetic foot ulcer with duration of the diseases