

1 **Title: Health Perceptions of Adverse Weather in Older Adults in England: Analysis of**
2 **2019/20 Survey Data**

3 Authors: Grace Turner¹, Agostinho Moreira de Sousa^{1,2}, Emer O’Connell¹, Sari Kovats¹, Katya Brooks
4 ^{1,2}, Owen Landeg^{1,2}, Sharif Ismail ^{1,2*}, Anusha Rajamani^{1,2}, Shakoora Hajat¹

5 ¹ NIHR Health Protection Research Unit in Environmental Change and Health, London School of
6 Hygiene and Tropical Medicine, UK

7 ² Extreme Events and Health Protection Team, UK Health Security Agency, UK

8 *Corresponding author

9 Email: sharif.ismail@ukhsa.gov.uk

10 Word count: 4715

11

12

13

14 **Key words:** Hot weather, cold weather, high/low temperatures, risk perception, behaviour, public
15 health, older adults, England

16

17

18

19

20

21 **NOTE: This preprint reports new research that has not been certified by peer review and should not be used to guide clinical practice.**

22 **Abstract**

23 **Introduction:** Health risks to vulnerable groups associated with hot and cold weather are well-
24 documented. Older adults, aged 65 and above, are particularly vulnerable to higher and lower
25 temperatures.

26 **Aim:** To explore older adult perception of health risks from high and low temperatures, what health-
27 protective measures they have undertaken, and the factors associated with risks and responses.

28 **Methods:** Ipsos MORI conducted face-to-face surveys for the UK Health Security Agency with 461
29 participants in the cold weather survey and 452 in the hot weather survey. Participants reported
30 temperature-related symptoms, risk perceptions for different groups, and behaviours during hot and
31 cold weather. Data analysis involved using binomial logistic regression models to assess potential
32 factors (demographics, vulnerability, behaviours, and responses) associated with older adults' health
33 risk perception in hot and cold weather.

34 **Results:** Less than half of older adults in both surveys agreed that hot or cold weather posed a risk to
35 their health. Older adults with higher education, household income >£25,000 annually or home
36 ownership were less likely to perceive their health at risk during cold weather. In both surveys, older
37 adults who perceived people of the same age or people living alone as at an increased risk were
38 more likely to perceive their own health as at risk. Furthermore, during cold weather, older adults
39 were more likely to self-identify their health at risk when reporting other adults aged 65yrs+ to be at
40 an increased risk, but not during hot weather. Various temperature-related protective behaviours
41 were associated with older adults' risk perception in hot and cold weather.

42 **Conclusion:** These findings highlight the need for effective risk communication strategies and
43 targeted health messaging for older adults to support self-identification of risk. Future research
44 should focus on barriers to risk perception and promoting health-protective behaviours in this
45 population.

46 Introduction

47 Risks to health from hot and cold weather are well documented(1, 2). Whilst evidence suggests a
48 decrease in cold spells and frost days in the UK, the frequency and intensity of heatwaves is
49 increasing(3). Risks to health from heat are identified as a key risk from climate change in the Third
50 UK Climate Change Risk Assessment, published in 2021. However, the assessment also acknowledges
51 that cold risks will remain significant to the end of the century(4-6). Climate change will increase the
52 risk of extremely high outdoor temperatures, more consecutive hot days and heatwaves across
53 regions in England (7, 8).

54 This paper focuses on the summer of 2019 and winter of 2020. The summer of 2019 saw 3
55 heatwaves with two Level 3 Heat Health Alerts (HHA) being issued, during the second heatwave
56 (21st-28th July), an estimated 572 excess deaths were observed in 65+ year olds in England(9). In
57 2019-2020, approximately 3600 instances of overheating (>26°C) were reported by NHS Trust
58 buildings in England(10). In 2020, an estimated 28,300 excess winter deaths including deaths from
59 respiratory infections (excluding Covid-19) occurred in England and Wales in 2019/20 which was
60 nearly 20% higher than 2018/19. In recent years, heatwaves in England have resulted in significant
61 mortality (11). Recent analysis shows across England and Wales, from 2000 and 2019, an annual
62 average of 800 heat-related deaths and 60,500 deaths associated with cold(12). Furthermore, in
63 2022, the UK experienced the hottest day on record (40.3°C), the first Level 4 HHA and there was an
64 estimated 2,985 all-cause excess deaths associated with five heat episodes – the highest number in
65 any given year(13).

66 Considering the social determinants of vulnerability to minimise temperature-related risks to health
67 is vital, particularly amongst groups who may have difficulty adapting their environment or
68 behaviours to the changing conditions, for example older adults, young children and those with long-
69 term health conditions(6, 14). Older adults aged 65yrs+ have a higher risk of mortality and admission
70 during periods of high and low temperatures so are the focus on the current study. The relative risk

71 of death in older adults increases as temperatures reach extremes at both ends of the range:
72 however, across a winter or summer season, due to the large number greater of days at moderate
73 but harmful temperatures, the greatest health burden occurs outside of the extremes. The relative
74 risk of mortality increased and negative health effects are observed at relatively moderate outdoor
75 mean temperature change e.g. for cold this is seen between 4°C to 8°C (15, 16). Temperatures in
76 excess of 25°C are associated with severe illness and excess heat-related deaths in vulnerable
77 people(14). The health risks in older adults from changes in temperature are due to impaired
78 thermoregulation, pre-existing health conditions and impaired ability to perform self-protective
79 behaviours(17-20). Exposure to cold weather in older adults has been linked with increased risk of
80 strokes, cardiovascular diseases and injuries e.g. falls. Furthermore, the key outcome of concern
81 regarding heat exposure amongst older adults is the exacerbation of existing respiratory and
82 cardiovascular conditions. The risks to health from hot and cold weather can be mitigated and action
83 can be taken to minimise the impacts to human health through planning and emergency response
84 strategies (21).

85 A scoping review of health risk perception in hot and cold weather amongst older adults concluded
86 that older people often do not perceive themselves to be at an increased risk (3). Factors influencing
87 personal health risk perception identified in the literature are: knowledge of hot and cold weather
88 and associated health risks, presence of comorbidities, age and self-identity, perceived weather
89 severity, previous experiences of adverse weather, perceived effectiveness of protective behaviours,
90 and external locus of control (3). The evaluation of the Heatwave Plan (HWP) for England reported
91 only 40% of 142 older adults aged 75+ years and 33% of 380 adults aged 65-74 year olds living in
92 England agreed that hot weather was a risk to their health(22). Qualitative research suggests that
93 while older people do not consider themselves “vulnerable” to heat or cold, they might perceive
94 other older persons as vulnerable(23). A survey in England reported most older adults do undertake
95 some heat protection measures that they consider “common sense” during heatwaves⁽²³⁾.

96 Generally, evidence reports of limited knowledge of heat exhaustion, heat stress and exacerbation

97 of existing respiratory, renal and cardiovascular diseases. Older adults and other vulnerable groups
98 compared to the general population have demonstrated variable uptake of recommended
99 behaviours e.g. drinking fluids, and opening or closing windows) during hot weather, staying active
100 and dressing warmly in cold weather (18, 24, 25).

101 This paper aims to explore a representative sample of older adult's (aged 65 years and over)
102 perception of the risks from both high and low temperatures, what health-protective measures they
103 have undertaken, and the factors associated with risks and responses. This paper is the first analysis
104 of both hot and cold weather risk perception and compares the potential synergies and differences
105 in factors such as region, age, income, influencing older adults' risk perception of their health in
106 England. Furthermore, this study is the first to determine links between adopting temperature-
107 related behaviours and predicting personal health risk perception in older adults. The sample
108 population is representative of England which supports a detailed analysis of the development of
109 insight-informed action. This is useful for national planning and focusing hot and cold weather
110 messaging around behaviour change techniques, prioritising communication of actions to take and
111 how behaviour interacts with health perception. This analysis also explores older adult perceptions
112 of other older adults and vulnerable groups which is useful to understand and inform how public
113 health messaging should target older adults as a vulnerable group e.g. terminology during extreme
114 temperatures change. Within the research priorities of the Temperature chapter in the Health
115 Effects of Climate Change report published by the UK Health Security Agency (UKHSA), further
116 analysis is required to understand the risks from hot and cold weather on vulnerable groups
117 including older adults(6). Results and recommendations from this paper will crucially feed into the
118 evidence and messaging updates for the published UKHSA Adverse Weather and Health Plan which
119 was launched in April 2023(26).

120 **Materials and Methods**

121

122 **1.1. Survey and study participants**

123 We analysed data collected from two surveys conducted by Ipsos MORI that affect heat and cold
124 health risk perception in older adults (aged 65 years and older) in England, commissioned by UKHSA.

125 Research objectives were to:

- 126 1. Identify factors associated with adverse weather health risk perceptions
- 127 2. Identify responses or behaviours associated with hot/cold weather risk perception.

128 The heat survey (n = 1706) was conducted from 26th July to 4th August 2019 following very hot
129 weather in the UK and Europe and the cold survey (n = 1719) took place between 7th–23rd February
130 2020 following a mild winter. The survey was specifically commissioned to explore the public's
131 perceptions, awareness and experience of the risks of hot weather in England. Both surveys were
132 conducted in person by an Ipsos researcher in English using a nationally representative sample of the
133 population aged 15 and over in England. Quotas were set for age by gender, region, working status
134 and housing tenure. This paper presents the results only in older adults aged 65 years and over.

135 Participants were asked questions relating to their perceptions, awareness and experience of the
136 risks of recent hot or cold weather events in 2019/20. Initially in both surveys, participants personal
137 risk perception was captured by asking them to respond on a Likert scale to what extent they agreed
138 with the following statement “hot/cold weather is a risk to my health”. The surveys cover three
139 themes: participant temperature-related symptoms; participant health risk perception of other
140 groups (e.g. the very young); and acute participant responses or behaviours to hot and cold weather
141 event (Supplementary material S1). Questions were a mixture of closed yes/no, Likert scale and
142 listed options for selection. Temperature-related symptom outcomes were not included in the
143 regression analysis but are presented in the descriptive data.

144 **1.2. Analysis**

145 IBM SPSS [Version 28.0.0.0] was used to re-code and categorise data. The analysis was conducted in
146 R [Version 1.3.1093]. First, descriptive and exploratory analyses were carried out (cross tabulations
147 and bivariate correlation matrix) to identify variable relationships. Models were selected from
148 running ordinary least squares regression models (OLSR) with all potentially relevant predictor
149 variables to identify which independent variables best predict older adults' perception of risk to their
150 health from hot/cold weather. OLSR models which reported the lowest Akaike Information Criterion
151 (AIC) value and highest adjusted R-squared value were used in the final logistic regression analyses.

152 *Binomial logistic regression models* were fit to assess potential factors associated with older adults
153 health risk perception in hot or cold weather. The dependent variable for each analysis was
154 comparing agreement (strongly agree/agree) that "hot/cold weather is a risk to my health" (1)
155 versus disagreeing (strongly disagree/agree) or being neutral (neither agree nor disagree) in
156 response to "hot/cold weather is a risk to my health" (0). The full list of independent variables is in
157 Supplementary material S2.

158 Three analyses were carried out:

- 159 • Analysis 1: Demographic determinants of older adult health risk perception of hot/cold
160 weather
- 161 • Analysis 2: Older adult's perception of other groups health risk in hot/cold weather as a
162 predictor of own personal risk
- 163 • Analysis 3: Older adult responses or adopted behaviours association with their health risk
164 perception in hot/cold weather

165 Each analysis was conducted for each survey. Each analysis adjusted for the following covariates:
166 age, sex, education, annual income, home ownership and region (South vs Midlands/North).

167 Ethnicity was not included as a covariate due to a small sample size of non-white British.

168 **1.3. Ethics**

169 The data collection process was carried out by Ipsos MORI, a market research company, who
 170 provided the following statement: “This project was reviewed by the internal IPSOS MORI Ethics
 171 Group, but it was not submitted externally for ethics approval which is standard practice in market
 172 research where the research topic is not considered sensitive and the participants are not
 173 considered vulnerable or unable to give informed consent. It was also judged that there would be no
 174 potential disclosure of harm through the survey. The data received by the authors in this study was
 175 anonymised and individuals are not identifiable”. Recruitment for each study took place during the
 176 following time windows: heat survey 26th July to 4th August 2019; cold survey 7th - 23rd February
 177 2020. Verbal consent was sought and received from each participant at the time of the survey and
 178 documented by the Ipsos MORI research on the participant response sheet for each.

179 Results

180 Table 1 describes the characteristics of the sub-sample of older adults in each survey (heat survey n
 181 = 452 (26%), cold survey n = 461 (27%). Just under half of older adults in both surveys agreed with
 182 the statement “hot/cold weather is a risk to my health” (47% heat survey, 45% cold survey).

Variable	Heat survey participants, n (%)	Cold survey participants, n (%)	General pop. Distribution
All survey participants (n)	1706	1719	-
Older adults (n)	452 (26%)	461 (27%)	18.3%
Age	Mean = 74	Mean = 74	Mean = 73
65-74	241 (14%)	274 (16%)	9.8%
75-84	170 (9%)	135 (7%)	6.1%
85+	41 (2%)	52 (3%)	2.4%
Sex:			
Male	219 (48%)	257 (56%)	46%
Female	233 (52%)	204 (44%)	54%
Education:			
No formal education	107 (24%)	91 (20%)	18.2%
GCSE/O-level/A-level/Vocational qualification	173 (38%)	188 (40%)	30.3%
Higher education (Degree or above)	121 (27%)	146 (31%)	33.8%
Other	51 (11%)	36 (8%)	8.1%
Annual income:			
0 - £24,999	146 (32%)	184 (40%)	-
£25,000 - £49,999	85 (19%)	87 (19%)	-
£50,000 +	38 (8%)	33 (7%)	-

Unknown or refused	183 (41%)	157 (34%)	-
Ethnicity:			
White British	423 (94%)	440 (95%)	90%
Non-White British	29 (6%)	19 (5%)	10%
Employment status:			
Employed	43 (9%)	41 (8%)	10%
Retired	409 (91%)	420 (91%)	90%
Home ownership:			
Home owned accommodation	380 (84%)	368 (80%)	77%
Rented accommodation	72 (16%)	85 (20%)	23%
Region:			
North East	21 (5%)	22 (5%)	5%
North West	68 (15%)	61 (13%)	13%
Yorkshire & the Humber	47 (10%)	39 (8%)	10%
East Midlands	38 (8%)	52 (11%)	9%
West Midlands	41 (9%)	39 (8%)	11%
East	68 (15%)	59 (13%)	12%
London	62 (14%)	44 (10%)	10%
South East	61 (14%)	68 (15%)	17%
South West	46 (10%)	77 (17%)	12%

183 *Table 1: Demographic information of survey participants. Older adults (Aged 65 years and over).*

184 **Heat and cold-related symptoms**

185 In both surveys, older adults reported experiencing at least one symptom during hot (76%) or cold
 186 weather (40%). The most commonly reported heat-related symptoms included experiencing
 187 difficulty keeping cool and feeling too hot (40%), having difficulty sleeping (52%) and physical
 188 symptoms such as a headache, dehydration or sunburn (11%). Older adults reported fewer cold-
 189 related symptoms (60% reported no symptoms following 2019 winter).

190 ***Analysis 1: Demographic determinants of older adult health risk perception in hot/cold weather***

191 Regional differences in older adult health risk perception dependent on hot or cold weather across
 192 England are observed between the surveys (Supplementary material S3). Across the Midlands, East
 193 of England and Yorkshire & Humber, a higher percentage of respondents perceived their health to
 194 be at risk in hot weather than cold weather, ranging from 47% - 63% compared to 29% - 52%
 195 respectively. Little to no difference in older adults health risk perception in the North East, South
 196 East, South West or London in either the hot weather or cold weather survey responses. In the

197 North West, 64% of older adults in the cold weather survey agreed their health was at risk during
198 cold weather compared to 46% of older adults in the hot weather survey.

199 Older adults who had a degree or higher (OR 0.71, 95% CI [0.56-0.89]), household income over
200 £25,000 a year (OR 0.75, 95% CI [0.60-0.94]) and owned their own home (OR 0.64, 95% CI [0.51-
201 0.79]) were significantly less likely to perceive their health as at risk in cold weather (Figure 1). Older
202 adults who lived in the South of England (South West, South East or London) were 19% less likely to
203 perceive their health to be at risk during hot weather compared to those living in the Midlands or
204 Northern England (OR 0.81, 95% CI [0.66-0.99]), however the association is weak ($p = 0.043$). No
205 other determinant (such as age or income) predicted older adults perceiving themselves at risk from
206 high temperatures.

207 [Figure 1 here]

208 Figure 1: *Analysis 1 – Binomial logistic regression model plot showing demographic predictors of older adult*
209 *(aged 65+ years) perception of risk to health from hot (left) and cold (right) weather. Figure shows odds ratios.*
210 ** = $p < 0.05$, ** = $p < 0.001$. Adjusted for age, sex, education, income, home tenancy and region.*

211 ***Analysis 2: Older adult's perception of other vulnerable groups health risk in hot/cold weather***

212 A higher percentage of older adults who perceived their own health as at risk in hot weather also
213 identified different vulnerable groups as at an increased risk (Supplementary material S2). In both
214 surveys, a larger proportion of older adults who disagreed that their own health is at risk also
215 disagreed that 'people aged 65 years and over' were at risk, however, less disagreed with 'people of
216 the same age' being at risk. It appears that there is varying consistency regarding older adults'
217 awareness of their own health risk and risk perception of other vulnerable groups in relation to high
218 and low temperatures.

219 Figure 2 presents the association between older adults' perception of other vulnerable groups
220 health risk as predictors of personal risk perception in high/low temperatures. In both survey results,
221 older adults that identified people of the same age (Heat: OR 3.75, 95% CI [2.85-4.95]; Cold: OR 4.17,
222 95% [3.12-5.58]) and people living alone (Heat: OR 1.94, 95% CI [1.45-2.59]; Cold: OR 1.41, 95% CI
223 [1.08-1.84]) as at an increased risk were significantly more likely to perceive their own health as at
224 risk. Additionally, older adults perceiving others aged 65+ as at risk in cold weather was significantly
225 associated with older adults perceiving their own health to be at risk (OR 1.4, 95% CI [1.06-1.84]).
226 Identifying babies and infants (OR 1.48, 95% CI [1.16 – 1.87]) as at an increased risk in cold weather
227 was a significant predictor of older adults perceiving their own health as at risk.

228

229

230 [Figure 2 here]

231 Figure 2: *Analysis 2 – Binomial logistic regression model plot showing perception of other vulnerable groups*
232 *risk in hot/cold weather as predictors of older adults (aged 65+years) perception of risk to health from hot (left)*
233 *and cold (right) weather. Figures show odds ratios. * = $p < 0.05$, ** = $p < 0.001$. Adjusted for age, sex,*
234 *education, income, home tenancy and region.*

235 ***Analysis 3: Older adult responses or adopted behaviours associated with their health risk***
236 ***perception in hot/cold weather***

237 Across surveys, there were no notable differences in the proportion of adults reporting at least one
238 action to reduce the impact of cold (89%) and the impact of heat (90%). More than half of older
239 adults reported the following heat-related behaviours: drinking more fluids (84%), opening windows
240 at night/cooler parts of the day (61%), wearing loose clothing and/or a hat (59%), finding
241 somewhere that felt cool (53%) and keeping curtains closed on windows exposure to direct sunlight
242 (50%). Over half of older adults reported the following cold-related responses: layering clothing
243 (80%), heating home >18°C (77%), having their boiler checked by an engineer (61%), heating rooms
244 most occupied (59%), keeping bedroom window closed at night (59%), checking the forecast and
245 planning ahead (53%) and drinking warm drinks (58%). All other behaviours carried out during hot or
246 cold weather were reported by <10% of respondents in either survey.

247 We investigated whether health-protective responses and behaviours to hot and cold weather were
248 associated with older adults' perception of risk (Figure 3). Older adults who reported using or buying
249 a fan during hot weather were 43% more likely to agree their health to be at risk in hot weather (OR
250 1.43, 95% [1.11-1.84]). Older adults who reported staying indoors (OR 2.06, 95% CI [1.55-2.74]) or
251 limited physical activity to cooler parts of the day (OR 1.48, 95% CI [1.14-1.92]) were significantly
252 more likely to perceive their health as at risk in hot weather. Keeping curtains or windows closed
253 that are exposed to direct sunlight were statistically significant predictors for older adults being
254 more likely to agree their health is at risk in hot weather (OR 1.37, 95% CI[0.31 – 1.77]). In cold
255 weather, older adults who stocked up on food and medicine (OR 2.54, 95% CI [1.98-3.27]) were
256 more likely to perceive their health to be at risk. Finally, older adults who checked the forecast and
257 planned ahead were 23% less likely to agree that their health is at risk during cold weather (95% CI
258 [0.62-0.95]).

259

260

261 [Figure 3 here]

262 *Figure 3: Analysis 3 – Binomial logistic regression model plot showing temperature-related behaviours as*

263 *predictors of or older adults (aged 65+years) perception of risk to health from hot (left) and cold (right)*

264 *weather. Figures show odds ratios. * = $p < 0.05$, ** = $p < 0.001$. Adjusted for age, sex, education, income, home*

265 *tenancy and region.*

266 Discussion

267 Our findings align with previous evidence that less than half of older adults in England consider their
268 health to be at an increased risk in hot or cold weather events(3, 27, 28). In the evaluation of the
269 HWP, fewer older adults reported their health as at risk in hot weather compared to this more
270 recent survey. This finding may be due to the increased frequency and intensity of hot weather
271 events in recent years (22). Low health risk perception in older adults could be attributed to
272 individual conceptualisation of age-identity, past experiences, stoic attitudes, lack of understanding
273 of health relevance or misconceptions of public health messaging(3, 29). Evidence in several
274 Western countries suggests lowered risk perception due to a desire to embrace hot weather –
275 typical in British culture (25, 30, 31). Although, in places such as Hong Kong, there is suggestive
276 evidence of older adults being increasingly aware of the risks associated with their health from
277 heat(29). Determining whether an increase in heatwaves has led to a rise in older adults health risk
278 awareness may be useful to establish the relationship between the likelihood of experiencing
279 extreme weather events more frequently and intensively and existing cultural norms in undermining
280 individual action and response.

281 In this study, several demographic factors were associated with older adult health risk perception in
282 hot or cold weather. Older adults with higher education, income, or home ownership were less likely
283 to perceive their health at risk during cold weather. This may be due to fewer barriers and more
284 resources for behaviour adaptation and mitigation of cold impacts for example being able to afford
285 to heat home for longer or living in higher quality housing. Lower earners and less educated
286 individuals were less aware of temperature-related behaviour change and had limited resources for
287 health protection during adverse weather which aligns with previous research(18, 32). In the hot
288 weather survey, older adults in the South of England were 19% less likely to perceive themselves at
289 risk compared to those in the Midlands or North. Regional differences in health risk perception were
290 observed, possibly due to behavioural differences during peak sun hours or fewer experiences of

291 heat events in the Midlands and North of England. Existing literature shows there to be a north
292 south divide in projected heat related deaths in England(33), although another study reported
293 greater mortality associated with cold in northern and western regions(12). A previous study showed
294 residents in the North of the UK were less likely to avoid the sun or walk in the shade(34). Older
295 adults in the South of England may be more familiar with modifying their behaviour during hot
296 weather, influencing their perception of health risks. Gender and age differences in risk perception
297 were not observed in this analysis, contradicting previous research(18) that showed women above
298 75+ were more likely to recognize the risk of hot weather to their health, with no significant
299 differences in the 65-74 age bracket(22).

300 In both surveys, older adults who identified people of the same age at increased risk were 3 times
301 more likely to perceive themselves as at risk during hot or cold weather. However, when asked if
302 older people aged 65+ were at risk, this did not predict personal risk perception in hot weather but
303 did in cold weather. This suggests that older adults are more likely to respond to messages that
304 represent people who they identify as similar to themselves but less with messaging describing the
305 characteristics of vulnerability i.e. aged 65+ despite being in the same age category. This lack of
306 consideration for the relationship between advanced aging and heightened risk in adverse weather
307 is observed among some older adults, however, the finding in this paper highlights the need to
308 explore the relationship between self-identify and characteristics of vulnerability further (35, 36).
309 Heat and cold weather health messaging that targets older adults based on age as a vulnerability
310 factor may hinder behaviour change due to misalignment with individual age identity. Identifying
311 people living alone as at increased risk was associated with older adults perceiving their own health
312 as at risk in both hot and cold weather surveys. Older adults who live alone are more likely to
313 experience social isolation and may have limited access to support or healthcare services, which can
314 heighten their perception of health risks during adverse weather(37) (38). There is evidence
315 suggesting a possible disparity in older adults' understanding of how comorbidities can worsen their
316 health risk in extreme temperatures and whether they take action and follow recommended

317 guidance(27, 31, 39, 40). It is important to identify the most vulnerable individuals and provide
318 adequate care services to minimize the adverse impacts of hot and cold temperatures among older
319 adults, especially those who may be isolated, in poor health, and lacking support.

320 In both surveys, variation in the uptake of key recommended acute health-protective behaviours or
321 measures by older adults was observed e.g. limited reporting of regularly applying SPF or avoiding
322 alcohol during hot weather, supported by previous evidence(24). However, the most common heat-
323 related behaviours in this study (e.g. drinking cool fluids, opening windows at night) vary in reported
324 uptake in previous research, many behaviours were poorly adopted by older adults outlined in the
325 Heatwave Plan for England (3, 24, 25). This variation in reported behaviour during hot weather could
326 indicate that older adults adopt key heat adaptive behaviours however, this is not always captured
327 in research as responses are dependent on the survey question and context i.e. older adult's
328 motivation for carrying out certain behaviours may not be related to health protection and therefore
329 fail to report. Furthermore, some behaviours may not be successfully adopted due to social barriers
330 e.g. UK alcohol drinking culture. A survey of potentially vulnerable groups reported that avoiding
331 alcohol (amongst other actions) was not perceived as an effective heat protection behaviour(25).

332 In this study, heat-related behaviours associated with older adults perceiving increased health risk in
333 high temperatures included changing activity and modifying the home environment. Previous
334 research has shown that these behaviours are often motivated by alleviating discomfort from heat
335 exposure and reducing UV exposure(25, 27, 41, 42). Behaviours associated with an increase in risk
336 perception in hot weather were primarily related to home modifications such as closing windows,
337 curtains, using fans, and creating a cool room. In contrast, altering indoor temperature and closing
338 windows were not associated with risk perception in the cold survey. This difference may be due to
339 the routine behaviour of warming the home during cold weather compared to conscious responses
340 to cool home during hot weather to alleviate thermal discomfort. Checking the forecast to plan for
341 cold weather was associated with a reduced odds of perceiving health risk, likely due to reasons

342 unrelated to health, such as daily planning. Older adults may view certain acute health protection
343 behaviours as common sense, dismissing the severity of potential health risks as their motivation for
344 adopting these behaviours. Lastly, older adults who actively stocked up on food and medicine due to
345 cold weather were 2.5 times more likely to perceive their health as at risk. This suggests that those
346 who engage in health-protective behaviours are likely to be more health conscious and may be older
347 adults who live alone or have poor health(22). It is important to note that there are many other
348 effective mitigations e.g. greening walls, insulating homes however, these are longer term, strategic
349 prevention messages. The findings from this study are important for acute public health messaging
350 during the immediate onset of a heat or cold event, as this is a shorter window (e.g. 48 hours prior
351 to event) for communicating action which therefore focuses on immediate actions older adults can
352 take to protect their health.

353 **Strengths and policy implications**

354 This is a comprehensive study of health risk perception in hot and cold weather amongst older adults
355 in England. The survey was conducted in person, In English and was nationally representative. The
356 results from this study show that perception of the risks of hot and cold weather remain low, and
357 protective actions are varied, even among high risk populations such as older adults. Furthermore,
358 the awareness of public messaging about the risks of hot weather are low. The findings from this
359 analysis are important for public health agencies for implementing successful risk communication
360 strategies, national, minister led public health campaigns as well as guiding future research as called
361 for following the Environmental Audit Committee inquiry published in early 2024 (See Box 1) (43).
362 Additionally, including survey data from both a hot weather and cold weather event allowed for a
363 comparison of the differences in older adult risk perception in differing temperatures and the
364 predicting factors which may have influence.

365 [Box 1 here]

366

367 **Limitations**

368 A limitation is that respondents' health status was not captured in the survey, so we couldn't
369 compare risk perception between healthier and less healthy older adults. However, we did explore
370 age ranges (65-74 vs 75+) as a proxy for frailty and found no significant difference in risk perception
371 for hot/cold weather. July 2019 had three heatwaves and above-average rainfall in England, which
372 may have affected participants' recollection of heat-related behaviours. The cold weather survey
373 followed a mild winter, possibly explaining low reporting of behaviours. The sample of older adults
374 was not representative for ethnicity, with over 96% being White British. Ethnicity has been cited in
375 the evidence as a possible risk modifier; however, it was not possible to assess this aspect due to the
376 small proportion of non-white British people in the sample. Urban/rural information was also not
377 captured, which is important for understanding health risk perception in cold weather (e.g.,
378 healthcare access disruptions from snow or ice). It would be useful to investigate if living in rural
379 areas affects older adults' temperature-related health risk perception.

380 **Conclusion**

381 This study found that most older adults do not perceive their health as at risk in hot or cold weather.
382 The analysis identified demographic predictors of health risk perception in older adults for both hot
383 (region) and cold weather (income, education, home ownership). Differences were observed in how
384 older adults view other vulnerable groups at risk in hot and cold weather, depending on the
385 language used to describe older people and how public health messaging targets vulnerable groups.
386 Both surveys showed variation in the uptake of health-protective behaviours among older adults and
387 some health-protective behaviours reported by older adults were associated with perceiving their
388 health as at an increased or decreased risk in hot or cold weather. Persistent barriers exist for older
389 adults in recognising their increased health risk during hot and cold weather. These barriers may be
390 due to self-identification of vulnerability, awareness of health risks, stoicism, cultural norms,
391 language/terminology used in messaging, and demographic and regional factors. These findings are

392 important for public health agencies to implement effective risk communication strategies and
393 health messaging for older adults (box 1). Future research should further examine barriers to risk
394 perception and adoption of health-protective behaviours in older adults.

395 **Conflicts of interest**

396 The authors declare no conflicts of interest.

397 **Data availability**

398 The data underlying the results presented in the study are available from
399 (<https://www.ipsos.com/en>).

400 **Funding**

401 This study/project is funded by the National Institute for Health and Care Research (NIHR) Health
402 Protection Research Unit in Environmental Change and Health (NIHR 200909), a partnership
403 between UK Health Security Agency and between UKHSA and the London School of Hygiene and
404 Tropical Medicine (LSHTM), in collaboration with University College London and the Met Office. The
405 views expressed are those of the author(s) and not necessarily those of the NIHR, UK Health Security
406 Agency, London School of Hygiene and Tropical Medicine, University College London, the Met Office
407 or the Department of Health and Social Care.

408

409 **References**

- 410 1. Campbell S, Remenyi TA, White CJ, Johnston FH. Heatwave and health impact research: A
411 global review. *Health Place*. 2018;53:210-8.
- 412 2. Ryti NR, Guo Y, Jaakkola JJ. Global Association of Cold Spells and Adverse Health Effects: A
413 Systematic Review and Meta-Analysis. *Environ Health Perspect*. 2016;124(1):12-22.

- 414 3. Ratwatte P, Wehling H, Kovats S, Landeg O, Weston D. Factors associated with older adults'
415 perception of health risks of hot and cold weather event exposure: A scoping review. *Frontiers in*
416 *Public Health*. 2022;10.
- 417 4. Curtis S, Fair A, Wistow J, Val DV, Oven K. Impact of extreme weather events and climate
418 change for health and social care systems. *Environmental Health*. 2017;16(1):128.
- 419 5. UK Climate Risk. High Temperatures Briefing Findings from the third UK Climate Change Risk
420 Assessment (CCRA3) Evidence Report 2021. London, UK; 2021.
- 421 6. Macintyre HL, Murage P. Health Effects of Climate Change (HECC) in the UK: 2023 report
422 Chapter 2. Temperature effects on mortality in a changing climate London, UK; 2023.
- 423 7. Sahani J, Kumar P, Debele S, Emmanuel R. Heat risk of mortality in two different regions of
424 the United Kingdom. *Sustainable Cities and Society*. 2022;80:103758.
- 425 8. Thompson R, Landeg O, Kar-Purkayastha I, Hajat S, Kovats S, O'Connell E. Heatwave
426 Mortality in Summer 2020 in England: An Observational Study. *Int J Environ Res Public Health*.
427 2022;19(10).
- 428 9. PHE. PHE heatwave mortality monitoring Summer 2019 London, UK; 2019.
- 429 10. Brooks K, Landeg O, Kovats S, Sewell M, OConnell E. Heatwaves, hospitals and health system
430 resilience in England: a qualitative assessment of frontline perspectives from the hot summer of
431 2019. *BMJ Open*. 2023;13(3):e068298.
- 432 11. Guo Y, Gasparrini A, Li S, Sera F, Vicedo-Cabrera AM, de Sousa Zanotti Stagliorio Coelho M,
433 et al. Quantifying excess deaths related to heatwaves under climate change scenarios: A
434 multicountry time series modelling study. *PLOS Medicine*. 2018;15(7):e1002629.
- 435 12. Gasparrini A, Masselot P, Scortichini M, Schneider R, Mistry MN, Sera F, et al. Small-area
436 assessment of temperature-related mortality risks in England and Wales: a case time series analysis.
437 *Lancet Planet Health*. 2022;6(7):e557-e64.
- 438 13. UKHSA. Heat mortality monitoring report: 2022. London, UK; 2023.

- 439 14. Berrang Ford L, Moreira Sousa A. Come rain or shine, adverse weather matters for our
440 health London, UK; 2023.
- 441 15. Gasparrini A, Guo Y, Hashizume M, Lavigne E, Zanobetti A, Schwartz J, et al. Mortality risk
442 attributable to high and low ambient temperature: a multicountry observational study. *The Lancet*.
443 2015;386(9991):369-75.
- 444 16. Chalabi Z, Erens, B., Hajat, S., Heffernan, C., Jones, L., Mays, N., Ritchie, B., Wilkinson, P., .
445 Evaluation of the implementation and health-related impacts of the Cold Weather Plan for England
446 2012 Final report. London, UK; 2015.
- 447 17. Millyard A, Layden JD, Pyne DB, Edwards AM, Bloxham SR. Impairments to Thermoregulation
448 in the Elderly During Heat Exposure Events. *Gerontol Geriatr Med*. 2020;6:2333721420932432.
- 449 18. Khare S, Hajat S, Kovats S, Lefevre CE, de Bruin WB, Dessai S, et al. Heat protection
450 behaviour in the UK: results of an online survey after the 2013 heatwave. *BMC Public Health*.
451 2015;15(1):878.
- 452 19. Nunes AR. General and specified vulnerability to extreme temperatures among older adults.
453 *International Journal of Environmental Health Research*. 2020;30(5):515-32.
- 454 20. Kenny GP, Yardley J, Brown C, Sigal RJ, Jay O. Heat stress in older individuals and patients
455 with common chronic diseases. *Cmaj*. 2010;182(10):1053-60.
- 456 21. PHE. The Cold Weather Plan for England. London, UK; 2015.
- 457 22. Williams L, Erens B, Ettelt S, Hajat S, Manacorda T, Mays N. Evaluation of the Heatwave Plan
458 for England. London, UK; 2019.
- 459 23. Abrahamson V, Wolf J, Lorenzoni I, Fenn B, Kovats S, Wilkinson P, et al. Perceptions of
460 heatwave risks to health: interview-based study of older people in London and Norwich, UK. *J Public
461 Health (Oxf)*. 2009;31(1):119-26.
- 462 24. PHE. Heatwave plan for England Protecting health and reducing harm from severe heat and
463 heatwaves. London, UK; 2014.

- 464 25. Erens B, Williams L, Exley J, Ettelt S, Manacorda T, Hajat S, et al. Public attitudes to, and
465 behaviours taken during, hot weather by vulnerable groups: results from a national survey in
466 England. *BMC Public Health*. 2021;21(1):1631.
- 467 26. UKHSA. Adverse Weather and Health Plan Protecting health from weather related harm 202
468 to 2024. London, UK; 2023.
- 469 27. Abrahamson V, Wolf J, Lorenzoni I, Fenn B, Kovats S, Wilkinson P, et al. Perceptions of
470 heatwave risks to health: interview-based study of older people in London and Norwich, UK. *Journal*
471 *of Public Health*. 2008;31(1):119-26.
- 472 28. Howe PD, Marlon JR, Wang X, Leiserowitz A. Public perceptions of the health risks of
473 extreme heat across US states, counties, and neighborhoods. *Proceedings of the National Academy*
474 *of Sciences*. 2019;116(14):6743-8.
- 475 29. Lai ETC, Chau PH, Cheung K, Kwan M, Lau K, Woo J. Perception of extreme hot weather and
476 the corresponding adaptations among older adults and service providers-A qualitative study in Hong
477 Kong. *Front Public Health*. 2023;11:1056800.
- 478 30. Banwell C, Dixon J, Bambrick H, Edwards F, Kjellström T. Socio-cultural reflections on heat in
479 Australia with implications for health and climate change adaptation. *Glob Health Action*. 2012;5.
- 480 31. Lane K, Wheeler K, Charles-Guzman K, Ahmed M, Blum M, Gregory K, et al. Extreme heat
481 awareness and protective behaviors in New York City. *J Urban Health*. 2014;91(3):403-14.
- 482 32. Semenza JC, Hall DE, Wilson DJ, Bontempo BD, Sailor DJ, George LA. Public perception of
483 climate change voluntary mitigation and barriers to behavior change. *Am J Prev Med*.
484 2008;35(5):479-87.
- 485 33. Jenkins K, Kennedy-Asser A, Andrews O, Lo YTE. Updated projections of UK heat-related
486 mortality using policy-relevant global warming levels and socio-economic scenarios. *Environmental*
487 *Research Letters*. 2022;17(11):114036.

- 488 34. McLoughlin N, Howarth C, Shreedhar G. Changing behavioral responses to heat risk in a
489 warming world: How can communication approaches be improved? WIREs Climate Change.
490 2023;14(2):e819.
- 491 35. Wolf J, Adger WN, Lorenzoni I. Heat Waves and Cold Spells: An Analysis of Policy Response
492 and Perceptions of Vulnerable Populations in the UK. Environment and Planning A: Economy and
493 Space. 2010;42(11):2721-34.
- 494 36. Barak B, Schiffman LG. Cognitive Age: a Nonchronological Age Variable. Advances in
495 Consumer Research. 1981;8(1):602-6.
- 496 37. Kafeety A, Henderson SB, Lubik A, Kancir J, Kosatsky T, Schwandt M. Social connection as a
497 public health adaptation to extreme heat events. Canadian Journal of Public Health.
498 2020;111(6):876-9.
- 499 38. Nunes AR. The contribution of assets to adaptation to extreme temperatures among older
500 adults. PLOS ONE. 2018;13(11):e0208121.
- 501 39. Beckmann SK, Hiete M. Predictors Associated with Health-Related Heat Risk Perception of
502 Urban Citizens in Germany. International Journal of Environmental Research and Public Health.
503 2020;17(3):874.
- 504 40. Bittner M-I, Stössel U. Perceptions of heatwave risks to health: results of an qualitative
505 interview study with older people and their carers in Freiburg, Germany. GMS Psycho-Social-
506 Medicine. 2012;9.
- 507 41. Loughnan ME, Carroll M, Tapper N. Learning from our older people: pilot study findings on
508 responding to heat. Australas J Ageing. 2014;33(4):271-7.
- 509 42. Valois P, Talbot D, Bouchard D, Renaud J-S, Caron M, Canuel M, et al. Using the theory of
510 planned behavior to identify key beliefs underlying heat adaptation behaviors in elderly populations.
511 Population and Environment. 2020;41(4):480-506.
- 512 43. House of Commons Environmental Audit Committee. Heat resilience and sustainable
513 cooling. Fifth REport of Session 2023 - 24. London, UK; 2024.

514

515

516

517 **Competing interests**

518 The authors declare that they have no competing interests.

519 **Funding**

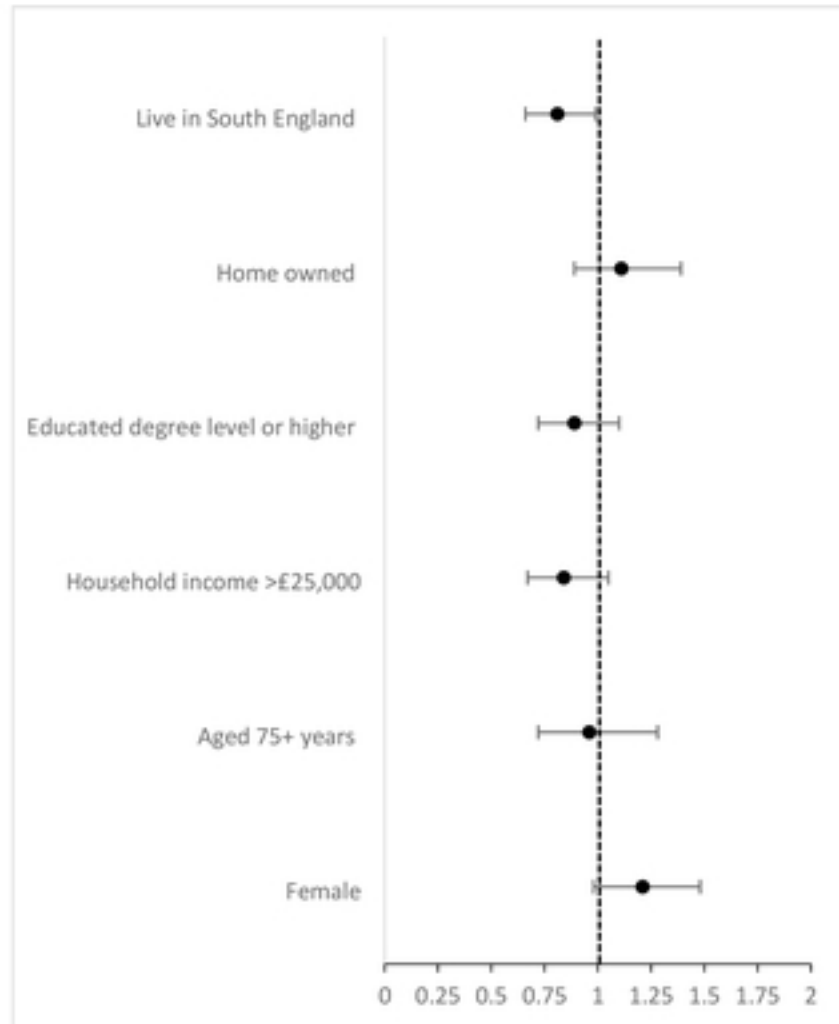
520 This study was funded by the following NIHR Health Protection Research Units (HPRU) in partnership
521 with UK Health Security Agency (UKHSA): the Environmental Change and Health HPRU at London
522 School of Health and Tropical Medicine and University College London (HPRU ECH), (Grant number:
523 NIHR200909). The funding source had no role in review design, the collection, analysis and
524 interpretation of data, the writing of the article or the decision to submit it for publication.

525

526

Figure 1

Decreased likelihood ← Perception of health at risk in hot weather → Increased likelihood



Decreased likelihood ← Perception of health at risk in cold weather → Increased likelihood

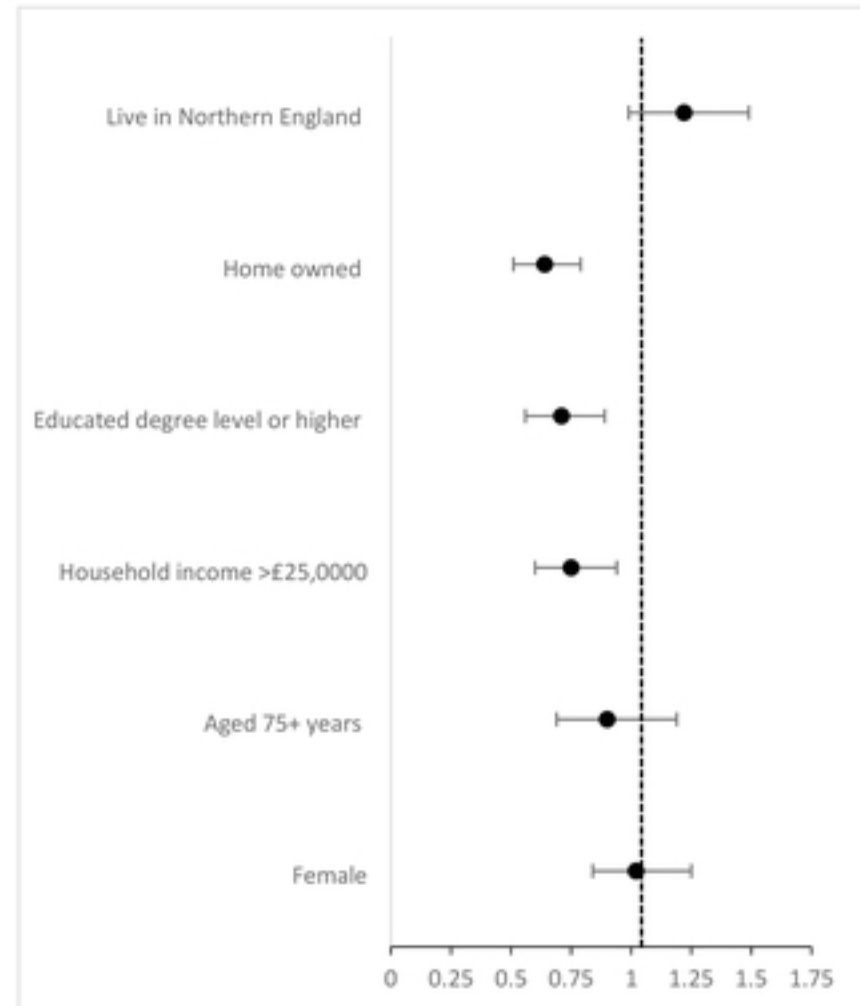
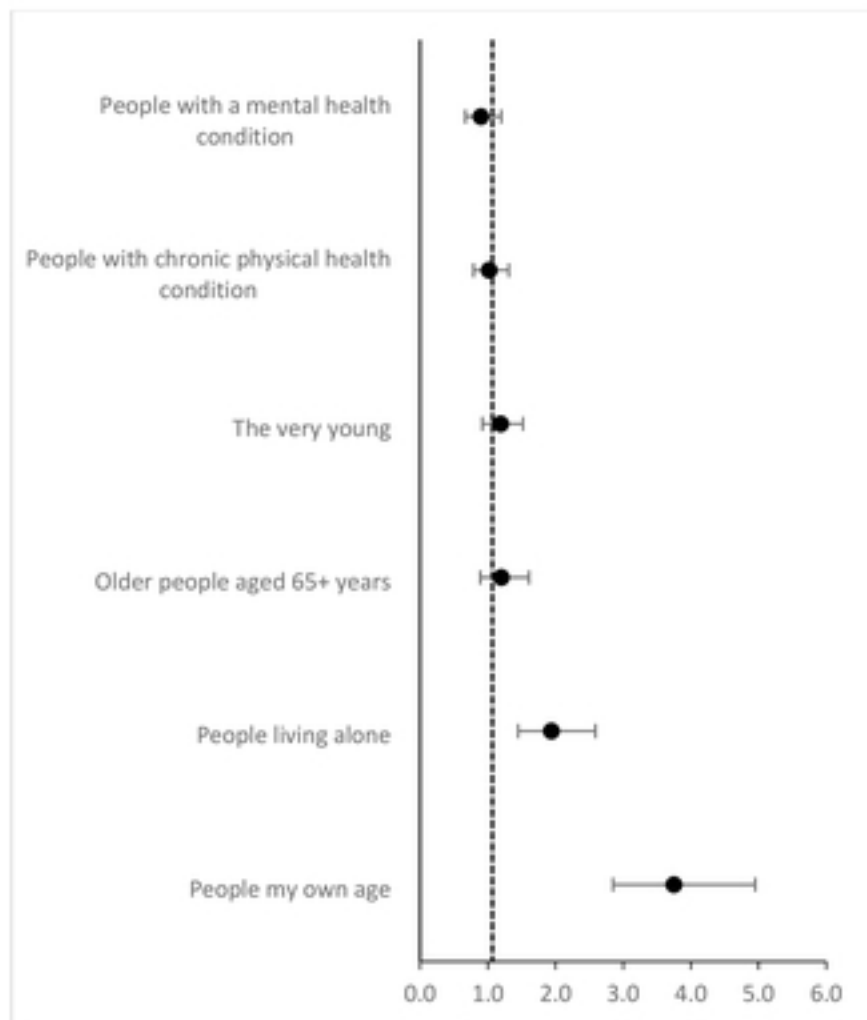


Figure 1

Figure 2

Decreased likelihood ← Perception of health at risk in hot weather → Increased likelihood



Decreased likelihood ← Perception of health at risk in cold weather → Increased likelihood

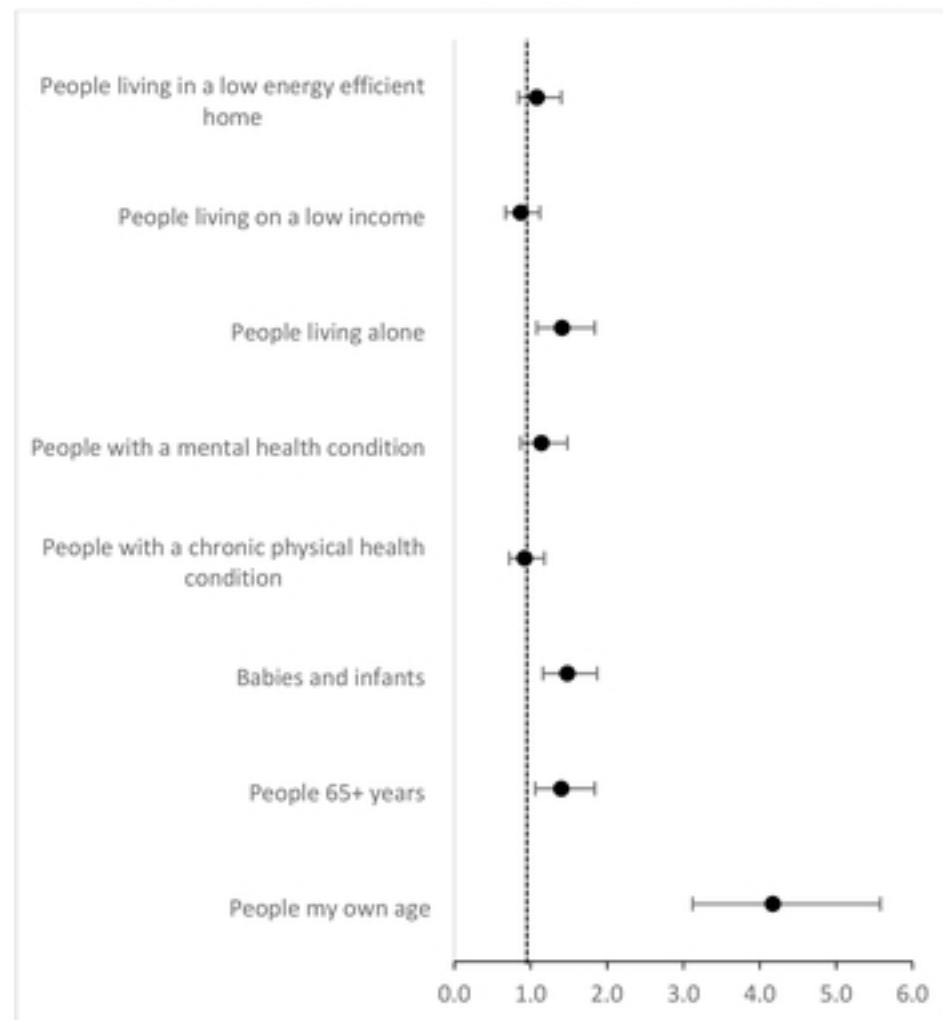
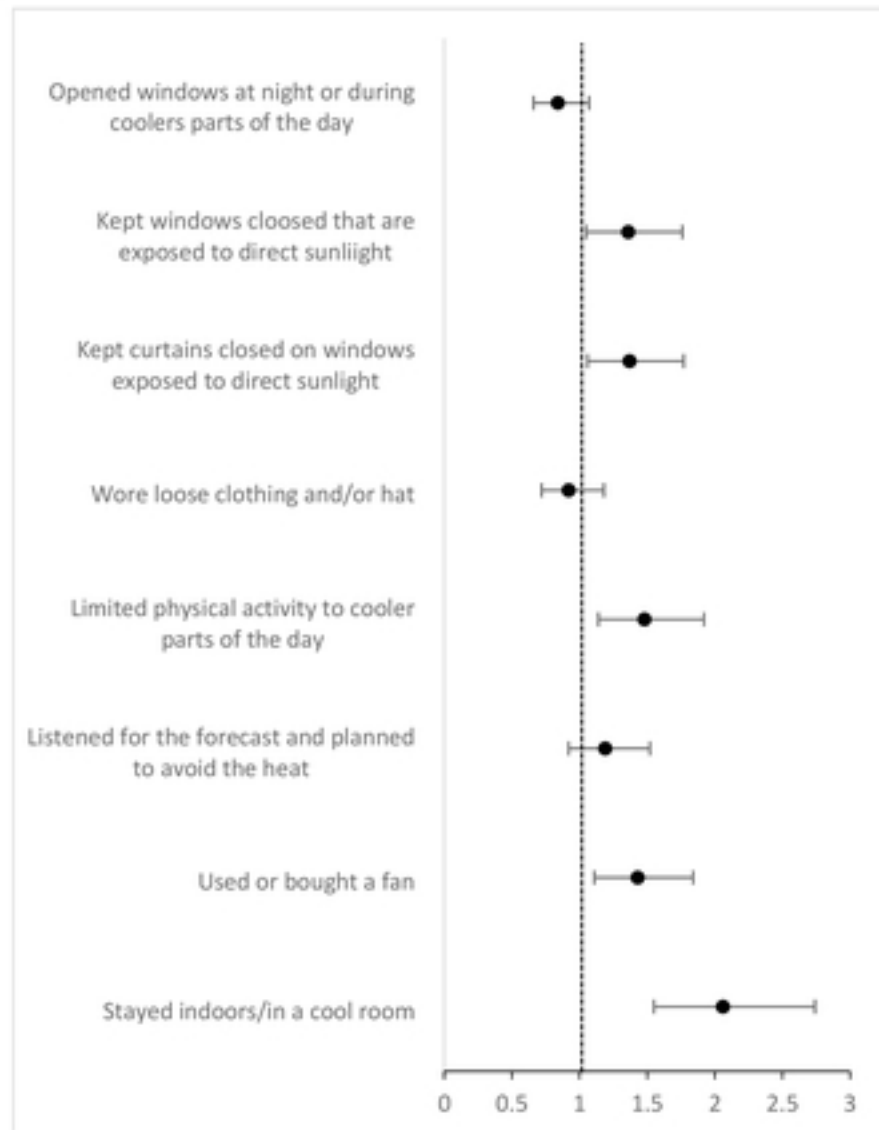


Figure 2

Figure 3

Decreased likelihood ← Perception of health at risk in hot weather → Increased likelihood



Decreased likelihood ← Perception of health at risk in cold weather → Increased likelihood

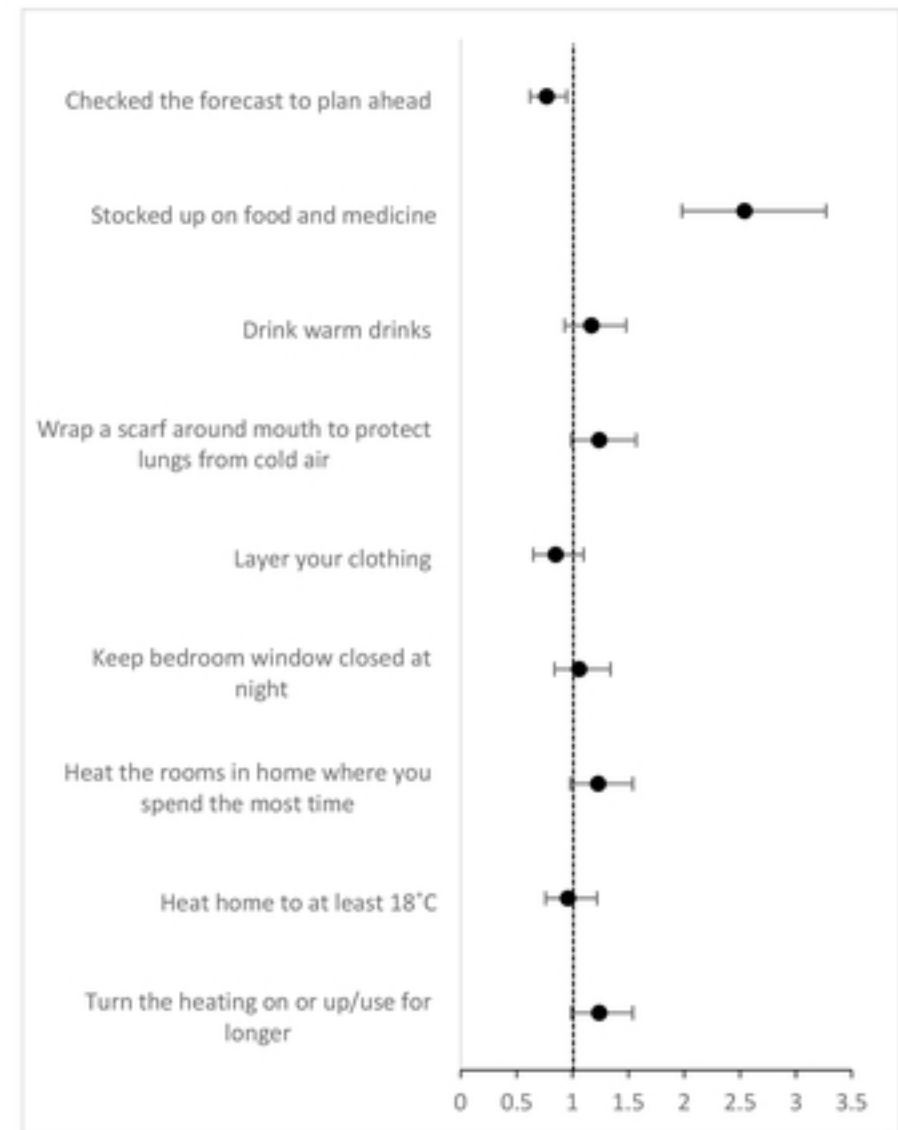


Figure 3