

1 **Assessment of the impact of the Vaccine Pass Policy on COVID-19 vaccine hesitancy**  
2 **and uptake among Chinese adults in Hong Kong**

3  
4 Irene O. L. Wong<sup>1</sup>, Cherry Wong<sup>1</sup>, Nelly Mak<sup>1</sup>, Alan Dai<sup>1</sup>, Jingyi Xiao<sup>1</sup>, Peng Wu<sup>1,2</sup>, Michael  
5 Y. Ni<sup>1,3,4</sup>, Qiuyan Liao<sup>1</sup>, Benjamin J. Cowling<sup>1,2</sup>

6  
7 **Affiliations:**

8 1. WHO Collaborating Centre for Infectious Disease Epidemiology and Control, School of  
9 Public Health, LKS Faculty of Medicine, The University of Hong Kong; Hong Kong Special  
10 Administrative Region, China.

11 2. Laboratory of Data Discovery for Health Limited, Hong Kong Science and Technology  
12 Park, New Territories, Hong Kong Special Administrative Region, China.

13 3. The State Key Laboratory of Brain and Cognitive Sciences, The University of Hong  
14 Kong, Hong Kong Special Administrative Region, China.

15 4. Urban Systems Institute, The University of Hong Kong, Hong Kong Special  
16 Administrative Region, China.

17  
18 **Corresponding author:**

19 Benjamin Cowling, School of Public Health, LKS Faculty of Medicine, The University of  
20 Hong Kong; Hong Kong Special Administrative Region, China. [bcowling@hku.hk](mailto:bcowling@hku.hk)

21  
22 Running head: COVID-19 vaccine pass in Hong Kong

23 Word count (abstract): 245

24 Word count (main text): 3,477

## 25 **Summary**

26 Background: Recognising the importance of attaining high vaccine coverage to mitigate the  
27 COVID-19 impact, a Vaccine Pass scheme was implemented during and after the first large  
28 Omicron wave in Hong Kong in early 2022 requiring three doses by June 2022. We evaluated  
29 the impact of the Vaccine Pass policy on vaccine uptake in adults.

30 Methods: We analyzed patterns in vaccine uptake and hesitancy using local data from the  
31 population vaccine registry and 32 cross-sectional surveys conducted from October 2021 to  
32 December 2022. We examined the association of Vaccine Pass phases with vaccine uptake,  
33 taking into account covariables including self-risk perception, perceived self-efficacy in  
34 preventing COVID-19 and trust in government in pandemic control as well as physical  
35 distancing measures and demographics.

36 Findings: The uptake of primary series and third doses was significantly associated with  
37 stages of Vaccine Pass implementation, and other statistically significant drivers included age  
38 group, chronic condition, higher perceived personal susceptibility to COVID-19, higher trust  
39 in government, and higher educational attainment. Older adults ( $\geq 65$ y) were less likely to be  
40 vaccinated against COVID-19, compared to adults aged 18-44 years.

41 Interpretation: Vaccine uptake in older adults was observed to have increased by a greater  
42 extent after the policy announcement and implementation, which occurred during and after a  
43 large Omicron wave with high mortality in older ages in early 2022. Since the policy  
44 withdrawal the uptake of further booster doses has been very low in all ages. Improving  
45 voluntary booster uptake in older adults should be prioritized.

46 Funding: Health and Medical Research Fund, Hong Kong.

## 47 **Introduction**

48 The roll-out of COVID-19 vaccines around the world in 2021 allowed safer relaxation of  
49 public health and social measures that had caused enormous social and economic disruption  
50 in many parts of the world. In many higher income locations, serologic studies indicated that  
51 the cumulative incidence of infections remained low until after vaccination programs had  
52 started (1). Locations which more quickly achieved higher vaccine uptake had lower  
53 subsequent COVID-19 mortality (2). In Hong Kong, two COVID-19 vaccines were available  
54 from February 2021, the mRNA vaccine BNT162b2 (BioNTech/Fosun Pharma/Pfizer) and  
55 the inactivated vaccine CoronaVac (Sinovac). Individuals were able to choose which vaccine  
56 they received for their primary series and could choose the same or different vaccine for  
57 booster doses. Initial prioritization for vaccines was for older adults and healthcare workers,  
58 with progressive broadening of availability to other age groups in early 2021. All  
59 vaccinations were provided for free through vaccination centres established across the  
60 territory.

61  
62 Following moderate uptake of vaccinations initially, at a time when COVID-19 was being  
63 contained effectively by public health measures, a number of schemes were introduced by the  
64 government and by private organizations to encourage vaccination. During this period,  
65 arriving travelers were required to undergo quarantine in designated hotels for 14 or 21 days  
66 (3). From 12 May to 19 August 2021, vaccinated individuals were permitted a 7-day  
67 reduction in this period (3). Various organizations created lotteries in which only vaccinated  
68 individuals could participate (4). On 2 August 2021, following repeated and prolonged  
69 periods of school closures and online education during the pandemic (5), the government  
70 announced that whole-day schooling could resume in any schools that achieved at least 70%  
71 two-dose uptake among staff and students (4). Some restrictions were also introduced,

72 including for example a requirement that unvaccinated individuals undergo asymptomatic  
73 COVID-19 testing more frequently and pay for their own tests (4).

74

75 While control measures were successful in containing COVID-19 for two years (5), the  
76 spread of the Omicron variant could not be contained in early 2022 resulting in high levels of  
77 hospitalization and mortality in March-April 2022, with almost all severe and fatal cases  
78 occurring in unvaccinated older adults (6). Recognising that achieving high vaccine coverage  
79 was important to mitigate the impact of COVID-19, particularly during and after the impact  
80 of this large Omicron wave, a Vaccine Pass scheme was announced on 9 February 2022 and  
81 implemented on 24 February 2022 (7). Under this scheme, similar to vaccine passports  
82 applied in other parts of the world (8), receipt of a specified number of vaccine doses was a  
83 condition for adults to access various locations including restaurants, fitness centres,  
84 shopping malls, government offices, schools, universities, and libraries. For individuals  
85 working in these locations, compliance with the Vaccine Pass criteria became a condition of  
86 continued employment and anti-discrimination legislation was modified to allow COVID-19  
87 vaccination status to be a valid reason for dismissal. The Vaccine Pass scheme was  
88 progressively broadened through 2022, including a requirement for a third dose by June  
89 2022, until the scheme was eventually discontinued on 29 December 2022.

90

91 Here, we analyse patterns in vaccine uptake and vaccine hesitancy in adults in Hong Kong  
92 based on analysis of the local population vaccine registry along with data from 32 telephone  
93 interview surveys from October 2021 through to December 2022. Our objective is to explore  
94 the potential impact of Vaccine Pass policies on vaccine uptake in adults of different ages.

95

96 **Methods**

97 ***Sources of data***

98 We retrieved population denominators in 2021 from the Census and Statistics Department.

99 We also obtained local population-based data on age-specific vaccination status from the

100 Centre for Health Protection of the Department of Health on weekly basis from late 2021 to

101 2022. All COVID-19 vaccine doses administered in Hong Kong were recorded in this

102 registry, and residents were also able to register any doses received overseas. We also

103 collected official data on the number of daily laboratory-confirmed COVID-19 cases and

104 COVID-19 related deaths in Hong Kong during our study period.

105

106 We analyzed data from a series of community-based telephone interview surveys in Hong

107 Kong from October 2021 to December 2022 (9). Serial population-based cross-sectional

108 surveys were conducted using random-digit dialling of both land-based and mobile telephone

109 numbers approximately in the ratio of 1:1. Survey data were recorded by a Web-based

110 Computer Assisted Telephone Interviewing system. The target population included

111 Cantonese-speaking Hong Kong residents (excluding travelers to Hong Kong) aged  $\geq 18$

112 years of age who have landline or mobile telephone numbers. In the present study, we used

113 data from a total of 32 survey rounds, conducted every 2-4 weeks each with sample sizes of

114 either approximately 500 or 1000 respondents. Our study protocol was approved by the

115 Institutional Research Board of the University of Hong Kong (ref: US 20-095).

116

117 ***Outcome measures***

118 Our primary outcomes were *COVID-19 vaccination hesitancy* and *self-reported vaccine*

119 *uptake*. In the telephone surveys, we obtained self-reported COVID-19 vaccination status

120 from the respondents. We also assessed intention to receive a COVID-19 vaccine dose among

121 the unvaccinated respondents from June 2020 through to early July 2022. Receipt of second  
122 doses closely tracked receipt of the first dose (10) and was not explored separately. Similarly,  
123 we also assessed intention to receive a third/booster COVID-19 vaccine dose for fully  
124 vaccinated respondents (i.e., received 2 doses) from in the phase 3 of the Vaccine Pass period  
125 from mid-July 2022 to December 2022. The response scale was 7-point categories ranging  
126 from “certain”, “very likely”, “likely”, “evens”, “unlikely”, “very unlikely” or “never”.  
127 Respondents were defined as having vaccine hesitancy if their likelihood to receive  
128 vaccination was “never”, “very unlikely”, “unlikely” or “evens” (11). The primary outcome  
129 measure was vaccine hesitancy defined as never, very unlikely, unlikely, or evens to get  
130 vaccinated, rather than certain, very likely or likely to receive vaccination during the survey  
131 period (11).

132  
133 Other measures relevant to the present study were also assessed in the survey with a length of  
134 10-15 minutes. For *risk perception of COVID-19*, respondents were asked about their  
135 perception of the severity of COVID-19 for themselves if they were infected on a five-point  
136 categorical scale ranging from “very mild” to “very serious” (perceived severity), perceived  
137 personal likelihood of contracting COVID-19 on a seven-point scale ranging from “never” to  
138 “certain” (perceived susceptibility), and worry about contracting COVID-19 on a five-point  
139 scale ranging from “not at all worried” to “extremely worried” (worry about contacting  
140 COVID-19) in the month following the survey. *Perceived self-efficacy* in preventing COVID-  
141 19 was assessed with a statement: “I’m confident that I can take measures to protect myself  
142 against novel coronavirus pneumonia.” *Trust in government* in controlling COVID-19 was  
143 assessed with a statement: “I trust that the Hong Kong government can take effective  
144 measures to control novel coronavirus pneumonia spread in Hong Kong.” (these two  
145 response scales ranging from “1=Strongly disagree” to “5= Strongly agree”). We also

146 included a measure of compliance with social gathering avoidance, noting that this measure  
147 was previously found to be the best proxy indicator for compliance with physical distancing  
148 measures in general (9).

149

### 150 *Statistical analyses*

151 We used joinpoint regression analyses to investigate temporal changes in trends in vaccine  
152 uptake of primary series and third doses of COVID-19 vaccinations in Hong Kong each  
153 month from October 2021 through to December 2022 by age group based on the vaccine  
154 registry data. We quantified the trend in terms of monthly percentage change and average  
155 monthly percentage change. We then explored temporal patterns in prevalence of COVID-19  
156 vaccine hesitancy for primary series among all participants from October 2021 to July 2022,  
157 and COVID-19 booster vaccine hesitancy from mid July to December 2022. Survey  
158 proportions were weighted by applying rim-weighting factors including age, sex, education  
159 level and occupation status according to the adult census population distribution in 2019 in  
160 Hong Kong, with 95% confidence interval (CI) based on a normal approximation. We used  
161 multivariable logistic regression analyses to identify factors associated with self-reported  
162 vaccine uptake using the survey data from October 2021 through to July 2022. In the model,  
163 we studied the time period effect of various Vaccine Pass phases in 2022 (i.e., pre-  
164 announcement before February 8, post-announcement on February 8-24, plus full  
165 implementation of 3 phases starting from phase 1 on February 24, phase 2 on April 30, phase  
166 3 on May 31 and onwards) in Hong Kong with adjustment for other covariables including  
167 self-risk perception measures, perceived control, compliance with physical distancing  
168 measure, and demographics. Data analyses were conducted using R 4.2.1 (R Foundation for  
169 Statistical Computing, Vienna, Austria) and the Joinpoint Regression Program version 4.2.2

170 (Statistical Methodology and applications branch, surveillance research program, National  
171 Cancer Institute).

172

## 173 **Results**

174 The timeline of the Vaccine Pass scheme is illustrated in **Figure 1** with additional details  
175 provided in **Supplementary Table 1**. We analysed data from thirty-two rounds of telephone  
176 surveys from 1 October 2021 to 31 December 2022 including a total of 25,012 adult  
177 respondents (**Supplementary Figure 1**). Characteristics of survey respondents for the 32  
178 rounds are reported in **Table 1**.

179

180 **Figure 2** shows trajectories over time of 2-dose and 3-dose vaccine uptake rates in Hong  
181 Kong by age group. Vaccine uptake for primary series and booster doses continued to  
182 increase over time in 2022, and a number of trajectory changes were identified in 2022 in the  
183 joinpoint analysis. After the implementation of the Vaccine Pass scheme coinciding with  
184 large numbers of COVID-19 deaths in older adults during a large Omicron wave in March-  
185 April 2022, there was a faster increase of vaccine uptake in the oldest-old group ( $\geq 80$  years),  
186 compared to other ages. Most of the estimated joinpoints (solid triangles) or the statistically  
187 significant change in trends coincided with the dates of the implementation of phase 1 and  
188 phase 3 of the Vaccine Pass scheme, with the general pattern being deceleration in uptake  
189 after the relevant cut-off date, indicating that the period prior to a cut-off had been associated  
190 with faster uptake rates.

191

192 **Figure 3** shows prevalence of vaccine hesitancy for the next dose by age group (18-44, 45-  
193 64y,  $\geq 65$ y) among adult individuals in Hong Kong from October 2021 to July 2022,  
194 encompassing the large Omicron epidemic wave in March-April 2022. There was clear



195 decline of vaccine hesitancy in late February 2022 (i.e. just after the Vaccine Pass was  
196 implemented) in all three age groups, and hesitancy dropped particularly rapidly in older  
197 adults. **Figure 4** displays prevalence of booster vaccine hesitancy among fully vaccinated  
198 individuals (i.e. at least two doses) in Hong Kong from mid-July to December 2022. Levels  
199 of hesitancy were relatively less stagnant after mid-July among the young vaccinated group  
200 (from 6.1% in July to 11.1% in December), while the rates did not change substantially after  
201 mid-July in older adults who had been fully vaccinated.

202

203 In multivariable regression models using data from October 2021 to July 2022, vaccine  
204 uptake was significantly associated with the Vaccine Pass policy in various stages (i.e., post  
205 announcement, phase 1 to phase 3) in adults overall, during the pre- and post-omicron period  
206 (**Figure 5**). Compared to a younger age group (18-44y), older adults ( $\geq 65$ y) were statistically  
207 significantly less likely to be vaccinated against COVID-19. Having a self-reported chronic  
208 condition was also associated with a lower chance to receive COVID-19 vaccination.  
209 Nevertheless, these two correlated variables, older age and chronic conditions, appeared to be  
210 the most crucial factors negatively associated with vaccine uptake. On the other hand, higher  
211 perceived susceptibility of contracting COVID-19, higher self-perceived external control and  
212 higher education were statistically significantly positively associated with vaccine uptake.

213

## 214 **Discussion**

215 We explored changes in vaccine hesitancy and vaccine uptake over time for COVID-19 and  
216 predictors of intention to receive COVID-19 vaccine and decisions in Hong Kong from  
217 October 2021 through to December 2022, and in the midst of large wave of Omicron wave  
218 that a local Vaccine Pass scheme was implemented on 24 February 2022. Among adults  $\geq 65$   
219 years of age vaccine hesitancy (any dose) dropped from 30% at the end of 2021 to 2.8% in

220 mid-July 2022 after the large Omicron wave. On the other hand, in the same time period,  
221 hesitancy rates (any dose) changed from 18.7% to 3.1% for younger adults 18-44 years, while  
222 the rates similarly decreased from 17.8% to 2.8% for those 45-64 years. In the multivariable  
223 regression analysis, our findings suggested that the Vaccine Pass policy was positively  
224 associated with individual vaccination uptake during the time period from pre-announcement  
225 to full implementation stages of the policy. In addition to the Vaccine Pass policy, other  
226 statistically significant predictors of vaccine uptake included age group, underlying medical  
227 conditions, higher perceived susceptibility of contracting COVID-19, higher trust in  
228 government in controlling COVID-19 and higher education in our Chinese population.

229

230 We found a more substantial overall decrease in vaccine hesitancy in older adults ( $\geq 65y$ )  
231 compared to younger adults (18-44y and 45-64y) following the implementation of Vaccine  
232 Pass Policy in February 2022. In fact, vaccination intention can be a function of the disease  
233 risk and the vaccine effectiveness as well as vaccine safety (12). When risk of infection and  
234 risk of severe disease are perceived to be low, because of successful control measures or for  
235 other reasons, it could be viewed as a rational decision to postpone vaccination to avoid any  
236 risk of vaccine-related adverse effects (12). This might somewhat explain vaccine hesitancy  
237 through to the end of 2021 in Hong Kong particularly in older adults with underlying chronic  
238 medical conditions who may have been overly concerned about the risk of adverse events  
239 following vaccination (13). Older adults' vaccine hesitancy could have been further  
240 intensified by perceiving the effectiveness of containment measures which the government  
241 regularly reassured the public would continue to be successful before the Omicron outbreak  
242 occurred (13).

243

244 Vaccine passport schemes have been suggested to incentivize vaccination (14) so as to  
245 reducing individual vaccine hesitancy and increasing vaccine uptake (15, 16), despite mixed  
246 views of public regarding potential benefit (14) and harms in terms of social equality, social  
247 isolation and health disparities among those choosing to remain unvaccinated (17, 18). The  
248 coercion implicit in a vaccine passport scheme has also been discussed in terms of informed  
249 consent. One of the three principles of informed consent to receive a medical procedure is  
250 that it is freely and voluntarily given (19). We believe the expansion of the vaccine pass to  
251 require a third dose might be considered disproportionate for younger adults for whom the  
252 risk of severe COVID-19 is much lower (20), noting that a very high level of two-dose  
253 vaccine uptake ( $\geq 80\%$ ) was already achieved in younger adults by the end of 2021 well  
254 before the vaccine pass policy was announced (Figure 2) (21). For older people who might  
255 have more difficulties in deliberating the risk and benefit of vaccination and require more  
256 social support for vaccination decisions (13), a vaccine mandate or vaccine passport scheme  
257 could be considered to increase vaccination rates. Such personal experience with the  
258 vaccination can help to reduce unrealistic expectations about vaccine side effects. In this  
259 context, the vaccine scheme might have its merit. However, we believe that vaccination as a  
260 medical decision should be implemented on the basis of full informed consent, without  
261 coercion, in order to reduce psychological resistance and maintain long-term trust in science  
262 and health authorities especially for individuals who prefer autonomy to make their medical  
263 decisions.

264

265 Indeed, it may be important to consider the rationale for a two-dose vaccine passport  
266 somewhat separately from a three-dose vaccine passport. Many locations around the world,  
267 including Ireland (22), United Kingdom (23), United States (24) and South Korea (25)  
268 introduced versions of a two-dose passport, with most being relaxed by early 2022 once two-

269 dose uptake had reached a high level. On the other hand, we have identified a few other  
270 locations which implemented a requirement for three doses in all adults (in Singapore, Israel)  
271 or in health care workers (in Australia). While a third dose undoubtedly increases protection  
272 against severe COVID to an even higher level than than provided by two doses, the necessity  
273 for coercing receipt of the third dose is less clear in our opinion.

274  
275 Nevertheless, the Vaccine Pass was not applicable to older adults in residential care homes.  
276 This might attribute to the relatively low vaccination coverage in care home residents when  
277 the Omicron variant began to spread locally, and this accounted for a large number of  
278 COVID-19 deaths (26). In fact, the vaccination uptake rate of care home residents was  
279 observed to be 12.3% in February 2022. With respect to the high COVID-19 mortality impact  
280 of Omicron BA.2 in early 2022, COVID-19 deaths in care home residents accounted for  
281 approximately 40% of the 11,000 COVID-19 deaths that occurred, and only about one in ten  
282 of these COVID-19 deaths among care home residents occurred in individuals who had  
283 completed two or more doses of COVID vaccination.

284  
285 In our study, individuals reporting doctor-diagnosed chronic conditions had a lower odds of  
286 vaccine uptake. These associations were similarly observed in a recent study among older  
287 adults in mainland China, in which older people might perceive their chronic conditions as  
288 vaccine contraindication due to vaccine-safety scares coupled with deficiency in health  
289 literacy (27). Likewise, our findings were also consistent with a local study where a  
290 substantial proportion of the Hong Kong population had the misconception that individuals  
291 with chronic conditions should not be vaccinated (26). In fact, our study respondents who  
292 hesitated or refused to take their first dose had reported their major concerns about adverse  
293 reactions to vaccination, vaccine safety as well as poor health or chronic illness (data not

294 shown). To reduce vaccine hesitancy at the community level, future vaccination programs  
295 may need more practical advice about what individuals can do to prepare for unanticipated  
296 vaccine-safety scares and to maximize uptake rates (28). On the other hand, we believe that  
297 increases in public trust regarding vaccine safety would be essential (29).

298

299 Our empirical findings confirmed the positive association between trust in government and  
300 vaccination uptake that was revealed in recent systematic reviews (30). This might also  
301 reflect the critical role of the government-public relationship in shaping vaccine acceptance  
302 and success of the vaccination programme. The inadequate trust in government-public  
303 relationship could result in increased vaccine hesitancy by concerning the reliability about the  
304 vaccine information sourced from the government (31). This also reminds us that trusted  
305 sources of information and guidance are fundamental to disease control (28). However, in a  
306 unique scenario for Hong Kong compared to other locations, health authorities and local  
307 health experts continued to reassure the public that COVID-19 could be contained  
308 successfully by non-pharmaceutical interventions (32). This may have affected the personal  
309 risk-benefit assessment of COVID-19 vaccination in some individual. In contrast, for  
310 example, health officials in Singapore made it clear by June 2021 that the successful  
311 containment of COVID-19 with non-pharmaceutical interventions was only temporary, and  
312 vaccination was essential for older adults in advance of the planned transition away from  
313 containment towards the end of 2021 (32, 33).

314

315 We also found that COVID-19 vaccine uptake was not homogenous across educational  
316 subgroups. We found that higher educational attainment was significantly associated with  
317 increased receipt of COVID-19 vaccination. This was similarly observed nearly in all  
318 countries and was most pronounced in high-income countries overall, based on the University

319 of Maryland Social Data Science Center Global COVID-19 Trends and Impact Survey in  
320 2022 (34). Continued inequality monitoring for population and key subgroups may help to  
321 inform targeted actions for more equitable uptake of vaccines (34).

322

323 Several limitations are acknowledged. First, our data were collected from cross-sectional  
324 telephone surveys which did not allow us to examine within-person psycho-behaviorial  
325 changes throughout the pandemic. The temporal associations of the psycho-behaviorial  
326 covariates (such as risk perception and trust in government) with vaccination uptake  
327 examined in our study might be susceptible to reverse causality (26, 35). For example,  
328 vaccine policy issued by the government might lead to mistrust and negative views toward  
329 government in the unvaccinated group (26). Second, there might be residual confounding of  
330 the effect of the Vaccine Pass policy due to other factors that we did not measure. The  
331 introduction of the Vaccine Pass policies occurred during and after a large omicron wave  
332 with high mortality (Figure 1), and thus it is particularly challenging to disentangle the true  
333 association for policy changes on vaccination uptake under those rapid contextual changes in  
334 COVID-19 infections and mortality that could affect vaccination decisions.

335

336 In conclusion, we found that vaccine uptake appeared to have increased by a greater extent  
337 among older adults during the timing of post-announcement and full implementation of the  
338 Vaccine Pass policy, under the contextual changes in the midst of large wave of Omicron  
339 wave with high mortality in Hong Kong in 2022. While the third dose undoubtedly increases  
340 protection against severe COVID-19, the necessity for inclusion of a third dose requirement  
341 in the Vaccine Pass policy merits further discussion. Since the withdrawal of the Vaccine  
342 Pass policy in late 2022 the uptake of further boosters has been sluggish, and improving  
343 voluntary booster uptake in older adults in future years should be a public health priority.

344 **Contributors**

345 The study was designed by IW and BJC. The survey tools were developed by JX, BJC and  
346 QL. Funding was obtained by MYN, BJC and QL. Data analyses were done by IW, CW, NM  
347 and AD. IW and BJC wrote the first draft of the manuscript. All authors interpreted data,  
348 provided critical review and revision of the text and approved the submitted manuscripts.

349

350 **Acknowledgements**

351 We thank Julie Au for administrative support. We received funding from the Health Bureau,  
352 The Government of the Hong Kong Special Administrative Region (Ref. No.: COVID19F04;  
353 COVID19F11), and by the Theme-Based Research Scheme T11-705/21-N of the Research  
354 Grants Council of the Hong Kong Special Administrative Region, China. B. J. C. is  
355 supported by a RGC Senior Research Fellow Scheme grant (HKU SRFS2021-7S03) from the  
356 Research Grants Council of the Hong Kong Special Administrative Region, China.

357

358 **POTENTIAL CONFLICTS OF INTEREST**

359 B. J. C. consults for AstraZeneca, Fosun Pharma, GlaxoSmithKline, Haleon, Moderna,  
360 Novavax, Pfizer, Roche, and Sanofi Pasteur, and has received research funding from Fosun  
361 Pharma. All other authors report no potential conflicts.

362

## References

1. Bergeri I, Whelan MG, Ware H, Subissi L, Nardone A, Lewis HC, et al. Global SARS-CoV-2 seroprevalence from January 2020 to April 2022: A systematic review and meta-analysis of standardized population-based studies. *PLoS medicine*. 2022;19(11):e1004107.
2. Watson OJ, Barnsley G, Toor J, Hogan AB, Winskill P, Ghani AC. Global impact of the first year of COVID-19 vaccination: a mathematical modelling study. *The Lancet Infectious Diseases*. 2022;22(9):1293-302.
3. Martin Sanchez M, Wu P, Adam D, Yang B, Lim WW, Lin Y, et al. An observational study on imported COVID-19 cases in Hong Kong during mandatory on-arrival hotel quarantine. *Medrxiv*. 2022:2022.08.09.22278572.
4. Chu Y-K, Chung P-H, Pang F-C. Analysis of the effectiveness of measures on the COVID-19 vaccination rate in Hong Kong. *Vaccines*. 2022;10(5):747.
5. Yang B, Lin Y, Xiong W, Liu C, Gao H, Ho F, et al. Comparison of control and transmission of COVID-19 across epidemic waves in Hong Kong: an observational study. *medRxiv*. 2023:2023.06.20.23291593.
6. Mefsin YM, Chen D, Bond HS, Lin Y, Cheung JK, Wong JY, et al. Epidemiology of Infections with SARS-CoV-2 Omicron BA.2 Variant, Hong Kong, January-March 2022. *Emerg Infect Dis*. 2022;28(9):1856-8.
7. Government announces implementation arrangements for Vaccine Pass [press release]. Hong Kong: The Government of the Hong Kong Special Administrative Region 2023.
8. BBC News. Covid passports: How do they work around the world? London: BBC; 2021 [Available from: <https://www.bbc.com/news/world-europe-56522408>].

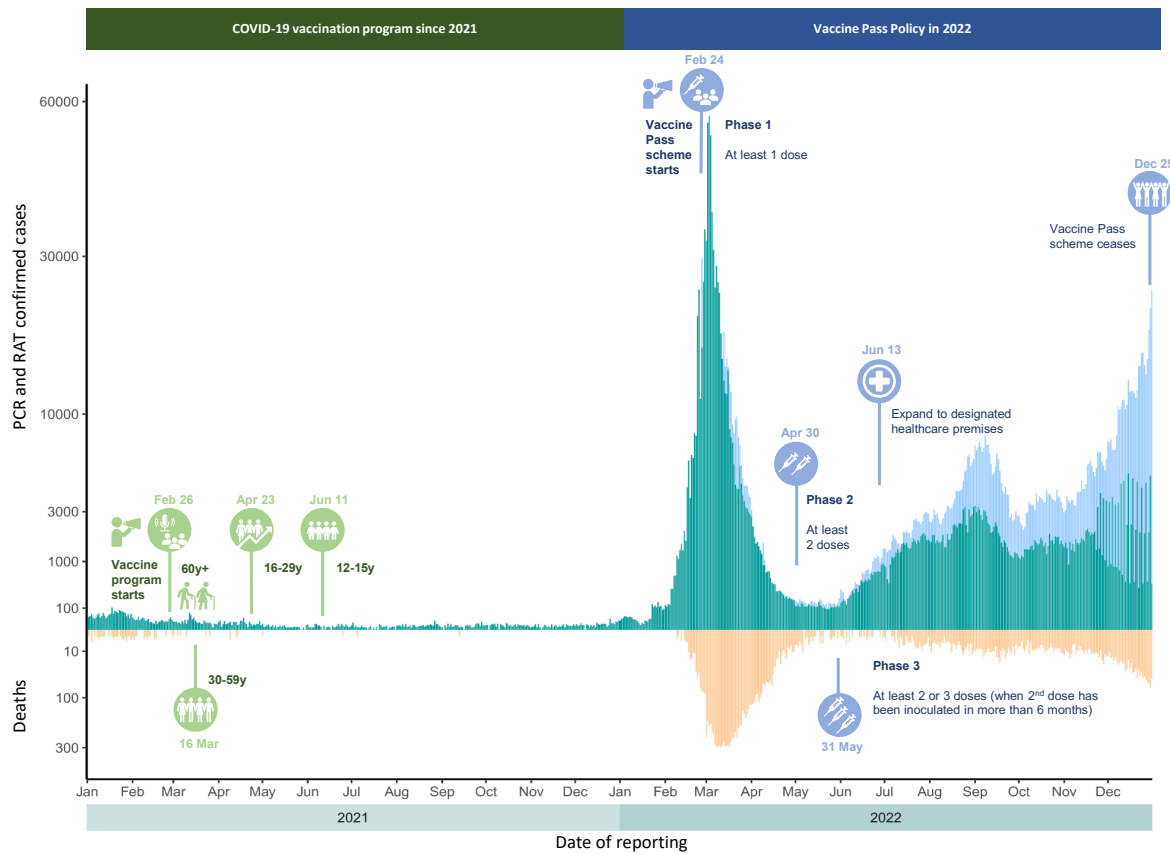


9. Xiao J, Cheung JK, Wu P, Ni MY, Cowling BJ, Liao Q. Temporal changes in factors associated with COVID-19 vaccine hesitancy and uptake among adults in Hong Kong: Serial cross-sectional surveys. *The Lancet Regional Health-Western Pacific*. 2022;23:100441.
10. McMenamin ME, Nealon J, Lin Y, Wong JY, Cheung JK, Lau EH, et al. Vaccine effectiveness of one, two, and three doses of BNT162b2 and CoronaVac against COVID-19 in Hong Kong: a population-based observational study. *The Lancet Infectious Diseases*. 2022;22(10):1435-43.
11. Liao Q, Cowling BJ, Xiao J, Yuan J, Dong M, Ni MY, et al. Priming with social benefit information of vaccination to increase acceptance of COVID-19 vaccines. *Vaccine*. 2022;40(8):1074-81.
12. Bishai D, Brenzel L, Padula W. *Handbook of Applied Health Economics in Vaccines*: Oxford University Press; 2023.
13. Yuan J, Lam WWT, Xiao J, Ni MY, Cowling BJ, Liao Q. Why do Chinese older adults in Hong Kong delay or refuse COVID-19 vaccination? A qualitative study based on Grounded Theory. *The Journals of Gerontology: Series B*. 2023;78(4):736-48.
14. Osama T, Razai MS, Majeed A. Covid-19 vaccine passports: access, equity, and ethics. *British Medical Journal*. 2021;373.
15. Sharif A, Botlero R, Hoque N, Alif SM, Karim MN, Islam SMS. A pragmatic approach to COVID-19 vaccine passport. *BMJ global health*. 2021;6(10):e006956.
16. Savulescu J, Pugh J, Wilkinson D. Balancing incentives and disincentives for vaccination in a pandemic. *Nature Medicine*. 2021;27(9):1500-3.
17. Dare T, Kingsbury J. *COVID passports: discrimination, inequality and coercion*. A Research Agenda for COVID-19 and Society: Edward Elgar Publishing; 2022. p. 121-38.
18. Jecker NS. Vaccine passports and health disparities: a perilous journey. *Journal of Medical Ethics*. 2022;48(12):957-60.

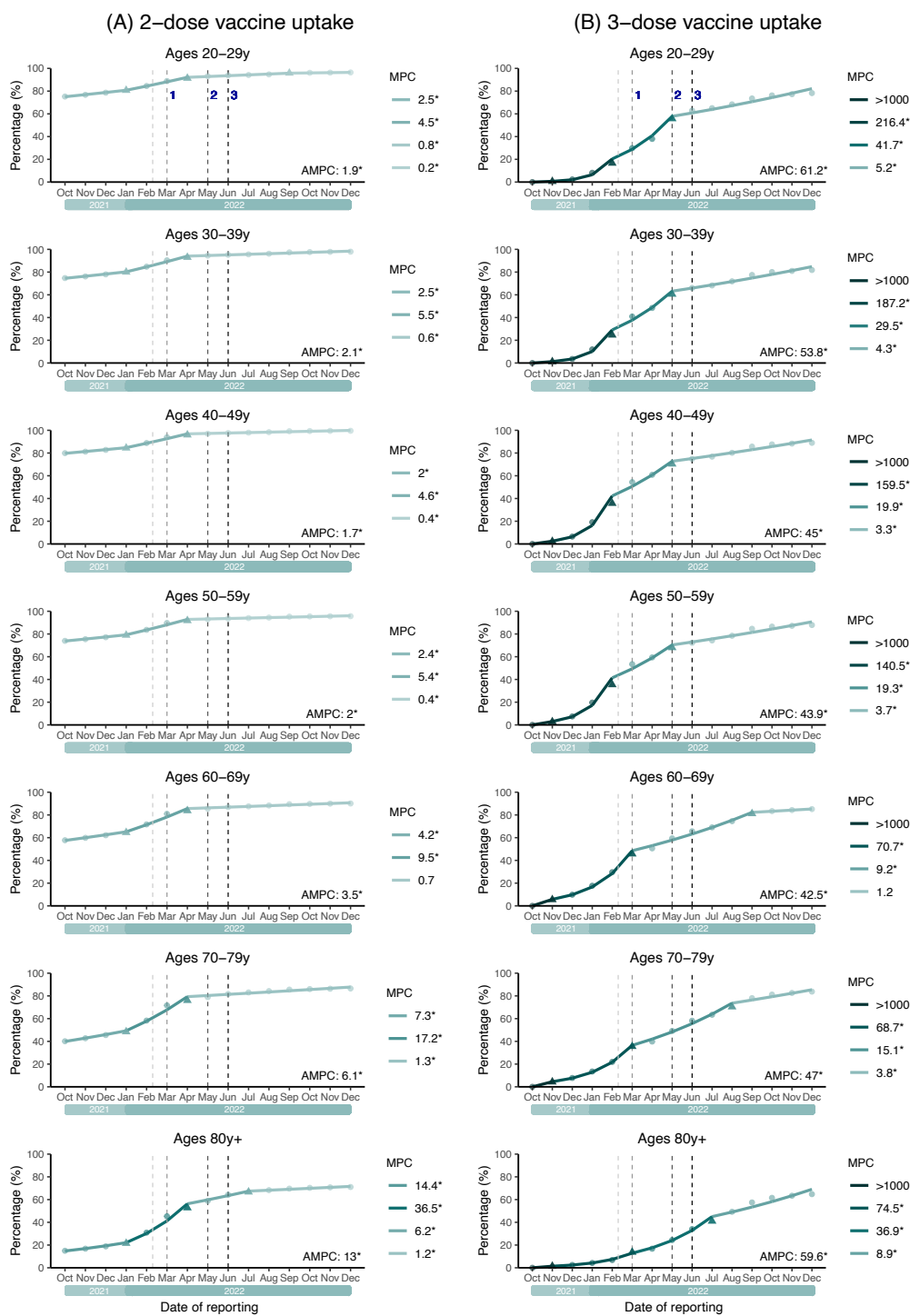
19. Pennings S, Symons X. Persuasion, not coercion or incentivisation, is the best means of promoting COVID-19 vaccination. *Journal of medical ethics*. 2021;47(10):709-11.
20. Wong JY, Cheung JK, Lin Y, Bond HS, Lau EH, Ip DK, et al. Intrinsic and effective severity of COVID-19 cases infected with the ancestral strain and Omicron BA. 2 variant in Hong Kong. *medRxiv*. 2023:2023.02. 13.23285848.
21. Cowling BJ, Chan T. Why Hong Kong's Vaccine Pass policy should be relaxed for the under 60s Hong Kong: Hong Kong Free Press; 2022 [Available from: <https://hongkongfp.com/2022/05/17/why-hong-kongs-vaccine-pass-policy-should-be-relaxed-for-the-under-60s/>].
22. Government announces that most of the public health measures currently in place can be removed [press release]. Ireland: gov.ie2021.
23. GOV.UK. England returns to Plan A as regulations on face coverings and COVID Passes change today 2022 [Available from: <https://www.gov.uk/government/news/england-returns-to-plan-a-as-regulations-on-face-coverings-and-covid-passes-change-today>].
24. Emma Tucker MA, Chuck Johnston. Growing number of states, major cities lift Covid-19 restrictions 2022 [Available from: <https://edition.cnn.com/2022/02/19/us/covid-mandates-vaccine-indoor-dining/index.html>].
25. Min Yea-Ji & Lee Jihae. Restaurants, cafes to suspend vaccine pass system from March 1 2022 [Available from: <https://www.korea.net/NewsFocus/policies/view?articleId=211218>].
26. Lun P, Ning K, Wang Y, Ma TS, Flores FP, Xiao X, et al. COVID-19 Vaccination Willingness and Reasons for Vaccine Refusal. *JAMA Network Open*. 2023;6(10):e2337909-e.

27. Wang G, Yao Y, Wang Y, Gong J, Meng Q, Wang H, et al. Determinants of COVID-19 vaccination status and hesitancy among older adults in China. *Nature Medicine*. 2023;29(3):623-31.
28. Lazarus JV, Ratzan SC, Palayew A, Gostin LO, Larson HJ, Rabin K, et al. A global survey of potential acceptance of a COVID-19 vaccine. *Nature medicine*. 2021;27(2):225-8.
29. Rozek LS, Jones P, Menon A, Hicken A, Apsley S, King EJ. Understanding vaccine hesitancy in the context of COVID-19: the role of trust and confidence in a seventeen-country survey. *International journal of public health*. 2021;66:636255.
30. Adu P, Poopola T, Medvedev ON, Collings S, Mbinta J, Aspin C, et al. Implications for COVID-19 vaccine uptake: A systematic review. *Journal of Infection and Public Health*. 2023.
31. Romate J, Rajkumar E, Gopi A, Abraham J, Rages J, Lakshmi R, et al. What contributes to COVID-19 vaccine hesitancy? A systematic review of the psychological factors associated with COVID-19 vaccine hesitancy. *Vaccines*. 2022;10(11):1777.
32. Owens D, Parry J. Covid-19: What can China learn from Hong Kong and Singapore about exiting zero covid? *British Medical Journal*. 2022;379.
33. Yau JWK, Lee MYK, Lim EQY, Tan JYJ, Tan KBJC, Chua RSB. Genesis, evolution and effectiveness of Singapore's national sorting logic and home recovery policies in handling the COVID-19 Delta and Omicron waves. *The Lancet Regional Health–Western Pacific*. 2023.
34. Bergen N, Kirkby K, Fuertes CV, Schlotheuber A, Menning L, Mac Feely S, et al. Global state of education-related inequality in COVID-19 vaccine coverage, structural barriers, vaccine hesitancy, and vaccine refusal: findings from the Global COVID-19 Trends and Impact Survey. *The Lancet Global Health*. 2023;11(2):e207-e17.

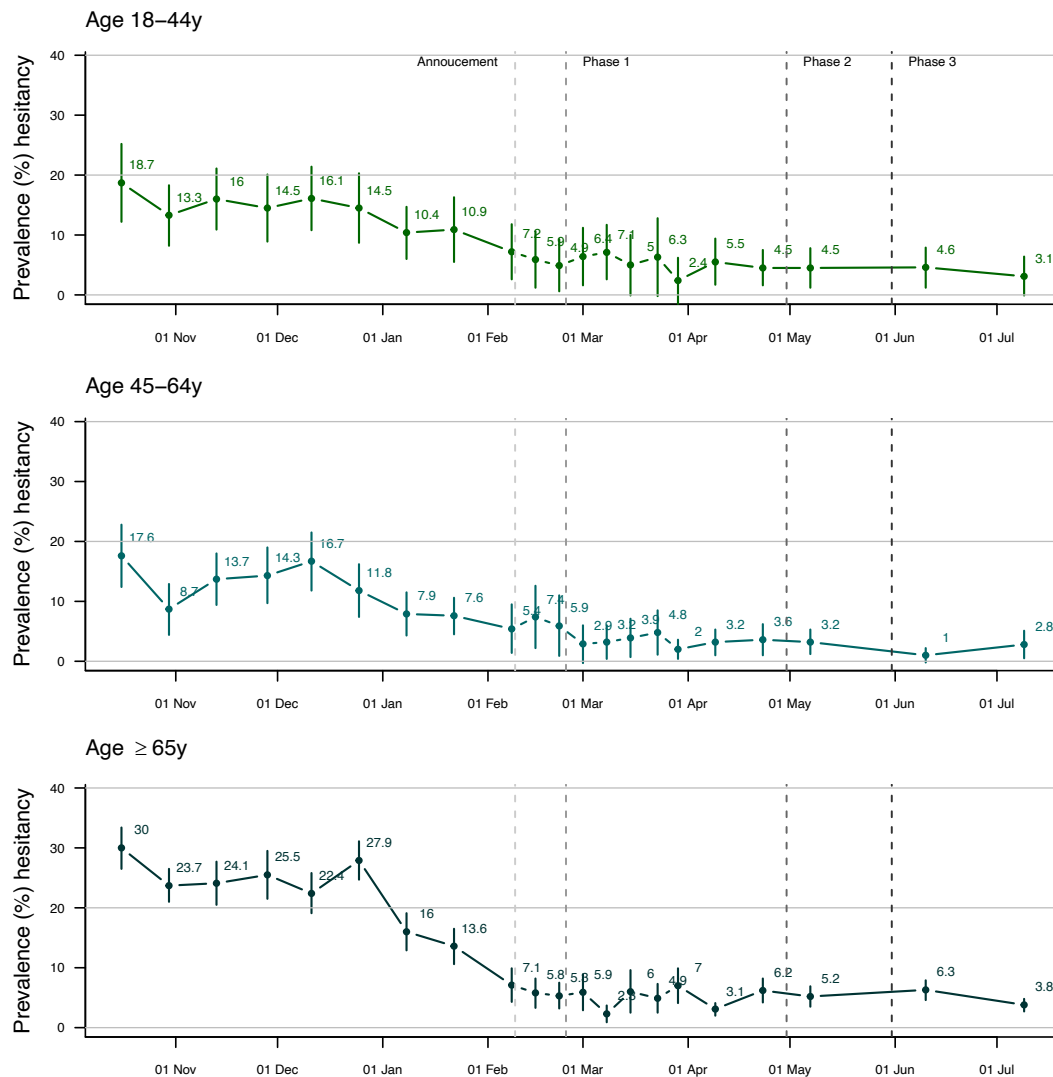
35. Liao Q, Xiao J, Cheung J, Ng TW, Lam WW, Ni MY, et al. Community psychological and behavioural responses to coronavirus disease 2019 over one year of the pandemic in 2020 in Hong Kong. *Scientific reports*. 2021;11(1):22480.



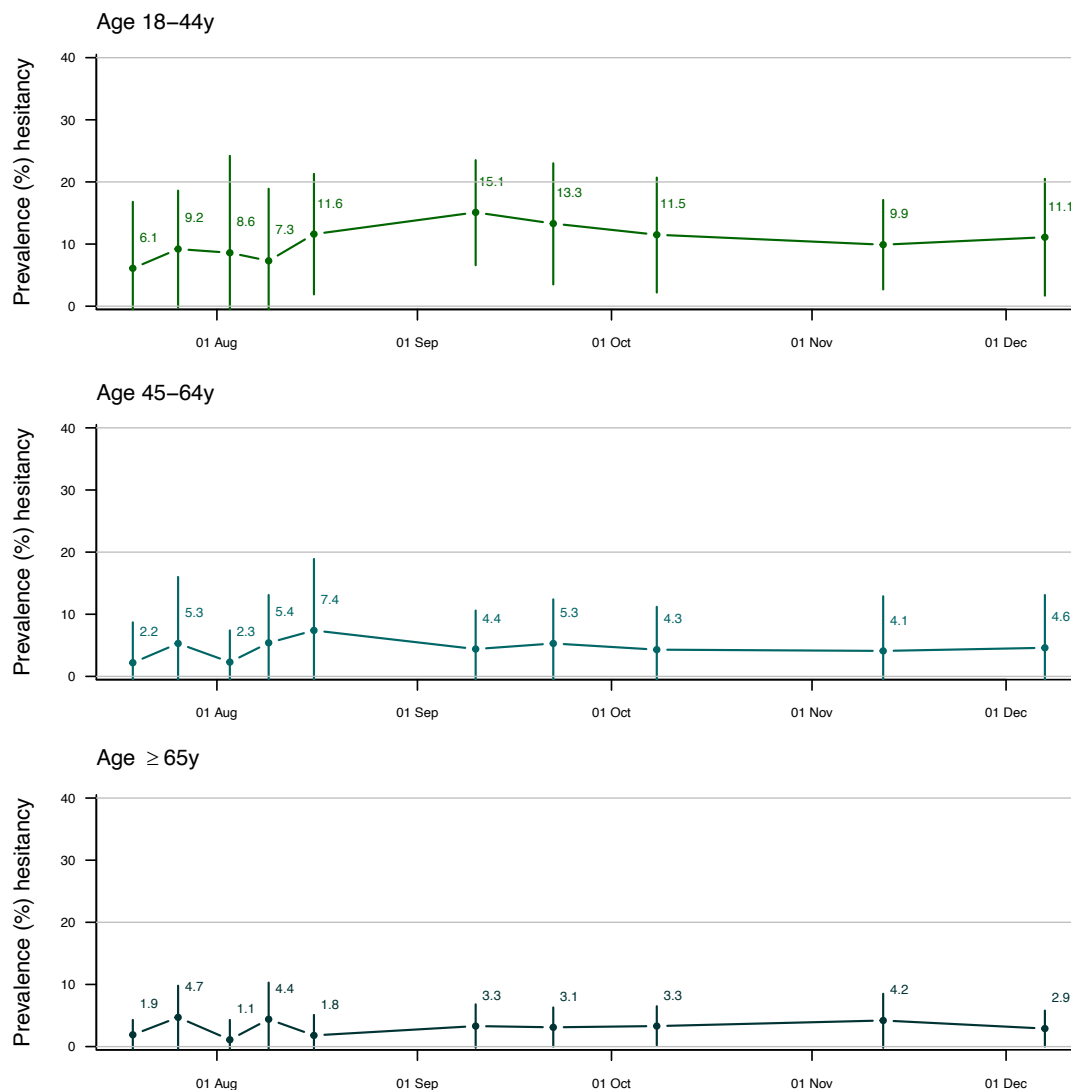
**Figure 1.** Age coverage of the COVID-19 vaccination program since 2021, Vaccine Pass Policy timeline (From February to December 2022) and local risk (in terms of epidemic curves of PCR-confirmed (green bars) and RAT-confirmed (pastel blue bars) new COVID-19 cases and COVID-related deaths (orange bars) based on official registry data) over time in Hong Kong



**Figure 2.** Vaccine uptake in Hong Kong over date of reporting by age group based on official government data with population coverage. The panels A and B show percentages of 2-dose vaccine uptake and percentages of 3-dose vaccine uptake respectively. Notes: 1<sup>st</sup> vertical dashed line=Vaccine Pass announces; 2<sup>nd</sup> vertical dashed line=Phase 1 Vaccine Pass implements with the first dose required; 3<sup>rd</sup> vertical dashed line=Phase 2 of Vaccine Pass commences with the second dose required; 4<sup>th</sup> vertical dashed line=Phase 3 of Vaccine Pass commences with the third dose required if  $\geq 6m$  have elapsed



**Figure 3.** Prevalence of vaccine hesitancy (the first or the next dose) among adult individuals in Hong Kong from October in 2021 to July in 2022 (before and during the 5<sup>th</sup> wave with omicron main variant circulating), by younger (18-44y, 45-64y) and older (65y+) age group. The prevalence was estimated by the proportion of COVID-19 vaccine hesitancy in each survey, where the proportion was calculated by dividing the number of vaccine hesitants by total number of the respective participants (/overall sample size) in the survey. The proportion was weighted by applying rim-weighting factors including age, sex, education level and occupation status according to the adult census population distribution in 2019 in Hong Kong, with 95% confidence intervals (CIs) by using normal approximation. (Notes: We initially assessed intention to receive a COVID-19 vaccine with 7-point categories ranging from “certain”, “very likely”, “likely”, “evens”, “unlikely”, “very unlikely” or “never”, and we recategorized the scales to define vaccine hesitancy. Respondents were defined as having vaccine hesitancy if their responses would “never” or “very unlikely” or “unlikely” / “even” to get vaccinated rather than “very likely” or “likely to vaccinate” during the survey period or vaccinated. Vaccine hesitant was defined as “never”, “very unlikely”, “unlikely” or “evens” to get COVID-19 vaccination, rather than “very likely” or “likely” to vaccinate during the survey period or vaccinated.)

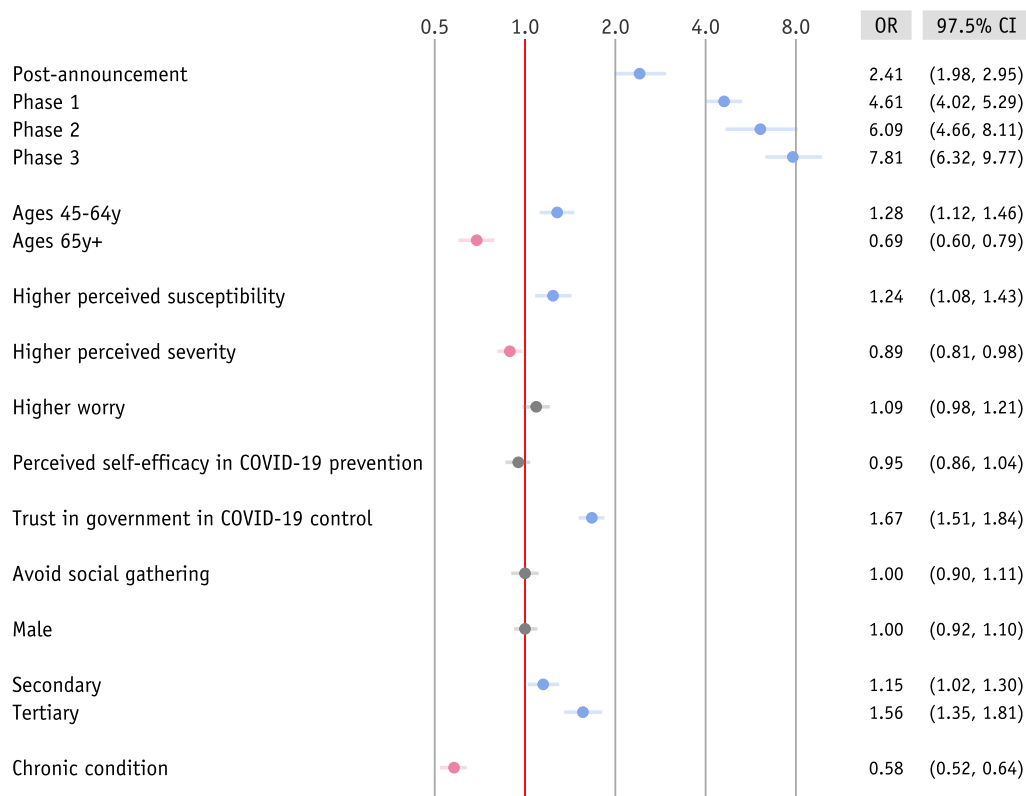


**Figure 4.** Prevalence of booster vaccine hesitancy (the third dose) among adult individuals in Hong Kong from mid-July to December in 2022 (after the 5<sup>th</sup> wave with omicron main variant circulating), by younger (18-44y, 45-64y) and older (65y+) age group. The prevalence was estimated by the proportion of COVID-19 vaccine hesitancy in each survey, where the proportion was calculated by dividing the number of vaccine hesitant (2 dose only and hesitant to get the third dose) by total number of the fully vaccinated (self-reported receiving at least two doses) participants in the survey. The proportion was weighted by applying rim-weighting factors including age, sex, education level and occupation status according to the adult census population distribution in 2019 in Hong Kong, with 95% confidence intervals (CIs) by using normal approximation. (Notes: We initially assessed intention to receive a COVID-19 vaccine with 7-point categories ranging from “certain”, “very likely”, “likely”, “evens”, “unlikely”, “very unlikely” or “never”, and we recategorized the scales to define vaccine hesitancy. Respondents were defined as having vaccine hesitancy if their responses would “never” or “very unlikely” or unlikely / “even” to get vaccinated rather than “very likely” or “likely to vaccinate” during the survey period. Vaccine hesitant was defined as “never”, “very unlikely”, “unlikely” or “evens” to get COVID-19 vaccination, rather than “very likely” or “likely” to vaccinate during the survey period.)



## Vaccine uptake, overall

Adjusted odds ratios



**Figure 5.** The impact of Vaccine Pass implementation on and factors associated with vaccine uptake (any dose) among adults overall and by various Vaccine Pass phases from pre-announcement to full implementation (from October 2021 to July in 2022 in Hong Kong (during the 5<sup>th</sup> wave with omicron main variant circulating), by using multivariable logistic regression analysis. The solid circle and horizontal bar as well as asterisk represent adjusted odds ratio and the corresponding 95% confidence interval as well as statistically significant estimation with  $p$ -value  $< 0.05$ , respectively. Color of red/(blue) highlights the negative (/positive) effects of covarables on vaccine uptake. Ages 18-44y was as reference group for age variable, and primary or below was as reference group for education level variable in the regression analysis.

**Table 1.** Sample demographic characteristics in the analysis (n=25012)

<b>Characteristic</b>	<b>Number</b>	<b>%</b>
<hr/>		
Age group		
18-44 years	7285	29.1
45-64 years	8043	32.2
65 years or above	9091	36.3
<hr/>		
Sex		
Male	9921	39.7
Female	15091	60.3
<hr/>		
Educational attainment		
Primary or lower	4894	19.6
Secondary	11135	44.5
Tertiary or above	8625	34.5
<hr/>		
Self-reported doctor-diagnosed chronic condition		
No	15451	61.8
Yes	8851	35.4

† 593 (2.4%) respondents did not report their age; 358 (1.4%) respondents did not report their education level; 710 (2.8%) respondents did not report whether they had any chronic condition.