

1 **Comparative Effectiveness of mRNA-1273 and BNT162b2 COVID-19 Vaccines Among**  
2 **Older Adults: Systematic Literature Review and Meta-Analysis Using the GRADE**  
3 **Framework**

4 Sushma Kavikondala, PhD,<sup>1</sup> Katrin Haeussler, PhD, MSc,<sup>2</sup> Xuan Wang, MD, MSc,<sup>3</sup> Mary T.  
5 Bausch-Jurken, PhD, MS,<sup>4</sup> Maria Nassim, MSc,<sup>2</sup> Nitendra Kumar Mishra, MS,<sup>5</sup> Mia  
6 Malmenäs, MSc,<sup>3</sup> Pawana Sharma, MSc,<sup>6</sup> Nicolas Van de Velde, PhD,<sup>4</sup> Nathan Green, PhD,<sup>7</sup>  
7 Ekkehard Beck, PhD<sup>4</sup>

8 <sup>1</sup>ICON plc, Toronto, ON, Canada; <sup>2</sup>ICON plc, Langen, Germany; <sup>3</sup>ICON plc, Stockholm,  
9 Sweden; <sup>4</sup>Moderna, Inc., Cambridge, MA, USA; <sup>5</sup>ICON plc, Bengaluru, India; <sup>6</sup>ICON plc,  
10 London, UK; <sup>7</sup>University College London, London, UK

11 Corresponding Author: Ekkehard Beck, PhD  
12 Moderna, Inc.  
13 200 Technology Square  
14 Cambridge, MA, 02139, USA  
15 Email: Ekkehard.Beck@modernatx.com  
16 Phone: +49 151 68557928

17 Running title: Comparative Real-World Effectiveness of COVID-19 Vaccines in  
18 Older Adults

19 **ABSTRACT**

20 **Background:** The mRNA vaccines mRNA-1273 and BNT162b2 demonstrated high efficacy  
21 against SARS-CoV-2 infection in phase 3 clinical trials, including among older adults. To  
22 inform COVID-19 vaccine selection, this systematic literature review (SLR) and meta-

23 analysis assessed the comparative effectiveness of mRNA-1273 versus BNT162b2 in older  
24 adults.

25 **Methods:** We systematically searched for relevant studies reporting COVID-19 outcomes  
26 with mRNA vaccines in older adults aged  $\geq 50$  years by first cross-checking relevant  
27 published SLRs. Based on the cutoff date from a previous similar SLR, we then searched the  
28 WHO COVID-19 Research Database for relevant articles published between April 9, 2022  
29 and June 2, 2023. Outcomes of interest were SARS-CoV-2 infection, symptomatic SARS-  
30 CoV-2 infection, severe SARS-CoV-2 infection, COVID-19–related hospitalization, and  
31 COVID-19–related death following  $\geq 2$  vaccine doses. Random-effects meta-analysis models  
32 were used to pool risk ratios (RRs) across studies. Heterogeneity was evaluated using chi-  
33 squared testing. Evidence certainty was assessed per GRADE framework.

34 **Results:** 24 non-randomized real-world studies reporting clinical outcomes with mRNA  
35 vaccines in individuals aged  $\geq 50$  years were included in the meta-analysis. Vaccination with  
36 mRNA-1273 was associated with significantly lower risk of SARS-CoV-2 infection (RR 0.72  
37 [95% confidence interval (CI) 0.64–0.80]), symptomatic SARS-CoV-2 infection (RR 0.72  
38 [95% CI 0.62–0.83]), severe SARS-CoV-2 infection (RR 0.67 [95% CI 0.57–0.78]), COVID-  
39 19–related hospitalization (RR 0.65 [95% CI 0.53–0.79]) and COVID-19–related death (RR  
40 0.80 [95% CI 0.64–0.99]) compared with BNT162b2. There was considerable heterogeneity  
41 between studies for all outcomes ( $I^2 > 75\%$ ) except death ( $I^2 = 0\%$ ). Multiple subgroup and  
42 sensitivity analyses excluding specific studies generally demonstrated consistent results.  
43 Certainty of evidence across outcomes was rated as low (type 3) or very low (type 4),  
44 reflecting the lack of randomized-controlled trial data.

45 **Conclusion:** Meta-analysis of 24 observational studies demonstrated significantly lower risk  
46 of asymptomatic, symptomatic, and severe infections; hospitalizations; and deaths with the  
47 mRNA-1273 versus BNT162b2 vaccine in older adults aged  $\geq 50$  years.

48 **Keywords:** BNT162b2; COVID-19; effectiveness; mRNA-1273; mRNA vaccine; older  
49 adults; SARS-CoV-2; severe acute respiratory syndrome coronavirus 2

50 **SUMMARY POINTS**

- 51 • The COVID-19 pandemic has disproportionately affected older adults, as this population  
52 is generally more susceptible to infection and severe outcomes due to immune senescence  
53 and underlying comorbidities.
- 54 • The 2 available mRNA vaccines mRNA-1273 and BNT162b2 demonstrated high efficacy  
55 against SARS-CoV-2 infection in phase 3 clinical trials, including among older adults.
- 56 • To inform COVID-19 vaccine selection, this systematic literature review and meta-  
57 analysis assessed the comparative effectiveness of mRNA-1273 versus BNT162b2 among  
58 older adults in real-world settings.
- 59 • Vaccination with homologous primary or booster mRNA-1273 was associated with  
60 significantly lower risk of infection (including asymptomatic, symptomatic, and severe  
61 infections), hospitalization, and death due to COVID-19 than vaccination with BNT162b2  
62 in older adults aged  $\geq 50$  years.

63

## 64 INTRODUCTION

65 As of October 2023, the global coronavirus disease 2019 (COVID-19) pandemic has resulted  
66 in more than 771.4 million reported infections and over 6.9 million deaths due to severe acute  
67 respiratory syndrome coronavirus 2 (SARS-CoV-2) (1). COVID-19 has disproportionately  
68 affected older adults (2, 3, 4, 5). Worldwide, older adults aged  $\geq 60$  years accounted for 80%  
69 of COVID-19-associated deaths reported to the World Health Organization (WHO) via  
70 detailed weekly surveillance from January 2020 to December 2021, and were estimated to  
71 account for 82% of deaths based on the WHO excess mortality model (4). Immune  
72 senescence and underlying comorbidities make older adults generally more susceptible to  
73 COVID-19 and associated severe outcomes. Several studies have identified older age as a  
74 primary risk factor for severe illness with COVID-19 (6, 7, 8), with one study demonstrating  
75 similar performance between a risk score that was based on age alone versus a validated risk  
76 score incorporating the effects of multiple underlying comorbidities (POINTED score) (9).  
77 Importantly, the WHO has identified older adults (commonly defined by age cutoffs of 50 to  
78 60 years, depending on the country) as a high-priority group for COVID-19 vaccination (10),  
79 and many countries have prioritized vaccination of the older population (9).

80 A previous meta-analysis of 32 studies in older adults aged  $\geq 55$  years found that vaccination  
81 with either one of the 2 vaccines employing novel messenger ribonucleic acid (mRNA)  
82 technology provided the highest protection against COVID-19 compared with other vaccine  
83 types (11). The mRNA vaccines were developed and granted emergency use authorization in  
84 late 2020 to globally mitigate the spread of SARS-CoV-2: mRNA-1273 (Spikevax<sup>®</sup>;  
85 Moderna, Inc., Cambridge, MA, USA) (12) and BNT162b2 (Comirnaty<sup>®</sup>; Pfizer/BioNTech,  
86 New York, NY, USA/Mainz, Germany) (13). Phase 3 trials of these vaccines demonstrated  
87 high vaccine efficacy against SARS-CoV-2 infection when administered as 2-dose regimens  
88 (94.1% and 95.0% effectiveness with mRNA-1273 and BNT162b2, respectively) (14, 15),

89 with subgroup analyses also confirming high vaccine efficacy in older participants (aged  $\geq 65$   
90 years) (14, 15).

91 Although both mRNA-1273 and BNT162b2 are based on mRNA technology, their  
92 formulations differ. For example, the mRNA-1273 vaccine contains more active ingredient  
93 (100  $\mu\text{g}$  of mRNA for primary; 50  $\mu\text{g}$  for booster) than the BNT162b2 vaccine (30  $\mu\text{g}$  of  
94 mRNA for both primary and booster) (12, 13, 16, 17) and uses a different lipid nanoparticle  
95 delivery system (18, 19, 20). As shown with other respiratory vaccines (21, 22), and as  
96 demonstrated in immunocompromised individuals (23), these differences may impact vaccine  
97 effectiveness in older adults. Thus, to inform COVID-19 vaccine selection and policy  
98 decision-making in the absence of head-to-head comparisons of the mRNA-1273 and  
99 BNT162b2 vaccines in randomized controlled trials (RCTs), there remains a need to  
100 synthesize evidence across real-world studies to provide robust information about the  
101 comparative effectiveness of the two mRNA vaccines among older adults.

102 We performed a systematic literature review and pairwise meta-analysis to compare the  
103 effectiveness of mRNA-1273 versus BNT162b2 in older adults. Our analysis followed the  
104 Grading of Recommendations, Assessment, Development and Evaluations (GRADE)  
105 framework (24) used by national immunization advisory groups when developing  
106 recommendations (25). The question addressed in the present research was ‘Is mRNA-1273  
107 more effective than BNT162b2 at preventing SARS-CoV-2 infections and COVID-19-related  
108 hospitalizations and deaths in older adults aged  $\geq 50$  years?’.

109 **METHODS**

110 **Search strategy and study selection**

111 This systematic literature review and meta-analysis is registered in Prospero  
112 (CRD42023443149) and was conducted in accordance with the Preferred Reporting Items for  
113 Systematic Reviews and Meta-Analyses 2020 framework (26). Studies were identified using  
114 a 2-step search procedure. First, the WHO COVID-19 Research Database was searched to  
115 identify systematic literature reviews on COVID-19 vaccination in older adults aged  $\geq 50$   
116 years published between March 2020 and 19 April 2023. Sixteen of 67 systematic reviews  
117 identified were relevant (Supplemental Table S1) and were cross-checked for articles to be  
118 included in abstract screening and full-text assessment. One prior systematic review  
119 identified had similar objectives to the current study (11) and all studies included in this prior  
120 review were included for full-text assessment. A total of 243 studies for full-text screening  
121 were identified from this first step. The main search was then conducted in the WHO  
122 COVID-19 Research Database to identify relevant studies published since the prior similar  
123 systematic review (11), which included studies from database inception through 9 April 2022  
124 to 2 June 2023. Notably, although the WHO COVID-19 Research Database remains  
125 searchable, updates ceased in June 2023 (27), thus content spans March 2020 through June  
126 2023. Databases searched include MEDLINE/PubMed, International Clinical Trials Registry  
127 Platform, Embase, EuropePMC, medRxiv, Web of Science, ProQuest Central, Academic  
128 Search Complete, Scopus, and COVIDWHO. The main database search identified an  
129 additional 1012 studies for full-text screening. The main search strategy is summarized in  
130 Supplemental Table S2.

131 RCTs, observational studies, or any real-world evidence published as full-text manuscripts,  
132 letters, commentaries, abstracts, or posters were included if they reported prespecified

133 COVID-19 outcomes (described below) in older adults aged  $\geq 50$  years who received mRNA-  
134 1273 or BNT162b2 within the same study (studies with  $\leq 10\%$  of the study population aged  
135  $\leq 50$  years included). Studies could include participants who had comorbidities, and those  
136 who were immunocompetent or defined as clinically extremely vulnerable (CEV) with  
137 conditions in CEV group 3, as categorized by Canadian Health Services (28) (studies with  
138  $\leq 10\%$  of participants with CEV group 1 and 2 conditions were included). Diabetes was  
139 considered a CEV group 3 condition regardless of whether the patient was being treated with  
140 insulin. Only studies reporting the outcomes of interest for participants who received  $\geq 2$   
141 vaccine doses were included and wherever available three-dose data was considered  
142 primarily. If a study did not report the outcomes for participants who received three doses,  
143 then two-dose or four-dose data was considered. Only homologous dose series ( $\geq 2$  doses of  
144 mRNA-1273 or  $\geq 2$  doses BNT162b2) were included in analysis.

145 Outcomes of interest were vaccine efficacy or effectiveness against SARS-CoV-2 infection  
146 (defined as asymptomatic or symptomatic infection with positive test or a COVID-19  
147 diagnosis code [U07.1]), laboratory-confirmed symptomatic SARS-CoV-2 infection (defined  
148 as positive test with symptoms including but not limited to fever, cough, shortness of breath  
149 and sudden onset of anosmia/ageusia; in some countries, runny nose was also included in the  
150 case definition), severe SARS-CoV-2 infection (defined specifically as severe infection or as  
151 hospitalization or death, as reported in the study; primarily defined by severe infection,  
152 followed by hospitalization and lastly by death if data on multiple endpoints were available),  
153 COVID-19–related hospitalization (defined as intubation, hospitalization, or admission to  
154 intensive care unit with positive test for SARS-CoV-2 infection within 5 days before to 28  
155 days from admission; cases with information on intubation but not hospitalization were  
156 assumed to be hospitalized), or COVID-19–related death (defined as deaths occurring after a  
157 positive test for SARS-CoV-2 infection without previously declared recovery or another clear



158 cause of death reported). A positive SARS-CoV-2 test could be based on any of the following  
159 methods, as reported by individual studies: reverse transcription polymerase chain reaction  
160 (PCR), rapid antigen test, or dried blood spot seropositivity for anti-nucleocapsid  
161 immunoglobulin G antibodies by validated enzyme-linked immunosorbent assay. Infections  
162 were considered if they occurred  $\geq 7$  days after the last vaccination. Only those studies that  
163 reported the following data were included in the meta-analysis: number of events and sample  
164 size per arm; or vaccine effectiveness (VE) per arm and subgroup derived as 1–risk ratio  
165 (RR), 1–odds ratio (OR), 1–hazard ratio (HR), or 1–incidence rate ratio (IRR). For the  
166 analyses of VE, if only VE data and total numbers of participants by vaccine arm were  
167 available, then the weighted average VE for all age groups among individuals aged  $\geq 50$  years  
168 was computed. Weighted average was calculated as the sum of the VE in all age groups in a  
169 vaccine arm divided by the total number of participants in that arm. If only VE data were  
170 available without participant numbers by vaccine arm, then VE in the age group that most  
171 closely matched the data within the studies in the meta-analysis was selected.

172 Studies in pregnant women, current or former smokers, and physically inactive participants;  
173 studies including only immunocompromised individuals with conditions within CEV groups  
174 1 and 2; and studies with only safety and/or immunogenicity outcomes were excluded. The  
175 population, exposure, comparison, and outcomes used in the systematic literature review are  
176 summarized in **Supplemental Table S3**. Two independent reviewers selected studies using a  
177 2-level approach; discrepancies were resolved by consensus or by a third reviewer. In level 1,  
178 titles and abstracts were screened against inclusion criteria; then in level 2, articles not  
179 excluded at level 1 underwent full-text screening against the selection criteria.

180 **Data extraction and quality assessment**

181 Study design details, baseline characteristics of study participants, vaccine received and  
182 dosing details, and vaccine efficacy/effectiveness outcomes were extracted from the selected  
183 studies. Risk of bias was assessed using the Newcastle-Ottawa Scale (29) for observational  
184 studies. The certainty of evidence was evaluated based on GRADE criteria (24, 25).

185 **Statistical analysis**

186 Random-effects meta-analysis models were used to pool RRs and to estimate absolute effects  
187 as risk difference (RD) per 100,000 individuals across the included studies, comparing  
188 mRNA-1273 to BNT162b2. The inverse variance method was applied for the random effects  
189 models (30). Details regarding methodology of the analyses are included in **Appendix 1**.  
190 Briefly, a standard pairwise meta-analysis was conducted using RRs instead of number of  
191 events and sample size per arm as the data input. However, due to differences in how  
192 outcomes were reported across studies, a conversion approach (31, 32, 33) was implemented.  
193 For studies that reported the number of events and sample size per arm, unadjusted RRs were  
194 estimated straightforwardly. For studies that exclusively reported VE, instead of number of  
195 events and sample size per arm, RR was either estimated as “1–VE” (for studies reporting VE  
196 as 1–RR) or estimated from VE through optimal approximate conversions of contrast-based  
197 data (**Supplemental Figure S1**). As a sensitivity analysis, a second-order meta-analysis  
198 approach was implemented to avoid the assumptions based on converting contrast-based data  
199 in the conversion approach. With this approach, data from studies reporting number of events  
200 and sample size were pooled in one meta-analysis, and data from studies reporting only VE  
201 were pooled in a second meta-analysis (i.e., without distinction as to how VE was estimated  
202 and without any conversion). In the second-order meta-analysis, the pooled results from these  
203 separate meta-analyses on RRs informed the analysis, resulting in the final RR estimate.

204 Absolute effects (RD) cannot be reliably estimated using this second-order approach, so this  
205 method was used only for analysis of RR.

206 As additional sensitivity analyses, outcomes were assessed in the following subgroups:  
207 individuals aged  $\geq 65$  years; individuals aged  $\geq 75$  years; individuals who received exclusively  
208 three doses of the same vaccine; individuals aged  $\geq 50$  years, excluding those with disease  
209 conditions categorized in CEV groups 1 or 2; individuals infected with the SARS-CoV-2  
210 Delta variant (ie, dominant variant during study time period); and excluding those studies that  
211 reported only VE.

212 Publication bias was assessed by visual examination of funnel plots and Egger's regression  
213 test for asymmetry (34, 35). Heterogeneity across studies was evaluated using chi-squared  
214 testing (36), with the percentage of variation across studies estimated using the  $I^2$  statistic  
215 (scale of 0%–100%, with 0% meaning no evidence of heterogeneity; see **Appendix 1**).

216 Results were summarized in forest plots to display the effect estimates with 95% CIs for the  
217 individual studies and the pooled estimate of the meta-analysis. The meta-analyses were  
218 conducted in R (v4.3.1), using the meta (37) and metafor (38) packages.

219

## 220 RESULTS

### 221 Search results and included studies

222 In total, 1255 abstracts identified from either the 16 relevant SLRs that were crosschecked  
223 (n=243) or the main search in the WHO COVID-19 database (n=1012) were screened for  
224 inclusion (**Figure 1**). Of these, 25 studies (all non-randomized) reported results for the  
225 clinical outcomes of interest in individuals aged  $\geq 50$  years, 24 of which were included in the  
226 meta-analysis (one study (39) was excluded because it reported only RR thus did not meet the  
227 prespecified criterion of reporting number of events and sample size or VE).

228 Characteristics of each of the studies included in the meta-analysis are summarized in **Table**

229 **1**. Of the 24 studies, 1 was industry-sponsored. Overall, the studies included  $>3.9$  million  
230 older adults (aged  $\geq 50$  years) vaccinated with mRNA-1273 and  $>5.2$  million vaccinated with  
231 BNT162b2. Most studies involved North American (Canada, n=2 (40, 41); United States,  
232 n=11 (42, 43, 44, 45, 46, 47, 48, 49, 50, 51, 52)) or European (Belgium, n=1 (53); Greece,  
233 n=1 (54); Hungary, n=2 (55, 56); Norway, n=1 (57); Netherlands, n=1 (58); Spain, n=2 (59,  
234 60); multiple countries, n=1 (61)) populations. Although most studies included general  
235 population samples, two were restricted to nursing home or retirement home residents (40,  
236 43) and two were restricted to Veteran's Affairs populations in the United States (42, 44).

237 The majority of studies specified the Delta variant as the SARS-CoV-2 variant of concern  
238 (42, 43, 45, 46, 47, 48, 50, 51, 53, 54, 56, 57, 58, 60, 61); 5 studies specified the Alpha  
239 variant (46, 49, 53, 54, 55) and 4 specified the Omicron variant (40, 41, 50, 53). Some studies  
240 with longer follow-up periods collected data during multiple COVID-19 seasons, therefore  
241 reported data on multiple variants, either not further specified or in separate subgroups. We  
242 conducted a subgroup analysis in patients infected with the Delta variant due to the large  
243 number of available studies; subgroup analysis for other variants was deemed unfeasible due

244 to sparse data. In the majority of studies, positivity for SARS-CoV-2 infection was  
245 determined using PCR or an antigen test; however, four studies did not specify the testing  
246 method (44, 45, 47, 51) and one study used a nasopharyngeal PCR test and/or circulating  
247 antinucleocapsid IgG antibodies (40).

248 Based on the risk of bias assessment for nonrandomized studies, most of the studies included  
249 in the meta-analysis had no serious risk of bias; however there was serious risk of bias in four  
250 studies (40, 45, 54, 59), and risk of bias was not estimable for one study (50) (**Supplemental**  
251 **Table S4**).

### 252 **SARS-CoV-2 infection**

253 In meta-analysis of 22 studies reporting the outcome of SARS-CoV-2 infection in older  
254 adults aged  $\geq 50$  years, vaccination with mRNA-1273 was associated with significantly lower  
255 risk of SARS-CoV-2 infection compared with vaccination with BNT162b2 (RR 0.72 [95%  
256 CI 0.64–0.80]; **Table 2** and **Figures 2** and **3**). The RD was estimated as 442 fewer (95% CI  
257 570 fewer to 313 fewer) SARS-CoV-2 infections per 100,000 people vaccinated. There was  
258 considerable heterogeneity between the studies (RR  $I^2=94.4\%$ ; RD,  $I^2=98.4\%$ ). The certainty  
259 of evidence was graded as type 4 (very low) due to imprecision and indirectness resulting  
260 from the varying outcome definitions used for infection and inclusion of non-randomized  
261 studies (**Table 2**). In a sensitivity analysis using the second-order methodological approach,  
262 vaccination with mRNA-1273 was associated with significantly fewer SARS-CoV-2  
263 infections compared with BNT162b2 (RR 0.72 [95% CI 0.62–0.85];  $I^2=0\%$ ), consistent with  
264 the base case analysis (**Figure 4A** and **Supplemental Figure S2A**).

265 In a subgroup analysis of 10 studies reporting the outcome of SARS-CoV-2 infection in  
266 adults aged  $\geq 65$  years, mRNA-1273 vaccination was also associated with significantly fewer  
267 infections compared with BNT162b2 vaccination (RR 0.74 [95% CI 0.62–0.88]; RD 216

268 fewer cases per 100,000 vaccinated [95% CI 333 fewer to 100 fewer]; **Table 3, Figure 4B**  
269 and **Supplemental Figure S3A**). Subgroup analysis of seven studies reporting this outcome  
270 in individuals aged  $\geq 50$  years who received exclusively three vaccine doses also found that  
271 mRNA-1273 was associated with fewer infections versus BNT162b2 (RR 0.64 [95% CI  
272 0.54–0.74]; RD 1098 fewer cases per 100,000 vaccinated [95% CI 1535 fewer to 661 fewer;  
273 **Table 3, Figure 4C** and **Supplemental Figure S4A**). As in the overall population analysis,  
274 the certainty of evidence in these two subgroups was graded as type 4 (very low) due to  
275 imprecision and varying outcome definitions (**Table 3**), and there was considerable  
276 heterogeneity between studies (RR  $I^2=89.5\%$  for the  $\geq 65$  years of age subgroup;  $I^2=80.8\%$  for  
277 the 3-dose subgroup). Additional subgroup analyses in older adults aged  $\geq 75$  years; in older  
278 adults aged  $\geq 50$  years, excluding individuals with CEV group 1 and 2 conditions; in older  
279 adults aged  $\geq 50$  years infected with the Delta variant; and excluding those studies that only  
280 included VE data were generally consistent with the findings from the overall meta-analysis  
281 (**Supplemental Figures S5A, S6A, S7A, and S8A**).

### 282 **Laboratory-confirmed symptomatic SARS-CoV-2 infection**

283 Five studies were included in the meta-analysis of laboratory-confirmed symptomatic SARS-  
284 CoV-2 infection in individuals aged  $\geq 50$  years (**Table 2**). Vaccination with mRNA-1273 was  
285 associated with significantly fewer SARS-CoV-2 symptomatic infections versus vaccination  
286 with BNT162b2 (RR 0.72 [95% CI 0.62–0.83; **Figure 2** and **3**). The RD was estimated as  
287 609 fewer symptomatic infections per 100,000 individuals vaccinated (95% CI 980 fewer to  
288 238 fewer cases). Heterogeneity between studies was also considerable for this outcome (RR  
289  $I^2=75.1\%$ ; RD  $I^2=96.2\%$ ). The certainty of evidence was graded as type 3 (low) due to  
290 imprecision, with a lower grading assigned due to inclusion of non-randomized studies  
291 (**Table 2**). Possible publication bias was noted for this outcome based on Egger’s regression  
292 test ( $P < 0.05$ ) (**Supplemental Figure S9B**). Because no VE data were used in the base case

293 meta-analysis of symptomatic SARS-CoV-2 infections, no conversion was necessary.  
294 Therefore, results from the second-order methodological approach were identical to the base  
295 case results presented in **Figure 2** and **3**.

296 Subgroup analysis based on two studies in individuals aged  $\geq 65$  years also found  
297 significantly reduced risk of symptomatic SARS-CoV-2 infections with mRNA-1273 versus  
298 BNT162b2 vaccination (RR 0.74 [95% CI 0.56–0.97]; RD 3,030 fewer cases per 100,000  
299 vaccinated [95% CI 8,844 fewer to 2,784 more cases]; **Table 3, Figure 4B** and  
300 **Supplemental Figure S3B**). Similarly, in meta-analysis of three studies that included  
301 individuals aged  $\geq 50$  years who received exclusively three doses of vaccine, mRNA-1273  
302 was associated with lower risk of symptomatic infections compared with BNT162b2 (RR  
303 0.74 [95% CI 0.61–0.90]; RD 114 fewer cases per 100,000 individuals vaccinated [95% CI  
304 338 fewer to 111 more]; **Table 3, Figure 4C, Supplemental Figure S4B**). As in the overall  
305 meta-analysis, heterogeneity between studies was considerable for these subgroups (RR  
306  $I^2=90.8\%$  and  $79.0\%$ , respectively). The certainty of evidence was graded as type 4 (very  
307 low) for both subgroups (**Table 3**). Results of additional subgroup analyses in adults aged  
308  $\geq 75$  years; adults aged  $\geq 50$  years, excluding individuals with CEV group 1 and 2 conditions;  
309 and adults aged  $\geq 50$  years infected with the Delta variant were generally consistent with the  
310 findings from the overall meta-analysis (**Supplemental Figures S5B, S6B, and S7B**). There  
311 were no studies evaluating the outcome of lab-confirmed symptomatic SARS-CoV-2  
312 infection that exclusively reported VE data.

### 313 **Severe SARS-CoV-2 infection**

314 Based on meta-analysis of 12 studies, vaccination with mRNA-1273 was associated with  
315 significantly fewer severe SARS-CoV-2 infections compared with vaccination with  
316 BNT162b2 (RR 0.67 [95% CI 0.57–0.78]; **Table 2** and **Figure 2** and **3**). This result

317 corresponds to an estimated RD of 20 fewer severe infections per 100,000 individuals  
318 vaccinated with mRNA-1273 versus BNT162b2 (95% CI 29 fewer to 11 fewer cases). There  
319 was considerable heterogeneity across studies for this outcome (RR  $I^2=78.3%$ ; RD  
320  $I^2=86.1%$ ). Evidence certainty was graded as type 4 (very low) due to imprecision and  
321 varying definitions used for severe infection (defined as severe infection, or hospitalization,  
322 or death; **Table 2**). Possible publication bias was noted for this outcome based on Egger's  
323 regression test ( $P < 0.05$ ; **Supplemental Figure S9C**). Consistent with the findings from the  
324 base case analysis, sensitivity analysis using the second-order methodological approach also  
325 found that vaccination with mRNA-1273 was associated with significantly fewer severe  
326 SARS-CoV-2 infections compared with vaccination with BNT162b2 in older adults aged  $\geq 50$   
327 years (RR 0.66 [95% CI 0.59–0.75]; **Figure 4A** and **Supplemental Figure S2B**).

328 In subgroup analyses, mRNA-1273 was associated with significantly fewer severe SARS-  
329 CoV-2 infections compared with vaccination with BNT162b2 in older adults aged  $\geq 65$  years  
330 (eight studies; RR 0.65 [95% CI: 0.51–0.83]; RD 24 fewer severe infections per 100,000  
331 individuals vaccinated [95% CI 41 fewer to 7 fewer]) and in adults aged  $\geq 50$  years who  
332 received exclusively three vaccine doses (four studies; RR 0.62 [95% CI 0.44–0.88]; RD 10  
333 fewer severe infections per 100,000 individuals vaccinated [95% CI 16 fewer to 3 fewer];  
334 **Table 3**, **Figure 4B** and **4C**, and **Supplemental Figure S3C** and **S4C**). There was  
335 substantial heterogeneity across studies for both subgroups (RR  $I^2=63.5%$  and  $60.4%$ ,  
336 respectively). Evidence certainty was graded as type 4 (very low; **Table 3**). Similar to the  
337 findings from the overall meta-analysis, mRNA-1273 was associated with reduced risk of  
338 severe SARS-CoV-2 infection in additional subgroup analyses of individuals  $\geq 75$  years of  
339 age, individuals (aged  $\geq 50$  years) without CEV group 1 or 2 conditions, individuals (aged  
340  $\geq 50$  years) infected with the Delta variant, and in the subgroup excluding those studies that  
341 only included VE data (**Supplemental Figures S5C**, **S6C**, **S7C**, and **S8B**).



342 **Hospitalization due to COVID-19**

343 Based on a meta-analysis of eight studies, vaccination with mRNA-1273 was associated with  
344 significantly lower risk of hospitalization due to COVID-19 in individuals aged  $\geq 50$  years  
345 compared with vaccination with BNT162b2 (RR 0.65 [95% CI 0.53–0.79]; **Table 2** and  
346 **Figure 2** and **3**). The estimated RD was 23 fewer COVID-19 hospitalizations per 100,000  
347 individuals vaccinated (95% CI 34 fewer to 12 fewer). Heterogeneity across studies was  
348 considerable (RR  $I^2=85.4\%$ ; RD  $I^2=90.3\%$ ). The certainty of evidence grade was type 3 (low)  
349 for this outcome, due to imprecision and inclusion of non-randomized studies (**Table 2**). The  
350 sensitivity analysis using the second-order methodological approach found that vaccination  
351 with mRNA-1273 was associated with significantly fewer COVID-19–related  
352 hospitalizations compared with vaccination with BNT162b2 (RR 0.63 [95% CI 0.57–0.70]),  
353 consistent with the base case analysis (**Figure 4A** and **Supplemental Figure S2C**).

354 Based on seven studies of COVID-19–related hospitalization in the subgroup of older adults  
355 aged  $\geq 65$  years, vaccination with mRNA-1273 was associated with significantly reduced risk  
356 of hospitalization compared with vaccination with BNT162b2 (RR 0.69 [95% CI 0.53–0.89];  
357 RD 82 fewer hospitalizations per 100,000 individuals vaccinated [95% CI 134 fewer to 29  
358 fewer]; **Table 3** and **Figure 4B** and **Supplemental Figure S3D**). As in the overall meta-  
359 analysis, there was considerable heterogeneity across studies (RR  $I^2=72.0\%$ ), and the  
360 evidence certainty was graded as type 3 (low; **Table 3**). Vaccination with mRNA-1273 was  
361 also associated with significantly reduced risk of hospitalization compared with vaccination  
362 with BNT162b2 among individuals aged  $\geq 50$  years who received three vaccine doses based  
363 on meta-analysis of three studies (RR 0.55 [95% CI 0.37–0.82]; RD 11 fewer hospitalizations  
364 per 100,000 individuals vaccinated [95% CI 18 fewer to 3 fewer]; **Table 3** and **Figure 4C**  
365 and **Supplemental Figure S4D**). There was moderate heterogeneity across studies (RR  
366  $I^2=47.5\%$ ), and the evidence certainty was graded as type 4 (very low; **Table 3**). Additional

367 subgroup analyses in adults aged  $\geq 75$  years; adults aged  $\geq 50$  years, excluding individuals  
368 with CEV group 1 and 2 conditions; adults aged  $\geq 50$  years infected with the Delta variant;  
369 and excluding those studies that only included VE data were generally consistent with the  
370 findings from the overall meta-analysis (**Supplemental Figures S5D, S6D, S7D, and S8C**).

### 371 **Death due to COVID-19**

372 In meta-analysis of seven studies reporting mortality in individuals aged  $\geq 50$  years,  
373 vaccination with mRNA-1273 was associated with significantly lower risk of COVID-19–  
374 related death compared with vaccination with BNT162b2 (RR 0.80 [95% CI 0.64–0.99]). The  
375 estimated RD was 2 fewer deaths per 100,000 people vaccinated (95% CI 6 fewer to 2 more)  
376 (**Table 2 and Figure 2 and 3**). No evidence of heterogeneity between the studies was  
377 observed in the RR analysis ( $I^2=0\%$ ), although heterogeneity was moderate for the estimation  
378 of RD ( $I^2=47.8\%$ ). The certainty of evidence was graded as type 3 (low) for this outcome,  
379 due to imprecision and inclusion of non-randomized studies (**Table 2**). In the sensitivity  
380 analysis using the second-order approach, mRNA-1273 vaccination was associated with  
381 numerically reduced risk of death due to COVID-19 compared with BNT162b2 vaccination,  
382 but this was not statistically significant (RR 0.77 [95% CI 0.59–1.01]; **Figure 4A** and  
383 **Supplemental Figure S2D**).

384 In subgroup analysis of four studies reporting this outcome in older adults aged  $\geq 65$  years,  
385 vaccination with mRNA-1273 was associated with fewer COVID-19 deaths versus  
386 vaccination with BNT162b2 (RR 0.72 [95% CI 0.54–0.98]; RD 11 fewer deaths per 100,000  
387 individuals vaccinated [95% CI 19 fewer to 4 fewer) (**Table 3, Figure 4B, and**  
388 **Supplemental Figure S3E**). The evidence suggested that the heterogeneity across studies  
389 might not be important (RR  $I^2=10.9\%$ ). The evidence certainty was graded as type 4 (very  
390 low) in this analysis due to imprecision and limited evidence (**Table 3**). There was no

391 statistically significant difference between the mRNA vaccines against the outcome of  
392 COVID-19–related deaths in the subgroup of individuals aged  $\geq 50$  years who received  
393 exclusively three vaccine doses, based on analysis of two studies (RR 1.01 [95% CI 0.64–  
394 1.57]; **Table 3, Figure 4C, and Supplemental Figure S4E**). The mRNA-1273 vaccine was  
395 associated with reduced risk of COVID-19–related death compared with BNT162b2 when  
396 individuals with CEV1/2 group conditions were excluded (**Supplementary Figure S6E**).  
397 There was no statistically significant difference in mortality risk between mRNA vaccines in  
398 subgroup analyses of individuals aged  $\geq 75$  years, individuals aged  $\geq 50$  years exposed to  
399 Delta variant, or in the subgroup excluding those studies with only VE data (**Supplemental**  
400 **Figures S5E, S7E, and S8D**).

401

402 **DISCUSSION**

403 This meta-analysis of 24 studies in older adults aged  $\geq 50$  years found that vaccination with  
404 mRNA-1273 was statistically significantly associated with lower risk of SARS-CoV-2  
405 infections, including asymptomatic, symptomatic, and severe infections, as well as  
406 hospitalizations and deaths due to COVID-19 compared with vaccination with BNT162b2.  
407 To our knowledge, this is the first such analysis of pairwise real-world evidence in adults  
408 aged 50 years or older. This evidence helps inform considerations about which vaccine to  
409 choose for older adults.

410 Older age has consistently been identified as a primary risk factor for worse outcomes with  
411 COVID-19 (6, 7, 8), with older adults accounting for the majority of COVID-19–related  
412 deaths (2, 3, 5, 62). This meta-analysis provides evidence for improved outcomes with the  
413 mRNA-1273 vaccine compared with the BNT162b2 vaccine in older adults. Similarly, high-  
414 dose and adjuvanted influenza vaccines have demonstrated improved outcomes over standard  
415 dose influenza vaccines in older adults (21, 22), and, as a result, these vaccines are  
416 preferentially recommended for the elderly population in many countries (63, 64).  
417 Immunology studies have also reported higher antibody production with the mRNA-1273  
418 vaccine compared with the BNT162b2 vaccine (19).

419 Findings from the sensitivity analysis using the second order meta-analysis approach were  
420 consistent with the overall results among older adults aged  $\geq 50$  years, except that there was  
421 no significant difference between mRNA vaccines for the outcome of COVID-19–related  
422 deaths. Consistent findings were also observed in subgroup analyses among adults aged  $\geq 65$   
423 years or  $\geq 75$  years, in adults aged  $\geq 50$  years who received exclusively three doses, in those  
424 who did not have CEV groups 1 and 2 conditions, and those infected by the Delta variant,  
425 and in the subgroup excluding studies that only reported VE. Across these subgroups,

426 vaccination with mRNA-1273 was associated with significantly fewer infections,  
427 symptomatic infections, and severe infections compared with vaccination with BNT162b2.  
428 Vaccination with mRNA-1273 was also associated with significantly fewer hospitalizations  
429 compared with vaccination with BNT162b2 in each subgroup. Similar results were observed  
430 for COVID-19–related death, except that there was no significant difference observed for this  
431 outcome between the vaccines in the subgroup of adults aged  $\geq 75$  years and in those infected  
432 with the Delta variant. Overall, the findings from the base-case analysis were confirmed by a  
433 broad range of sensitivity analyses considering different subgroups as well as different  
434 methodologies (i.e., second order approach and exclusion of VE studies), suggesting that the  
435 findings of the meta-analysis are robust.

436 Limitations of this systematic review and meta-analysis should be considered. Because all the  
437 studies included in the analysis were observational in nature, the certainty of evidence was  
438 graded as low or very low (type 3 or below). Furthermore, four of the 24 studies included in  
439 the meta-analysis had a serious risk of bias, and risk of bias was not estimable for one  
440 additional study due to lack of sufficient information. Importantly, the tight timelines for  
441 developing variant-adapted vaccines for COVID-19 limits the feasibility of large RCTs. In  
442 this context, estimates of the comparative effectiveness of COVID-19 vaccines based on real-  
443 world evidence provides crucial information to address important clinical questions and  
444 inform policy decisions regarding vaccination (65). Nevertheless, higher quality real-world  
445 evidence studies on vaccine effectiveness are needed, particularly for the outcomes of  
446 COVID-19–related hospitalizations and deaths. Possible publication bias was noted based on  
447 Egger’s regression test ( $P < 0.05$ ) for the outcomes of symptomatic infections and severe  
448 infections. However, the number of studies reporting symptomatic infections was small  
449 ( $n=5$ ), limiting the power of Egger’s regression test to accurately distinguish chance from  
450 true asymmetry. A combination of various endpoints, including severe infection (as defined

451 by the study), hospitalization, and death, was used to define a composite severe infections  
452 outcome in this meta-analysis, introducing additional heterogeneity. This may have  
453 contributed to the significant asymmetry observed for this outcome. Publication bias was not  
454 detected based on Egger's test for outcomes with sufficient numbers of studies in the  
455 evidence base (ie, for SARS-2-CoV-2 infections, hospitalizations, and deaths). The studies  
456 included in our meta-analysis showed a large amount of heterogeneity. This finding is  
457 possibly a reflection of the complex interactions between vaccination and contextual factors  
458 as they operate in the real world. However, such heterogeneity does introduce challenges in  
459 predicting true vaccine effectiveness under a given regimen, or for a given population.  
460 Various factors could have driven the observed heterogeneity, including differences in study  
461 populations, statistical approaches employed, definitions of outcomes (e.g., for severe  
462 COVID-19), analyzed time points after vaccination, and vaccination schedules and regimens.  
463 Such high heterogeneity may also be expected in older populations, in part due to the large  
464 heterogeneity in health status associated with underlying comorbidities, for example. Meta-  
465 regression accounting for some of the factors plausibly driving heterogeneity (such as varying  
466 time points of analysis after vaccination and vaccination schedules and regimes) could not be  
467 conducted due to sparse data. However, we performed multiple subgroup analyses to account  
468 for age differences (i.e., restricted to individuals aged  $\geq 65$  years and  $\geq 75$  years), differences  
469 in number of vaccine doses (i.e., restricted to individuals who received three doses),  
470 underlying medical conditions (i.e., excluding those with CEV group 1 and 2 conditions), and  
471 SARS-CoV-2 variant (i.e., restricted to a single variant of concern [Delta]) to better  
472 understand the source of heterogeneity. Heterogeneity continued to be observed across these  
473 sub-analyses. Notably, high heterogeneity has also been noted in meta-analyses of influenza  
474 vaccine effectiveness in older adults (21, 64, 66). Future studies and reviews examining  
475 which factors predict when, where, and for whom the vaccines show differential effectiveness

476 would be beneficial to address possible disparities in protection. Despite the high  
477 heterogeneity we observed, comprehensive sensitivity analyses considering only subsets of  
478 studies (i.e., excluding studies or groups of studies) were conducted, results of which  
479 highlight the robustness of effect sizes and the conclusion of the overall meta-analysis (67).

480 Our evidence synthesis has several considerable strengths. First, we used broad search terms  
481 and high-quality systematic literature review methodology, which included training reviewers  
482 and validating the included studies and extracted data. Second, we used advanced meta-  
483 analytical methods to include both studies reporting event and participant numbers by vaccine  
484 arm as well as studies reporting only VE. This approach allowed for inclusion of all available  
485 data, taking into account both within-study and between-study variability, resulting in more  
486 robust and reliable conclusions than would be possible if either only binary data or only VE  
487 data were included. We also carried out a sensitivity analysis using a second-order meta-  
488 analytical model which demonstrated similar results to the main analysis, corroborating the  
489 robustness of the data and the analytical methods employed. Finally, this evidence synthesis  
490 and meta-analysis provides important updates compared with previous analyses, notably  
491 providing results on the comparative effectiveness of the two available mRNA vaccines in  
492 preventing SARS-CoV-2 infections and associated severe outcomes.

## 493 **Conclusions**

494 Vaccination with mRNA-1273 was associated with significantly fewer asymptomatic,  
495 symptomatic, and severe infections; hospitalizations; and deaths due to COVID-19 than  
496 vaccination with BNT162b2 in older adults aged  $\geq 50$  years, and these differences generally  
497 persisted among subgroups of patients, including among older adults aged  $\geq 65$  years and  
498 adults aged  $\geq 50$  years who received three doses of the same vaccine. These results can inform

499 policy makers who wish to optimize vaccination programs at the population level, as well as  
500 health care professionals making individual-based recommendations to their patients.

501



502 **DATA SHARING STATEMENT**

503 The original contributions presented in the study are included in the article/Supplementary  
504 Material. Further inquiries can be directed to the corresponding author.

505 **AUTHOR CONTRIBUTIONS**

506 EB, KH, XW, and NG designed and performed the systematic literature review and meta-  
507 analysis and critically evaluated the manuscript. SK, MN, NKM, MM, and PS performed the  
508 systematic literature review and meta-analysis and critically evaluated the manuscript. EB,  
509 MTB-J, and NV conceptualized the article and provided oversight and critical evaluation of  
510 the manuscript. All authors contributed to the article and approved the submitted version.

511 **CONFLICTS OF INTEREST**

512 MTB-J, NV, and EB are employees of Moderna, Inc., and hold stock/stock options in the  
513 company. KH, XW, MN, NKM, MM, and PS are employees of ICON plc, a clinical research  
514 organization paid by Moderna, Inc., to conduct the study. SK is a former employee of ICON  
515 plc. NG is an independent consultant employed at University College of London, and was  
516 paid by Moderna, Inc., to conduct aspects of this study. This study was funded by Moderna,  
517 Inc. Authors employed by Moderna, Inc., were involved in the study design, analysis and  
518 interpretation of data, the writing of the manuscript, and the decision to submit the  
519 manuscript for publication.

520 **ACKNOWLEDGMENTS**

521 Writing assistance was provided by Erin Bekes, PhD, and Sheri Arndt, PharmD, of ICON  
522 (Blue Bell, PA, USA) in accordance with Good Publication Practice (GPP3) guidelines,  
523 funded by Moderna, Inc., and under the direction of the authors.

524

525 **REFERENCES**

526 1. World Health Organization (WHO). WHO Coronavirus (COVID-19) Dashboard 2023  
527 [updated Oct 18, 2023. Available from: <https://covid19.who.int/>.

528 2. Ahmad FB, Cisewski JA, Xu J, Anderson RN. COVID-19 Mortality Update - United  
529 States, 2022. MMWR Morb Mortal Wkly Rep. 2023;72(18):493-6.

530 3. World Health Organization (WHO). WHO Coronavirus (COVID-19) Dashboard:  
531 Confirmed and probable COVID-19 cases and deaths by age 2023 [updated October 16,  
532 2023. Available from:  
533 <https://app.powerbi.com/view?r=eyJrIjojYWVWRiZWVkbmU0Ni00MDAwLTIjYWVWtN2EwNTM3YjQzYmRmIiwidCI6ImY2MTBjMGI3LWJkMjQtNGIzOS04MTBiLTNkYzI4MGFmYjU5MCI6ImMiOjh9>.

536 4. Wong MK, Brooks DJ, Ikejezie J, Gacic-Dobo M, Dumolard L, Nedelec Y, et al.  
537 COVID-19 Mortality and Progress Toward Vaccinating Older Adults - World Health  
538 Organization, Worldwide, 2020-2022. MMWR Morb Mortal Wkly Rep. 2023;72(5):113-8.

539 5. Tejada-Vera B, Kramarow EA. COVID-19 Mortality in Adults Aged 65 and Over: United  
540 States, 2020. NCHS Data Brief. 2022(446):1-8.

541 6. Hu L, Chen S, Fu Y, Gao Z, Long H, Ren HW, et al. Risk Factors Associated With  
542 Clinical Outcomes in 323 Coronavirus Disease 2019 (COVID-19) Hospitalized Patients in  
543 Wuhan, China. Clin Infect Dis. 2020;71(16):2089-98.

544 7. Petrilli CM, Jones SA, Yang J, Rajagopalan H, O'Donnell L, Chernyak Y, et al. Factors  
545 associated with hospital admission and critical illness among 5279 people with coronavirus  
546 disease 2019 in New York City: prospective cohort study. BMJ. 2020;369:m1966.

547 8. Sung J, Choudry N, Bachour R. Development and validation of a simple risk score for  
548 diagnosing COVID-19 in the emergency room. Epidemiol Infect. 2020;148:e273.

- 549 9. Jacob J, Tesch F, Wende D, Batram M, Loser F, Weidinger O, et al. Development of a  
550 risk score to identify patients at high risk for a severe course of COVID-19. *Z Gesundh Wiss.*  
551 2023;1-10.
- 552 10. World Health Organization (WHO). WHO SAGE roadmap on uses of COVID-19  
553 vaccines in the context of OMICRON and substantial population immunity 2023 [updated  
554 March 30, 2023. Available from: [https://www.who.int/publications/i/item/WHO-2019-nCoV-](https://www.who.int/publications/i/item/WHO-2019-nCoV-Vaccines-SAGE-Roadmap)  
555 [Vaccines-SAGE-Roadmap](https://www.who.int/publications/i/item/WHO-2019-nCoV-Vaccines-SAGE-Roadmap).
- 556 11. Li Z, Liu S, Li F, Li Y, Li Y, Peng P, et al. Efficacy, immunogenicity and safety of  
557 COVID-19 vaccines in older adults: a systematic review and meta-analysis. *Front Immunol.*  
558 2022;13:965971.
- 559 12. SPIKEVAX. mRNA-1273. Cambridge, MA: ModernaTX, Inc.; 2022.
- 560 13. COMIRNATY. BNT162b2. New York, NY: Pfizer/BioNTech; 2022.
- 561 14. Baden LR, El Sahly HM, Essink B, Kotloff K, Frey S, Novak R, et al. Efficacy and Safety  
562 of the mRNA-1273 SARS-CoV-2 Vaccine. *N Engl J Med.* 2021;384(5):403-16.
- 563 15. Polack FP, Thomas SJ, Kitchin N, Absalon J, Gurtman A, Lockhart S, et al. Safety and  
564 Efficacy of the BNT162b2 mRNA Covid-19 Vaccine. *N Engl J Med.* 2020;383(27):2603-15.
- 565 16. Moderna I. Fact Sheet for Healthcare Providers Administering Vaccine (Vaccination  
566 Providers) Emergency Use Authorization (EUA) of the Moderna COVID-19 Vaccine to  
567 Prevent Coronavirus Disease 2019 (COVID-19): Primary Series for 12 Years and Older  
568 Cambridge, MA, USA: Moderna, Inc.; 2022 [updated December 8, 2022. Available from:  
569 <https://eua.modernatx.com/covid19vaccine-eua/eua-fact-sheet-providers.pdf>.
- 570 17. Pfizer/BioNTech. Fact Sheet for Healthcare Providers Administering Vaccine  
571 (Vaccination Providers) Emergency Use Authorization (EUA): Pfizer-BioNTech COVID-19  
572 Vaccine, Bivalent (Original and Omicron BA.4/BA.5) and Booster Dose for 12 Years of Age

573 and Older New York, NY, USA: Pfizer/BioNTech; 2022 [updated December 8, 2022].  
574 Available from: <https://labeling.pfizer.com/ShowLabeling.aspx?id=17675&format=pdf>.

575 18. Tahtinen S, Tong AJ, Himmels P, Oh J, Paler-Martinez A, Kim L, et al. IL-1 and IL-1ra  
576 are key regulators of the inflammatory response to RNA vaccines. *Nat Immunol*.  
577 2022;23(4):532-42.

578 19. Zhang L, More KR, Ojha A, Jackson CB, Quinlan BD, Li H, et al. Effect of mRNA-LNP  
579 components of two globally-marketed COVID-19 vaccines on efficacy and stability. *NPJ*  
580 *Vaccines*. 2023;8(1):156.

581 20. Cari L, Naghavi Alhosseini M, Mencacci A, Migliorati G, Nocentini G. Differences in the  
582 Expression Levels of SARS-CoV-2 Spike Protein in Cells Treated with mRNA-Based  
583 COVID-19 Vaccines: A Study on Vaccines from the Real World. *Vaccines (Basel)*.  
584 2023;11(4).

585 21. Coleman BL, Sanderson R, Haag MDM, McGovern I. Effectiveness of the MF59-  
586 adjuvanted trivalent or quadrivalent seasonal influenza vaccine among adults 65 years of age  
587 or older, a systematic review and meta-analysis. *Influenza Other Respir Viruses*.  
588 2021;15(6):813-23.

589 22. Lee JKH, Lam GKL, Shin T, Samson SI, Greenberg DP, Chit A. Efficacy and  
590 effectiveness of high-dose influenza vaccine in older adults by circulating strain and antigenic  
591 match: An updated systematic review and meta-analysis. *Vaccine*. 2021;39 Suppl 1:A24-  
592 A35.

593 23. Wang X, Haeussler K, Spellman A, Phillips LE, Ramiller A, Bausch-Jurken MT, et al.  
594 Comparative effectiveness of mRNA-1273 and BNT162b2 COVID-19 vaccines in  
595 immunocompromised individuals: a systematic review and meta-analysis using the GRADE  
596 framework. *Front Immunol*. 2023;14:1204831.

597 24. Schünemann HB, Jan; Guyatt, Gordon; Oxman, Andrew, editor. Handbook for grading  
598 the quality of evidence and the strength of recommendations using the GRADE approach:  
599 The GRADE Working Group; 2013.

600 25. Ahmed F, Temte JL, Campos-Outcalt D, Schünemann HJ. Methods for developing  
601 evidence-based recommendations by the Advisory Committee on Immunization Practices  
602 (ACIP) of the U.S. Centers for Disease Control and Prevention (CDC). Vaccine.  
603 2011;29(49):9171-6.

604 26. Page MJ, McKenzie JE, Bossuyt PM, Boutron I, Hoffmann TC, Mulrow CD, et al. The  
605 PRISMA 2020 statement: an updated guideline for reporting systematic reviews. BMJ.  
606 2021;372:n71.

607 27. WHO COVID-19 Research Database: user guide and information: World Health  
608 Organization; 2023 [updated September 1, 2023. Available from:  
609 <https://www.who.int/publications/m/item/quick-search-guide-who-covid-19-database#News>.

610 28. BC COVID Therapeutics Committee. Practice Tool #2 - Definitions of  
611 CEV/Immunosuppressed British Columbia, Canada: BC Centre for Disease Control; 2022  
612 [updated July 25, 2022. Available from: [http://www.bccdc.ca/Health-Professionals-  
613 Site/Documents/COVID-treatment/PracticeTool2\\_CEVCriteria.pdf](http://www.bccdc.ca/Health-Professionals-Site/Documents/COVID-treatment/PracticeTool2_CEVCriteria.pdf).

614 29. Wells GA, Shea B, O'Connell D, Peterson J, Welch V, Losos M, et al. The Newcastle-  
615 Ottawa Scale (NOS) for assessing the quality of nonrandomised studies in meta-analyses  
616 [Available from: [https://www.ohri.ca/programs/clinical\\_epidemiology/oxford.asp](https://www.ohri.ca/programs/clinical_epidemiology/oxford.asp).

617 30. DerSimonian R, Laird N. Meta-analysis in clinical trials. Control Clin Trials.  
618 1986;7(3):177-88.

619 31. VanderWeele TJ. Optimal approximate conversions of odds ratios and hazard ratios to  
620 risk ratios. Biometrics. 2020;76(3):746-52.

- 621 32. Bucher HC, Guyatt GH, Griffith LE, Walter SD. The results of direct and indirect  
622 treatment comparisons in meta-analysis of randomized controlled trials. *J Clin Epidemiol.*  
623 1997;50(6):683-91.
- 624 33. Daly C, Anwer S, Welton NJ, Dias S, Ades A. Meta-Analysis of Event Outcomes:  
625 Guideline Methodology Document 3: NICE Guidelines Technical Support Unit; 2021  
626 [Available from: [https://www.bristol.ac.uk/population-health-](https://www.bristol.ac.uk/population-health-sciences/centres/cresyda/mpes/nice/guideline-methodology-documents-gmds/)  
627 [sciences/centres/cresyda/mpes/nice/guideline-methodology-documents-gmds/](https://www.bristol.ac.uk/population-health-sciences/centres/cresyda/mpes/nice/guideline-methodology-documents-gmds/).
- 628 34. Sterne JA, Egger M. Funnel plots for detecting bias in meta-analysis: guidelines on choice  
629 of axis. *J Clin Epidemiol.* 2001;54(10):1046-55.
- 630 35. Sterne JAC, Egger M. Regression Methods to Detect Publication and Other Bias in Meta-  
631 Analysis. In: Rothstein HR, Sutton AJ, Borenstein M, editors. 2005.
- 632 36. Higgins JPT TJ, Chandler J, Cumpston M, Li T, Page MJ, Welch VA. Cochrane  
633 Handbook for Systematic Reviews of Interventions version 6.4 (updated August 2023):  
634 Cochrane. Available from [www.training.cochrane.org/handbook](http://www.training.cochrane.org/handbook); 2023.
- 635 37. Schwarzer G. meta: An R package for meta-analysis. *R News.* 2007;7(3):40-5.
- 636 38. Viechtbauer W. Conducting meta-analyses in R with the metafor package. *Journal of*  
637 *Statistical Software.* 2010;36(3):1-48.
- 638 39. Anderegg N, Althaus CL, Colin S, Hauser A, Laube A, Mausezahl M, et al. Assessing  
639 real-world vaccine effectiveness against severe forms of SARS-CoV-2 infection: an  
640 observational study from routine surveillance data in Switzerland. *Swiss Med Wkly.*  
641 2022;152:w30163.
- 642 40. Breznik JA, Rahim A, Kajaks T, Hagerman M, Bilaver L, Colwill K, et al. Protection  
643 from Omicron Infection in Residents of Nursing and Retirement Homes in Ontario, Canada. *J*  
644 *Am Med Dir Assoc.* 2023;24(5):753-8.

645 41. Grewal R, Kitchen SA, Nguyen L, Buchan SA, Wilson SE, Costa AP, et al. Effectiveness  
646 of a fourth dose of covid-19 mRNA vaccine against the omicron variant among long term  
647 care residents in Ontario, Canada: test negative design study. *BMJ*. 2022;378:e071502.

648 42. Butt AA, Talisa VB, Yan P, Shaikh OS, Omer SB, Mayr FB. Vaccine Effectiveness of 3  
649 Versus 2 Doses of Severe Acute Respiratory Syndrome Coronavirus 2 (SARS-CoV-2)  
650 mRNA Vaccines in a High-Risk National Population. *Clin Infect Dis*. 2022;75(1):e579-e84.

651 43. Hatfield KM, Baggs J, Wolford H, Fang M, Sattar AA, Montgomery KS, et al.  
652 Effectiveness of Coronavirus Disease 2019 (COVID-19) Vaccination Against Severe Acute  
653 Respiratory Syndrome Coronavirus 2 (SARS-CoV-2) Infection Among Residents of US  
654 Nursing Homes Before and During the Delta Variant Predominance, December 2020-  
655 November 2021. *Clin Infect Dis*. 2022;75(Suppl 2):S147-S54.

656 44. Kelly JD, Leonard S, Hoggatt KJ, Boscardin WJ, Lum EN, Moss-Vazquez TA, et al.  
657 Incidence of Severe COVID-19 Illness Following Vaccination and Booster With BNT162b2,  
658 mRNA-1273, and Ad26.COV2.S Vaccines. *Jama*. 2022;328(14):1427-37.

659 45. Moline HL, Whitaker M, Deng L, Rhodes JC, Milucky J, Pham H, et al. Effectiveness of  
660 COVID-19 Vaccines in Preventing Hospitalization Among Adults Aged  $\geq 65$  Years -  
661 COVID-NET, 13 States, February-April 2021. *MMWR Morb Mortal Wkly Rep*.  
662 2021;70(32):1088-93.

663 46. Puranik A, Lenehan PJ, Silvert E, Niesen MJM, Corchado-Garcia J, O'Horo JC, et al.  
664 Comparative effectiveness of mRNA-1273 and BNT162b2 against symptomatic SARS-CoV-  
665 2 infection. *Med*. 2022;3(1):28-41 e8.

666 47. Robles-Fontan MM, Nieves EG, Cardona-Gerena I, Irizarry RA. Effectiveness estimates  
667 of three COVID-19 vaccines based on observational data from Puerto Rico. *Lancet Reg  
668 Health Am*. 2022;9:100212.

669 48. Rosenberg ES, Dorabawila V, Easton D, Bauer UE, Kumar J, Hoen R, et al. Covid-19  
670 Vaccine Effectiveness in New York State. *N Engl J Med.* 2022;386(2):116-27.

671 49. Thompson MG, Stenehjem E, Grannis S, Ball SW, Naleway AL, Ong TC, et al.  
672 Effectiveness of Covid-19 Vaccines in Ambulatory and Inpatient Care Settings. *N Engl J*  
673 *Med.* 2021;385(15):1355-71.

674 50. Weng CH, Zhou S, Saal A, Hafferty M, McGuire DC, Chan PA. BNT162b2 and mRNA-  
675 1273 Vaccine Effectiveness against SARS-CoV-2 and Variants in the Urban Underserved  
676 Population. *R I Med J (2013).* 2023;106(1):26-8.

677 51. Lin DY, Gu Y, Wheeler B, Young H, Holloway S, Sunny SK, et al. Effectiveness of  
678 Covid-19 Vaccines over a 9-Month Period in North Carolina. *N Engl J Med.*  
679 2022;386(10):933-41.

680 52. Hung Nguyen V, Boileau C, Bogdanov A, Sredl M, Bonafede M, Ducruet T, et al.  
681 Relative Effectiveness of BNT162b2, mRNA-1273, and Ad26.COV2.S Vaccines and  
682 Homologous Boosting in Preventing COVID-19 in Adults in the US. *Open Forum Infectious*  
683 *Diseases.* 2023;10(7):ofad288.

684 53. Braeye T, Catteau L, Brondeel R, van Loenhout JAF, Proesmans K, Cornelissen L, et al.  
685 Vaccine effectiveness against transmission of alpha, delta and omicron SARS-COV-2-  
686 infection, Belgian contact tracing, 2021-2022. *Vaccine.* 2023;41(20):3292-300.

687 54. Lytras T, Kontopidou F, Lambrou A, Tsiodras S. Comparative effectiveness and  
688 durability of COVID-19 vaccination against death and severe disease in an ongoing  
689 nationwide mass vaccination campaign. *J Med Virol.* 2022;94(10):5044-50.

690 55. Voko Z, Kiss Z, Surjan G, Surjan O, Barcza Z, Palyi B, et al. Nationwide effectiveness of  
691 five SARS-CoV-2 vaccines in Hungary-the HUN-VE study. *Clin Microbiol Infect.*  
692 2022;28(3):398-404.



693 56. Voko Z, Kiss Z, Surjan G, Surjan O, Barcza Z, Wittmann I, et al. Effectiveness and  
694 Waning of Protection With Different SARS-CoV-2 Primary and Booster Vaccines During the  
695 Delta Pandemic Wave in 2021 in Hungary (HUN-VE 3 Study). *Front Immunol.*  
696 2022;13:919408.

697 57. Starrfelt J, Danielsen AS, Buanes EA, Juvet LK, Lyngstad TM, Ro GOI, et al. Age and  
698 product dependent vaccine effectiveness against SARS-CoV-2 infection and hospitalisation  
699 among adults in Norway: a national cohort study, July-November 2021. *BMC Med.*  
700 2022;20(1):278.

701 58. van Ewijk CE, Kooijman MN, Fanoy E, Raven SF, Middeldorp M, Shah A, et al.  
702 COVID-19 vaccine effectiveness against SARS-CoV-2 infection during the Delta period, a  
703 nationwide study adjusting for chance of exposure, the Netherlands, July to December 2021.  
704 *Euro Surveill.* 2022;27(45).

705 59. Chico-Sanchez P, Gras-Valenti P, Algado-Selles N, Jimenez-Sepulveda N, Vanaclocha H,  
706 Peiro S, et al. The effectiveness of mRNA vaccines to prevent SARS-CoV-2 infection and  
707 hospitalisation for COVID-19 according to the time elapsed since their administration in  
708 health professionals in the Valencian Autonomous Community (Spain). *Prev Med.*  
709 2022;163:107237.

710 60. Martinez-Baz I, Trobajo-Sanmartin C, Miqueleiz A, Guevara M, Fernandez-Huerta M,  
711 Burgui C, et al. Product-specific COVID-19 vaccine effectiveness against secondary  
712 infection in close contacts, Navarre, Spain, April to August 2021. *Euro Surveill.* 2021;26(39).

713 61. Kissling E, Hooiveld M, Martinez-Baz I, Mazagatos C, William N, Vilcu AM, et al.  
714 Effectiveness of complete primary vaccination against COVID-19 at primary care and  
715 community level during predominant Delta circulation in Europe: multicentre analysis, I-  
716 MOVE-COVID-19 and ECDC networks, July to August 2021. *Euro Surveill.* 2022;27(21).

717 62. Kim L, Garg S, O'Halloran A, Whitaker M, Pham H, Anderson EJ, et al. Risk Factors for  
718 Intensive Care Unit Admission and In-hospital Mortality Among Hospitalized Adults  
719 Identified through the US Coronavirus Disease 2019 (COVID-19)-Associated Hospitalization  
720 Surveillance Network (COVID-NET). *Clin Infect Dis.* 2021;72(9):e206-e14.

721 63. Grohskopf LA, Blanton LH, Ferdinands JM, Chung JR, Broder KR, Talbot HK, et al.  
722 Prevention and Control of Seasonal Influenza with Vaccines: Recommendations of the  
723 Advisory Committee on Immunization Practices - United States, 2022-23 Influenza Season.  
724 *MMWR Recomm Rep.* 2022;71(1):1-28.

725 64. Domnich A, de Waure C. Comparative effectiveness of adjuvanted versus high-dose  
726 seasonal influenza vaccines for older adults: a systematic review and meta-analysis. *Int J*  
727 *Infect Dis.* 2022;122:855-63.

728 65. Bhatt A. Real-world data in COVID-19 pandemic: An essential unmet health-care need.  
729 *Perspect Clin Res.* 2020;11(3):103-5.

730 66. Robert Koch Institut. STIKO: Aktualisierung der Influenza-Impfempfehlung für Personen  
731 im Alter von  $\geq 60$  Jahren. *Epidemiologisches Bulletin.* 2021(January).

732 67. Higgins JP. Commentary: Heterogeneity in meta-analysis should be expected and  
733 appropriately quantified. *Int J Epidemiol.* 2008;37(5):1158-60.

734 68. Bello-Chavolla OY, Antonio-Villa NE, Valdes-Ferrer SI, Fermin-Martinez CA,  
735 Fernandez-Chirino L, Vargas-Vazquez A, et al. Effectiveness of a nationwide COVID-19  
736 vaccination program in Mexico against symptomatic COVID-19, hospitalizations, and death:  
737 a retrospective analysis of national surveillance data. *Int J Infect Dis.* 2023;129:188-96.

738 69. Chemaitelly H, Ayoub HH, AlMukdad S, Coyle P, Tang P, Yassine HM, et al. Protection  
739 from previous natural infection compared with mRNA vaccination against SARS-CoV-2  
740 infection and severe COVID-19 in Qatar: a retrospective cohort study. *Lancet Microbe.*  
741 2022;3(12):e944-e55.

742 70. Harbord RM, Egger M, Sterne JA. A modified test for small-study effects in meta-  
743 analyses of controlled trials with binary endpoints. *Stat Med.* 2006;25(20):3443-57.

744 71. Oh I-S. Beyond Meta-Analysis: Secondary Uses of Meta-Analytic Data. *Annual Review*  
745 *of Organizational Psychology and Organizational Behavior.* 2020;7:125-53.

746 72. Grana C, Ghosn L, Evrenoglou T, Jarde A, Minozzi S, Bergman H, et al. Efficacy and  
747 safety of COVID-19 vaccines. *Cochrane Database Syst Rev.* 2022;12(12):CD015477.

748 73. Sadeghi S, Kalantari Y, Shokri S, Fallahpour M, Nafissi N, Goodarzi A, et al.  
749 Immunologic response, Efficacy, and Safety of Vaccines against COVID-19 Infection in  
750 Healthy and immunosuppressed Children and Adolescents Aged 2 - 21 years old: A  
751 Systematic Review and Meta-analysis. *J Clin Virol.* 2022;153:105196.

752 74. Feikin DR, Higdon MM, Abu-Raddad LJ, Andrews N, Araos R, Goldberg Y, et al.  
753 Duration of effectiveness of vaccines against SARS-CoV-2 infection and COVID-19 disease:  
754 results of a systematic review and meta-regression. *Lancet.* 2022;399(10328):924-44.

755 75. Asghar N, Mumtaz H, Syed AA, Eqbal F, Maharjan R, Bamboria A, et al. Safety,  
756 efficacy, and immunogenicity of COVID-19 vaccines; a systematic review. *Immunol Med.*  
757 2022;45(4):225-37.

758 76. Rahmani K, Shavaleh R, Forouhi M, Disfani HF, Kamandi M, Oskooi RK, et al. The  
759 effectiveness of COVID-19 vaccines in reducing the incidence, hospitalization, and mortality  
760 from COVID-19: A systematic review and meta-analysis. *Front Public Health.*  
761 2022;10:873596.

762 77. Korang SK, von Rohden E, Veroniki AA, Ong G, Ngalamika O, Siddiqui F, et al.  
763 Vaccines to prevent COVID-19: A living systematic review with Trial Sequential Analysis  
764 and network meta-analysis of randomized clinical trials. *PLoS One.* 2022;17(1):e0260733.

- 765 78. Mohammed I, Nauman A, Paul P, Ganesan S, Chen KH, Jalil SMS, et al. The efficacy  
766 and effectiveness of the COVID-19 vaccines in reducing infection, severity, hospitalization,  
767 and mortality: a systematic review. *Hum Vaccin Immunother.* 2022;18(1):2027160.
- 768 79. Zheng C, Shao W, Chen X, Zhang B, Wang G, Zhang W. Real-world effectiveness of  
769 COVID-19 vaccines: a literature review and meta-analysis. *Int J Infect Dis.* 2022;114:252-60.
- 770 80. Au WY, Cheung PP. Effectiveness of heterologous and homologous covid-19 vaccine  
771 regimens: living systematic review with network meta-analysis. *BMJ.* 2022;377:e069989.
- 772 81. Lv J, Wu H, Xu J, Liu J. Immunogenicity and safety of heterologous versus homologous  
773 prime-boost schedules with an adenoviral vectored and mRNA COVID-19 vaccine: a  
774 systematic review. *Infect Dis Poverty.* 2022;11(1):53.
- 775 82. Iheanacho CO, Eze UIH, Adida EA. A systematic review of effectiveness of BNT162b2  
776 mRNA and ChAdOx1 adenoviral vector COVID-19 vaccines in the general population. *Bull*  
777 *Natl Res Cent.* 2021;45(1):150.
- 778 83. Sharif N, Alzahrani KJ, Ahmed SN, Dey SK. Efficacy, Immunogenicity and Safety of  
779 COVID-19 Vaccines: A Systematic Review and Meta-Analysis. *Front Immunol.*  
780 2021;12:714170.
- 781 84. Rotshild V, Hirsh-Racah B, Miskin I, Muszkat M, Matok I. Comparing the clinical  
782 efficacy of COVID-19 vaccines: a systematic review and network meta-analysis. *Sci Rep.*  
783 2021;11(1):22777.
- 784 85. Chen M, Yuan Y, Zhou Y, Deng Z, Zhao J, Feng F, et al. Safety of SARS-CoV-2  
785 vaccines: a systematic review and meta-analysis of randomized controlled trials. *Infect Dis*  
786 *Poverty.* 2021;10(1):94.
- 787 86. Kow CS, Hasan SS. Real-world effectiveness of BNT162b2 mRNA vaccine: a meta-  
788 analysis of large observational studies. *Inflammopharmacology.* 2021;29(4):1075-90.

789

791 Table 1. Characteristics of studies included in the meta-analysis

Author, year	Study characteristics									Outcomes reported				
	Design	Country and data source	Age group(s)	CEV group 1/2	CEV group 3	SARS CoV-2 testing method	No. Vaccine doses	Study period	Vaccinated, n	Infection	Symptomatic infection	Severe infection <sup>a</sup>	Hospitalization	Death
Bello-Chavolla 2023 (68)	• Retrospective analysis	• Mexico • SISVER database	• ≥60 y	ND	Y	RT-PCR and/or antigen test	2 doses (MM vs PP)	Dec 2020–Sep 2021	• BNT162b2: 47,694 • mRNA-1273: 1,155	Y	N	Y	N	Y
Braeye 2023 (53)	• Retrospective cohort study	• Belgium • Belgium data collected between Jan 2021 and Jan 2022	• 65–85 y	ND	ND	RT-PCR test	2 doses (MM vs PP)	Jan 2021–Jan 2022	• BNT162b2: 13,613 • mRNA-1273: 1,155	Y	N	N	N	N
Breznik 2023 (40)	• Retrospective cohort study	• Canada • 17 nursing homes and 8 retirement homes in Ontario, Canada	• ≥50 y	ND	ND	Nasopharyngeal PCR and/or circulating antinucleocapsid IgG antibodies	3 doses (MMM vs PPP)	Dec 2021–May 2022	• BNT162b2: 478 • mRNA-1273: 420	Y	N	N	N	N
Butt 2022 (42)	• Retrospective cohort study	• USA • VA Healthcare System COVID-19 Shared Data Resource	• ≥50 y	Y	Y	PCR test	3 doses (MMM vs PPP)	Apr 2021–Sep 2021	• BNT162b2: 236,693 • mRNA-1273: 158,993	Y	Y	Y	Y	Y
Chemaitelly 2022 (69)	• Retrospective cohort study	• Qatar • The national, federated databases of the Qatar	• ≥50 y	ND	Y	PCR and/or antigen test	2 doses (MM vs PP)	Feb 2020–May 2022	• BNT162b2: 180,790 • mRNA-1273: 79,456	Y	N	N	N	N

	Study characteristics									Outcomes reported				
Author, year	Design	Country and data source	Age group(s)	CEV group 1/2	CEV group 3	SARS CoV-2 testing method	No. Vaccine doses	Study period	Vaccinated, n	Infection	Symptomatic infection	Severe infection <sup>a</sup>	Hospitalization	Death
		Ministry of Public Health												
Chico-Sanchez 2022 (59)	• Test-negative case control	<ul style="list-style-type: none"> <li>Spain</li> <li>Health Information Systems Analysis Service of the Ministry of Universal Health and Public Health</li> </ul>	• ≥60 y	Y	Y	PCR and/or antigen test	2 doses (MM vs PP)	Jan 2021–Jul 2021	<ul style="list-style-type: none"> <li>BNT162b2: 264</li> <li>mRNA-1273: 32</li> </ul>	Y	N	N	N	N
Grewal 2022 (41)	• Test-negative case control	<ul style="list-style-type: none"> <li>Canada</li> <li>Provincial databases</li> </ul>	• ≥60 y	Y	Y	RT-PCR test	3 doses (MMM vs PPP)	Dec 2021–Apr 2022	<ul style="list-style-type: none"> <li>BNT162b2: 48,706<sup>b</sup></li> <li>mRNA-1273: 57,604<sup>b</sup></li> </ul>	Y	Y	Y	N	N
Hatfield 2022 (43)	• Retrospective cohort study	<ul style="list-style-type: none"> <li>USA</li> <li>Data from 105 nursing homes</li> </ul>	• ≥50 y	Y	Y	RT-PCR and/or antigen test, or diagnostic code	2 doses (MM vs PP)	Dec 2020–Nov 2021	Pre-Delta period: <ul style="list-style-type: none"> <li>BNT162b2: 1196</li> <li>mRNA-1273: 466</li> </ul> Delta period: <ul style="list-style-type: none"> <li>BNT162b2: 687</li> <li>mRNA-1273: 409</li> </ul>	Y	N	N	N	N
Kelly 2022 (44)	• Retrospective cohort study	<ul style="list-style-type: none"> <li>USA</li> <li>Department of VA Corporate Data Warehouse and COVID19 Shared Data Resource</li> </ul>	• ≥65 y	N	N	Laboratory confirmed test, method not specified	3 doses (MMM vs PPP)	Jul 2021–May 2022	<ul style="list-style-type: none"> <li>BNT162b2: 83,998</li> <li>mRNA-1273: 100,751</li> </ul>	Y	Y	Y	N	N
Kissling 2022 (61)	• Test negative design	<ul style="list-style-type: none"> <li>Europe</li> <li>Medical records care/community study</li> </ul>	• ≥60 y	Y	Y	PCR or antigen test	2 doses (MM vs PP)	Jul 2021–Aug 2021	<ul style="list-style-type: none"> <li>BNT162b2: 2949</li> <li>mRNA-1273: 263</li> </ul>	Y	Y	N	N	N

	Study characteristics									Outcomes reported				
Author, year	Design	Country and data source	Age group(s)	CEV group 1/2	CEV group 3	SARS CoV-2 testing method	No. Vaccine doses	Study period	Vaccinated, n	Infection	Symptomatic infection	Severe infection <sup>a</sup>	Hospitalization	Death
		sites, questionnaire and vaccine registry linkage												
Lin 2022 (51)	• Retrospective cohort study	• USA • NC COVID	Overall: • ≥50 y Subgroup: • ≥65 y	ND	ND	Laboratory confirmed test, method not specified	2 doses (MM vs PP)	Dec 2020– Sep 2021	≥50 y: • BNT162b2: 1,474,746 • mRNA-1273: 1,379,569 ≥65 y: • BNT162b2: 694,655 • mRNA-1273: 734,228	Y	N	Y	Y	Y
Lytras 2022 (54)	• Retrospective cohort study	• Greece • Active surveillance and vaccination registry	• 60–79 y	ND	ND	PCR or antigen test	2 doses (MM vs PP)	Jan 2021– Dec 2021	• ND	N	N	Y	N	Y
Martinez-Baz 2021 (60)	• Prospective dynamic cohort study	• Spain • Regional vaccination register	• ≥60 y	ND	ND	RT-PCR and/or antigen test	2 doses (MM vs PP)	Apr 2021– Aug 2021	• BNT162b2: 2109 • mRNA-1273: 215	Y	N	N	N	N
Moline 2021 (45)	• Retrospective cohort study	• USA • COVID-NET	Overall: • ≥65 y Subgroup: • ≥75 y	ND	ND	Laboratory confirmed test, method not specified	2 doses (MM vs PP)	Feb 2021– Apr 2021	≥65 y: • BNT162b2: 258 • mRNA-1273: 112 ≥75 y: • BNT162b2: 185 • mRNA-1273: 56	N	N	Y	Y	N
Nguyen 2023 (52) <sup>c</sup>	• Retrospective cohort study	• USA • Integrated real-world electronic health record data set (Veradigm Health Insights),	Overall: • ≥65 y Subgroup: • ≥75 y	Y	Y	PCR or antigen test	3 doses (MMM vs PPP)	Feb 2021– Jan 2022	≥65 y: • BNT162b2: 45,285 • mRNA-1273: 45,285 ≥75 y: • BNT162b2: 11,404 • mRNA-1273: 11,404	Y	N	N	Y	N

	Study characteristics									Outcomes reported				
Author, year	Design	Country and data source	Age group(s)	CEV group 1/2	CEV group 3	SARS CoV-2 testing method	No. Vaccine doses	Study period	Vaccinated, n	Infection	Symptomatic infection	Severe infection <sup>a</sup>	Hospitalization	Death
		pharmacy and medical claims data												
Puranik 2022 (46)	• Retrospective cohort and test-negative case-control analysis	• USA • Health records (Mayo Clinic Health System)	Overall: • ≥50 y Subgroups: • ≥65 y • ≥75 y	ND	ND	PCR test	2 doses (MM vs PP)	Dec 2020– Sep 2021	≥50 y: • BNT162b2: 7119 • mRNA-1273: 4105 ≥65 y: • BNT162b2: 4,478 • mRNA-1273: 2,878 ≥75 y: • BNT162b2: 2,249 • mRNA-1273: 1,148	Y	Y	N	N	N
Robles-Fontan 2022 (47)	• Retrospective cohort study	• USA • National level data from Department of Health databases (BioPortal and Electronic Immunization System)	Overall: • ≥55 y Subgroups: • ≥65 y • ≥ 75 y	ND	ND	Laboratory confirmed test, method not specified	2 doses (MM vs PP)	Dec 2020– Oct 2021	≥55 y: • BNT162b2: 453,015 • mRNA-1273: 402,102 ≥65 y: • BNT162b2: 260,344 • mRNA-1273: 262,626 ≥75 y: • BNT162b2: 112,715 • mRNA-1273: 116,566	N	N	Y	Y	Y
Rosenberg 2022 (48)	• Surveillance-based cohort	• USA • Data from databases linked to cohort (CIR, NYSIIS, ECLRS, HERDS)	Overall: • ≥50 y Subgroup: • ≥65 y	ND	ND	PCR and/or antigen test	2 doses (MM vs PP)	May 2021– Sep 2021	≥50 y: • BNT162b2: 1,793,698 • mRNA-1273: 1,614,377 ≥65 y: • BNT162b2: 968,198 • mRNA-1273: 1,006,002	Y	N	Y	Y	N



Author, year	Study characteristics									Outcomes reported				
	Design	Country and data source	Age group(s)	CEV group 1/2	CEV group 3	SARS CoV-2 testing method	No. Vaccine doses	Study period	Vaccinated, n	Infection	Symptomatic infection	Severe infection <sup>a</sup>	Hospitalization	Death
Starrfelt 2022 (57)	• Retrospective cohort study	• Norway • Linked data from Norwegian National Preparedness Register for COVID-19 + six different registries	• ≥65 y	Y	Y	PCR test	3 doses (MMM vs PPP)	Jul 2021–Nov 2021	• ND	Y	N	Y	Y	N
Thompson 2021 (49)	• Test-negative case-control study	• USA • Data from the electronic records from the seven VISION US network	• ≥50 y	Y	Y	RT-PCR test	2 doses (MM vs PP)	Jan 2021–Jun 2021	• BNT162b2: 8,500 • mRNA-1273: 6,374	Y	N	N	N	N
van Ewijk 2022 (58)	• Test-negative case-control study	• Netherlands • Data from Public Health Service testing facilities	• ≥50 y	Y	Y	LFAT or RT-PCR or LAMP test	2 doses (MM vs PP)	Jul 2021–Dec 2021	• BNT162b2: 2,542 • mRNA-1273: 273	Y	N	N	N	N
Vokó 2022 (56)	• Retrospective cohort study (nationwide cohort study)	• Hungary • Data from National Public Health Centre	• ≥65 y	Y	Y	PCR and/or antigen test	3 doses (MMM vs PPP)	Sep 2021–Dec 2021	• ND	Y	N	Y	Y	Y
Vokó 2022a (55)	• Retrospective cohort study (nationwide cohort study)	• Hungary • Data from National Public Health Centre	Overall: • ≥55 y Subgroups: • ≥65 y • ≥75 y	ND	ND	PCR and/or antigen test	2 doses (MM vs PP)	Jan 2021–Jun 2021	≥55 y • BNT162b2: 845,906 • mRNA-1273: 116,247 ≥65 y: • BNT162b2: 613,035 • mRNA-1273: 80,521 ≥75 y:	Y	N	Y	N	Y

Author, year	Study characteristics									Outcomes reported				
	Design	Country and data source	Age group(s)	CEV group 1/2	CEV group 3	SARS CoV-2 testing method	No. Vaccine doses	Study period	Vaccinated, n	Infection	Symptomatic infection	Severe infection <sup>a</sup>	Hospitalization	Death
									<ul style="list-style-type: none"> <li>• BNT162b2: 302,956</li> <li>• mRNA-1273: 41,403</li> </ul>					
Weng 2023 (50)	<ul style="list-style-type: none"> <li>• Cohort study</li> </ul>	<ul style="list-style-type: none"> <li>• USA</li> <li>• Data from a major FQHC in Rhode Island</li> </ul>	<ul style="list-style-type: none"> <li>• ≥55 y</li> </ul>	ND	ND	RT-PCR test	2 doses (MM vs PP)	Jan 2021–Dec 2021	<ul style="list-style-type: none"> <li>• ND</li> </ul>	Y	N	N	N	N

792 CEV, clinically extremely vulnerable; CIR, Citywide Immunization Registry; COVID-NET, COVID-19–Associated Hospitalization  
793 Surveillance Network; ECLRS, Electronic Clinical Laboratory Reporting System; FQHC, federally qualified health center; HERDS, Health  
794 Electronic Response Data System; LAMP, loop-mediated isothermal amplification; LFAT, lateral-flow antigen test; N, no; NC COVID, North  
795 Carolina COVID-19 Surveillance System; ND, not disclosed; NYSIIS, New York City, and the New York State Immunization Information  
796 System; PCR, polymerase chain reaction; RT, reverse transcription; SISVER, Sistema de Vigilancia Epidemiológica de Enfermedades  
797 Respiratorias (nationwide sentinel surveillance system); VA, Veterans Affairs; Y, yes.

798 Vaccine dosing abbreviated as MM or MMM for 2 or 3 doses of mRNA-1273, respectively, and PP or PPP for 2 or 3 doses of BNT162b2,  
799 respectively.

800 <sup>a</sup>Derived severe infections (based on either severe infection as defined in the study or hospitalization data or death data).

801 <sup>b</sup>Number of vaccinated participants included in the infection analysis. For the symptomatic infection analysis, n=2139 (BNT162b2) and n=1831  
802 (mRNA-1273); for the severe infection analysis, n=1,638 (BNT162b2) and n=1,518 (mRNA-1273).

803 <sup>c</sup>Industry sponsored study (Moderna, Inc).

804 **Table 2. Summary of overall GRADE findings.**

Study, n	Study design	Certainty assessment					mRNA-1273, n/N (%)	BNT162b2, n/N (%)	Effect relative (95% CI)	Effect absolute (95% CI)	Certainty
		RoB	Inconsistency	Indirectness	Imprecision	Other considerations					
<b>SARS-CoV-2 infection</b>											
22	NR	Serious <sup>a</sup>	Serious <sup>b</sup>	Serious <sup>c</sup>	Serious <sup>d</sup>	Strong association	11,122/ 2,185,984 (0.51%)	21,068/ 3,273,582 (0.64%)	<b>RR 0.72</b> (0.64–0.80)	<b>442 fewer per 100,000</b> (from 570 fewer to 313 fewer)	Type 4 <sup>e</sup>
<b>Symptomatic SARS-CoV-2 infection</b>											
5	NR	Not serious	Serious <sup>f</sup>	Not serious	Very serious <sup>g</sup>	Strong association, possible publication bias	1,628/ 265,943 (0.61%)	2,980/ 332,898 (0.90%)	<b>RR 0.72</b> (0.62–0.83)	<b>609 fewer per 100,000</b> (from 980 fewer to 238 fewer)	Type 3 <sup>h</sup>
<b>Severe SARS-CoV-2 Infection</b>											
12	NR	Serious <sup>i</sup>	Not serious <sup>j</sup>	Serious <sup>k</sup>	Serious <sup>l</sup>	Strong association, possible publication bias	1,030/ 2,393,992 (0.04%)	2,025/ 3,414,948 (0.06%)	<b>RR 0.67</b> (0.57–0.78)	<b>20 fewer per 100,000</b> (from 29 fewer to 11 fewer)	Type 4 <sup>m</sup>
<b>Hospitalization due to COVID-19</b>											
8	NR	Serious <sup>n</sup>	Not serious <sup>o</sup>	Not serious <sup>p</sup>	Serious <sup>l</sup>	Strong association	872/ 2,220,757 (0.04%)	1,581/ 2,528,691 (0.06%)	<b>RR 0.65</b> (0.53–0.79)	<b>23 fewer per 100,000</b> (from 34 fewer to 12 fewer)	Type 3 <sup>h</sup>
<b>Death due to COVID-19</b>											
7	NR	Serious <sup>q</sup>	Not serious <sup>f</sup>	Not serious <sup>p</sup>	Serious <sup>s</sup>	Strong association	81.5/ 677,343 (0.01%)	345.5/ 1,535,615 (0.02%)	<b>RR 0.80</b> (0.64–0.99)	<b>2 fewer per 100,000</b> (from 6 fewer to 2 more)	Type 3 <sup>h</sup>

805 CI, confidence interval; COVID-19, coronavirus disease 2019; GRADE, Grading of Recommendations, Assessment, Development and  
 806 Evaluations; NR, nonrandomized studies; RoB, risk of bias; RR, risk ratio; SARS-CoV-2, severe acute respiratory syndrome coronavirus 2.

807 <sup>a</sup>Risk of bias in Breznik 2023 (40) and Chico-Sanchez 2022 (59).

808 <sup>b</sup> $I^2=94.4\%$ ,  $\chi^2=372.77$ ,  $p(Q)<0.0001$ , considerable heterogeneity.

809 <sup>c</sup>Outcome definitions rather heterogeneous (test-positive cases and symptomatic cases).

810 <sup>d</sup>In Chico-Sanchez 2022 (59), Starrfelt 2022 (57), and Weng 2023 (50), conversion approach results in wider 95% CI.

811 <sup>e</sup>Lower grading due to imprecision and indirectness due to varying outcome definitions (symptomatic and not further described COVID-19  
812 infection)

813 <sup>f</sup> $I^2=75.1\%$ ,  $\chi^2=16.06$ ,  $p(Q)<0.0001$ , considerable heterogeneity.

814 <sup>g</sup>In Butt 2022 (42) and Kissling 2022 (61), wide 95% CI due to low number of events.

815 <sup>h</sup>Lower grading due to imprecision. Type 3 due to nonrandomized studies.

816 <sup>i</sup>Risk of bias in Lytras 2022 (54) and Moline 2021 (45).

817 <sup>j</sup> $I^2=78.3\%$ ,  $\chi^2=50.58$ ,  $p(Q)<0.0001$ , considerable heterogeneity.

818 <sup>k</sup>Outcome definitions rather heterogeneous (defined as severe infection, hospitalization or death).

819 <sup>l</sup>In Moline 2021 (45), conversion approach results in wider 95% CI.

820 <sup>m</sup>Lower grading due to imprecision and indirectness due to varying outcome definitions (severe infection, defined as such, or hospitalization or  
821 death)

822 <sup>n</sup>Risk of bias in Moline 2021 (45).

823 <sup>o</sup> $I^2=85.4\%$ ,  $\chi^2=48$ ,  $p(Q)<0.0001$ , considerable heterogeneity.

824 <sup>p</sup>No indirect comparisons, outcome definitions in line.

825 <sup>q</sup>Risk of bias in Lytras 2022 (54).

826 <sup>r</sup>I<sup>2</sup>=0%,  $\chi^2=4.75$ , p(Q)=0.58, no issues of heterogeneity and inconsistency.

827 <sup>s</sup>In Butt 2022 (42), 0 events in both arms, therefore continuity correction of 0.5 necessary. This results in wide 95% CI.

828 **Table 3. Summary of GRADE findings by population subgroup.**

Study, n	Study design	Certainty assessment					mRNA-1273, n/N (%)	BNT162b2, n/N (%)	Effect, relative (95% CI)	Effect, absolute (95% CI)	Certainty
		RoB	Inconsistency	Indirectness	Imprecision	Other considerations					
<b>SARS-CoV-2 infection</b>											
<i>Age ≥65 y</i>											
10	NR	Not serious	Serious <sup>a</sup>	Serious <sup>b</sup>	Very serious <sup>c</sup>	Strong association	4647/ 1,236,592 (0.38%)	8816/ 1,728,607 (0.51%)	<b>RR 0.74</b> (0.62–0.88)	<b>216 fewer per 100,000</b> (from 333 fewer to 100 fewer)	Type 4 <sup>d</sup>
<i>Received 3 vaccine doses</i>											
7	NR	Serious <sup>e</sup>	Serious <sup>f</sup>	Serious <sup>b</sup>	Very serious <sup>g</sup>	Strong association	4071/ 363,053 (1.12%)	5302/ 415,160 (1.28%)	<b>RR 0.64</b> (0.54–0.74)	<b>1098 fewer per 100,000</b> (from 1535 fewer to 661 fewer)	Type 4 <sup>d</sup>
<b>Symptomatic SARS-CoV-2 infection</b>											
<i>Age ≥65 y</i>											
2	NR	Not serious	Serious <sup>h</sup>	Not serious	Not serious	Strong association	967/ 103,629 (0.93%)	1402/ 88,476 (1.58%)	<b>RR 0.74</b> (0.56–0.97)	<b>3030 fewer per 100,000</b> (from 8,844 fewer to 2,784 more)	Type 4 <sup>i</sup>
<i>Received 3 vaccine doses</i>											
3	NR	Not serious	Serious <sup>j</sup>	Not serious	Serious <sup>k</sup>	Strong association	1145/ 261,575 (0.44%)	1431/ 322,830 (0.44%)	<b>RR 0.74</b> (0.61–0.90)	<b>114 fewer per 100,000</b> (from 338 fewer to 111 more)	Type 4 <sup>i</sup>
<b>Severe SARS-CoV-2 Infection</b>											
<i>Age ≥65 y</i>											
8	NR	Serious <sup>l</sup>	Serious <sup>m</sup>	Serious <sup>n</sup>	Very serious <sup>o</sup>	Strong association	646/ 1,333,334 (0.05%)	1368/ 1,812,860 (0.08%)	<b>RR 0.65</b> (0.51–0.83)	<b>24 fewer per 100,000</b>	Type 4 <sup>p</sup>

Certainty assessment							mRNA-1273, n/N (%)	BNT162b2, n/N (%)	Effect, relative (95% CI)	Effect, absolute (95% CI)	Certainty
Study, n	Study design	RoB	Inconsistency	Indirectness	Imprecision	Other considerations					
										(from 41 fewer to 7 fewer)	
<i>Received 3 vaccine doses</i>											
4	NR	Not serious	Not serious <sup>q</sup>	Serious <sup>a</sup>	Serious <sup>k</sup>	Strong association	177/261,262 (0.07%)	261/322,329 (0.08%)	<b>RR 0.62</b> (0.44–0.88)	<b>10 fewer per 100,000</b> (from 16 fewer to 3 fewer)	Type 4 <sup>r</sup>
<b>Hospitalization due to COVID-19</b>											
<i>Age ≥65 y</i>											
7	NR	Serious <sup>l</sup>	Serious <sup>s</sup>	Not serious <sup>t</sup>	Serious <sup>g</sup>	Strong association	651/ 1,197,347 (0.05%)	1151/ 1,161,112 (0.10%)	<b>RR 0.69</b> (0.53–0.89)	<b>82 fewer per 100,000</b> (from 134 fewer to 29 fewer)	Type 3 <sup>u</sup>
<i>Received 3 vaccine doses</i>											
3	NR	Not serious	Serious <sup>v</sup>	Not serious <sup>t</sup>	Serious <sup>w</sup>	Strong association	43/ 204,278 (0.02%)	90/ 281,978 (0.03%)	<b>RR 0.55</b> (0.37–0.82)	<b>11 fewer per 100,000</b> (from 18 fewer to 3 fewer)	Type 4 <sup>x</sup>
<b>Death due to COVID-19</b>											
<i>Age ≥65 y</i>											
4	NR	Not serious	Not serious <sup>y</sup>	Not serious <sup>t</sup>	Very serious <sup>z</sup>	Strong association	37/ 226,581 (0.02%)	292/ 760,664 (0.04%)	<b>RR 0.72</b> (0.54–0.98)	<b>11 fewer per 100,000</b> (from 19 fewer to 4 fewer)	Type 4 <sup>x</sup>
<i>Received 3 vaccine doses</i>											
2	NR	Not serious	Not serious <sup>aa</sup>	Not serious <sup>t</sup>	Very serious <sup>bb</sup>	None	0.5/ 158,994 (0%)	0.5/ 236,694 (0%)	<b>RR 1.01</b> (0.64–1.57)	<b>0.10 fewer per 100,000</b> (from 0.93 fewer to 1.13 more)	Type 4 <sup>x</sup>

829 CI, confidence interval; COVID-19, coronavirus disease 2019; GRADE, Grading of Recommendations, Assessment, Development and  
830 Evaluations; NR, nonrandomized studies; R, randomized studies; RoB, risk of bias; RR, risk ratio; SARS-CoV-2, severe acute respiratory  
831 syndrome coronavirus 2.

832 <sup>a</sup> $I^2=89.5\%$ ,  $\chi^2=85.96$ ,  $p(Q)<0.0001$ , considerable heterogeneity.

833 <sup>b</sup>Outcome definitions rather heterogeneous (test-positive cases and symptomatic cases).

834 <sup>c</sup>In Weng 2023 (50), conversion approach results in wider 95% CI.

835 <sup>d</sup>Lower grading due to imprecision and indirectness due to varying outcome definitions (symptomatic and not further described COVID-19  
836 infection).

837 <sup>e</sup>Risk of bias in Breznik 2023 (40).

838 <sup>f</sup> $I^2=80.8\%$ ,  $\chi^2=31.26$ ,  $p(Q)<0.0001$ , considerable heterogeneity.

839 <sup>g</sup>In Starrfelt 2022 (57), conversion approach results in wider 95% CI.

840 <sup>h</sup> $I^2=90.8\%$ ,  $\chi^2=10.87$ ,  $p(Q)<0.0001$ , considerable heterogeneity.

841 <sup>i</sup>Type 4 due to nonrandomized studies and limited evidence.

842 <sup>j</sup> $I^2=79.0\%$ ,  $\chi^2=9.53$ ,  $p(Q)=0.01$ , considerable heterogeneity.

843 <sup>k</sup>In Butt 2022 (42), low number of events results in wider 95% CI.

844 <sup>l</sup>Risk of bias in Moline 2021 (45).

845 <sup>m</sup> $I^2=63.5\%$ ,  $\chi^2=19.17$ ,  $p(Q)=0.01$ , substantial heterogeneity.

846 <sup>n</sup>Outcome definitions rather heterogeneous (defined as severe infection, hospitalization or death).

847 <sup>o</sup>In Moline 2021 (45), wide 95% CI due to conversion approach.



848 <sup>p</sup>Lower grading due to imprecision and indirectness due to varying outcome definitions (severe infection, defined as such, or hospitalization or  
849 death)

850 <sup>q</sup> $I^2=60.4%$ ,  $\chi^2=7.57$ ,  $p(Q)=0.06$ , substantial heterogeneity.

851 <sup>r</sup>Lower grading due to limited evidence, imprecision and indirectness due to varying outcome definitions (severe infection, defined as such, or  
852 hospitalization or death)

853 <sup>s</sup> $I^2=72.0%$ ,  $\chi^2=21.42$ ,  $p(Q)<0.0001$ , substantial heterogeneity.

854 <sup>t</sup>No indirect comparisons, outcome definitions in line.

855 <sup>u</sup>Lower grading due to imprecision and inconsistency.

856 <sup>v</sup> $I^2=47.5%$ ,  $\chi^2=3.81$ ,  $p(Q)=0.15$ , moderate heterogeneity.

857 <sup>w</sup>In Butt 2022, there were only 2 events in the mRNA-1273 arm, resulting in wide 95% CI.

858 <sup>x</sup>Lower grading due to imprecision and limited evidence.

859 <sup>y</sup> $I^2=10.9%$ ,  $\chi^2=3.37$ ,  $p(Q)=0.34$ , no issues of heterogeneity and inconsistency.

860 <sup>z</sup>In Lin 2022 (51), wide 95% CI due to conversion approach.

861 <sup>aa</sup> $I^2=0%$ ,  $\chi^2=0.04$ ,  $p(Q)=0.84$ ; no issues of heterogeneity and inconsistency.

862 <sup>bb</sup>In Butt 2022 (42), 0 events in Spikevax and Comirnaty arms, therefore continuity correction adding 0.5 was necessary, resulting in wide 95%  
863 CI.

864

865 **FIGURE LEGENDS**

866 **Figure 1. PRISMA flow diagram.** <sup>a</sup>Databases searched include ICTRP, EMBASE,  
867 EuropePMC, medRxiv, Web of Science, ProQuest Central, Academic Search Complete,  
868 Scopus, and COVIDWHO. <sup>b</sup>16 recently published SLRs and internal documents from  
869 Moderna, Inc were cross-checked. <sup>c</sup>One study (39) was excluded from the network meta-  
870 analysis because the presented data were not comparable to the data from other studies. SLR,  
871 systematic literature review.

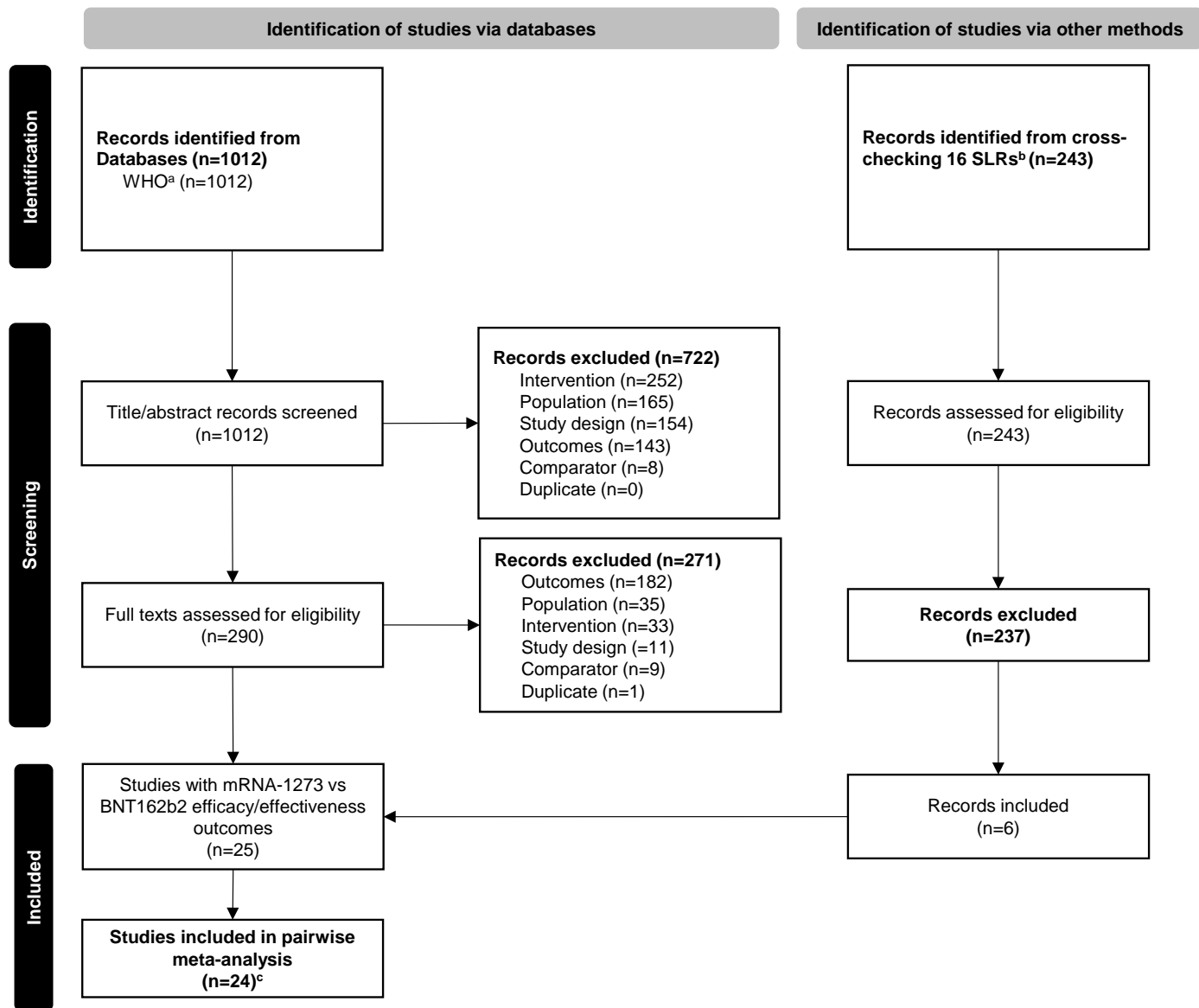
872 **Figure 2. Summary of meta-analysis results on clinical effectiveness outcomes of the**  
873 **mRNA-1273 versus BNT162b2 COVID-19 vaccines in the overall population of older**  
874 **adults aged  $\geq 50$  years.**

875 **Figure 3. Meta-analysis results comparing the mRNA-1273 versus BNT162b2 COVID-**  
876 **19 vaccines in the overall population of older adults aged  $\geq 50$  years by study for (A)**  
877 **SARS-CoV-2 infection; (B) laboratory-confirmed symptomatic SARS-CoV-2 infection;**  
878 **(C) severe SARS-CoV-2 infection; (D) hospitalization due to COVID-19; and (E) death**  
879 **due to COVID-19.**

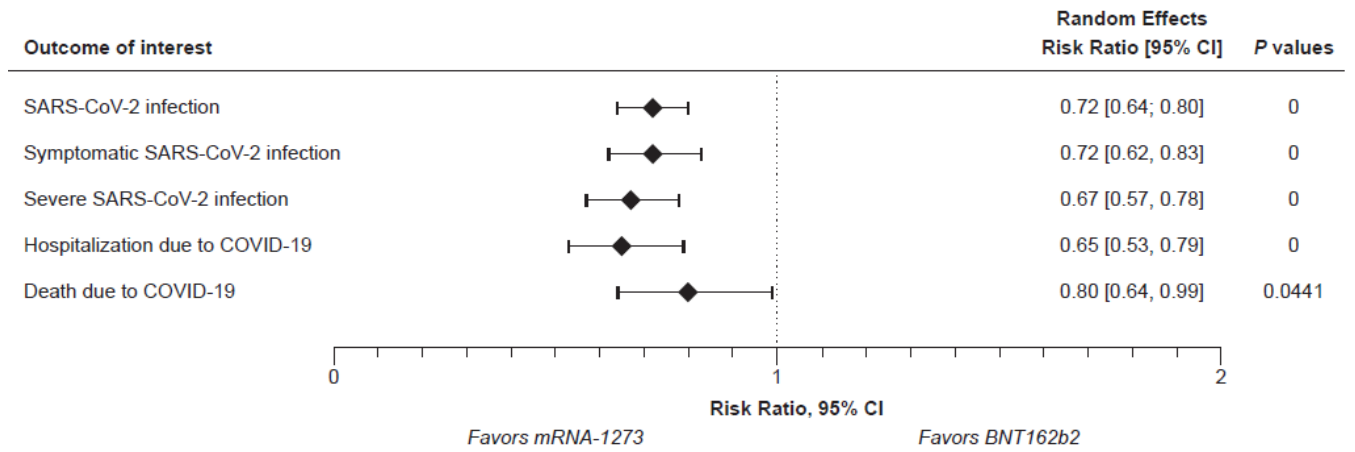
880 **Figure 4. Summary of sensitivity meta-analyses on clinical effectiveness outcomes of the**  
881 **mRNA-1273 versus BNT162b2 COVID-19 vaccines (A) using the second order**  
882 **methodological approach<sup>a</sup> and in subgroups of (B) older adults aged  $\geq 65$  years; and (C)**  
883 **older adults aged  $\geq 50$  years who received exclusively 3 doses.** <sup>a</sup>Results of the second-order  
884 methodological approach for the outcome of symptomatic infection are not presented because  
885 the results are identical to the results of the main analysis (no conversion was necessary for  
886 this outcome in the main analysis).

887

889 Figure 1. PRISMA flow diagram.



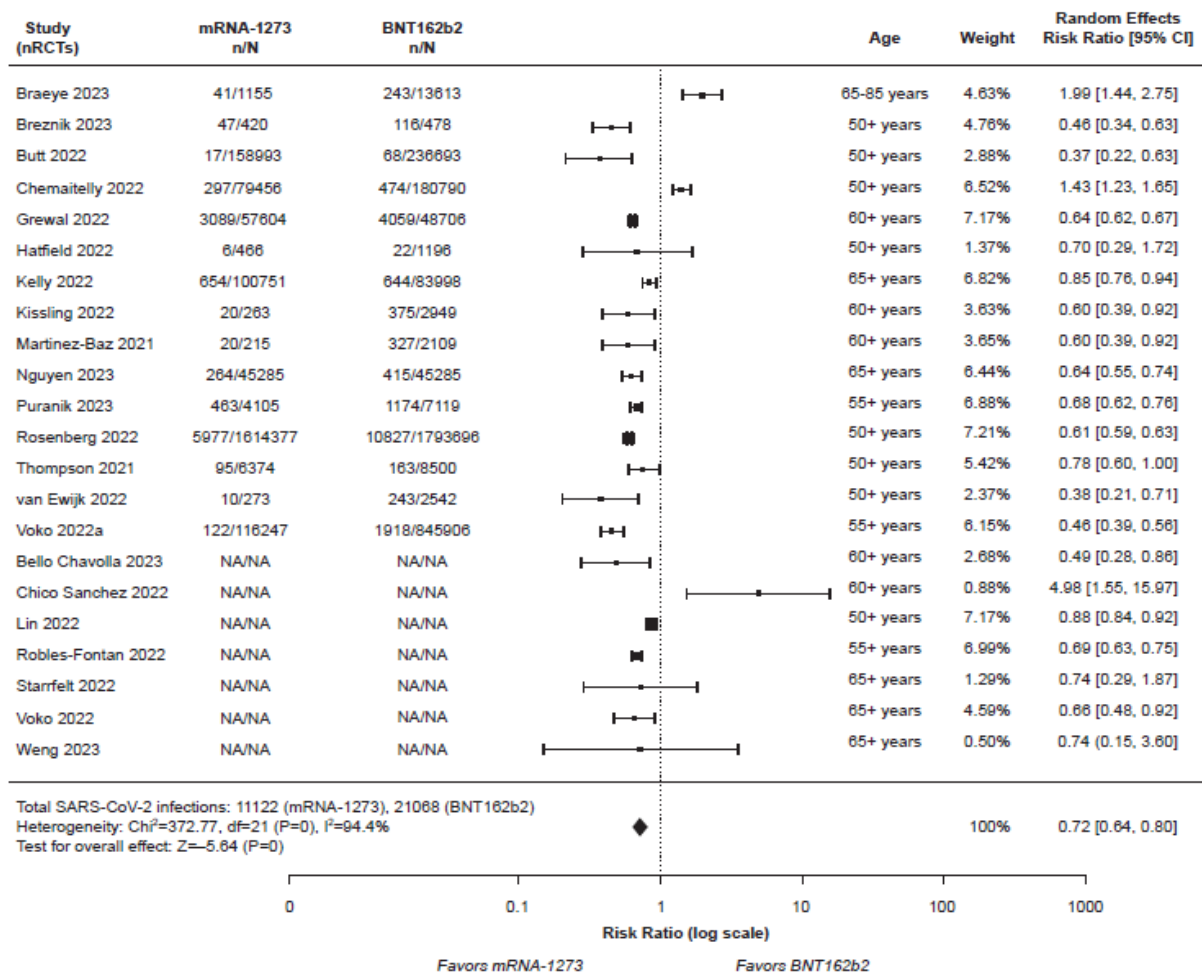
891 **Figure 2. Summary of meta-analysis results on clinical effectiveness outcomes of the**  
 892 **mRNA-1273 versus BNT162b2 COVID-19 vaccines in the overall population of older**  
 893 **adults aged  $\geq 50$  years.**



894

895 **Figure 3. Meta-analysis results comparing the mRNA-1273 versus BNT162b2 COVID-**  
 896 **19 vaccines in the overall population of older adults aged  $\geq 50$  years by study for (A)**  
 897 **SARS-CoV-2 infection; (B) laboratory-confirmed symptomatic SARS-CoV-2 infection;**  
 898 **(C) severe SARS-CoV-2 infection; (D) hospitalization due to COVID-19; and (E) death**  
 899 **due to COVID-19.**

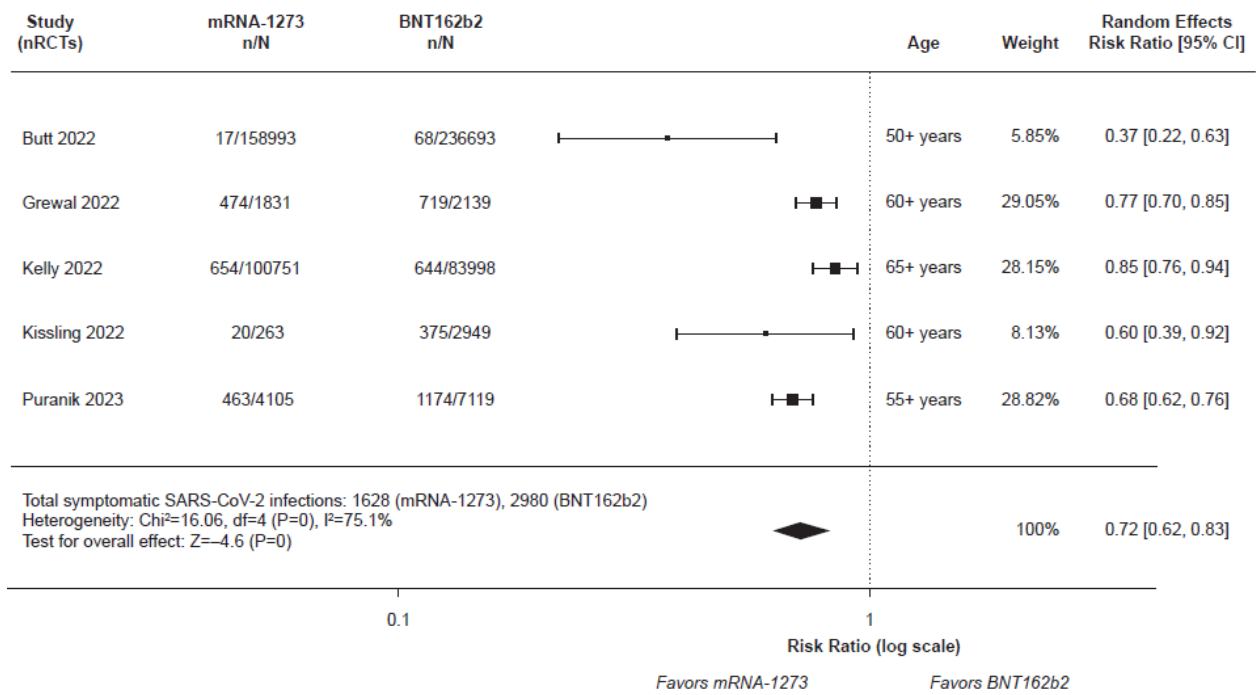
900 **(A)**



901

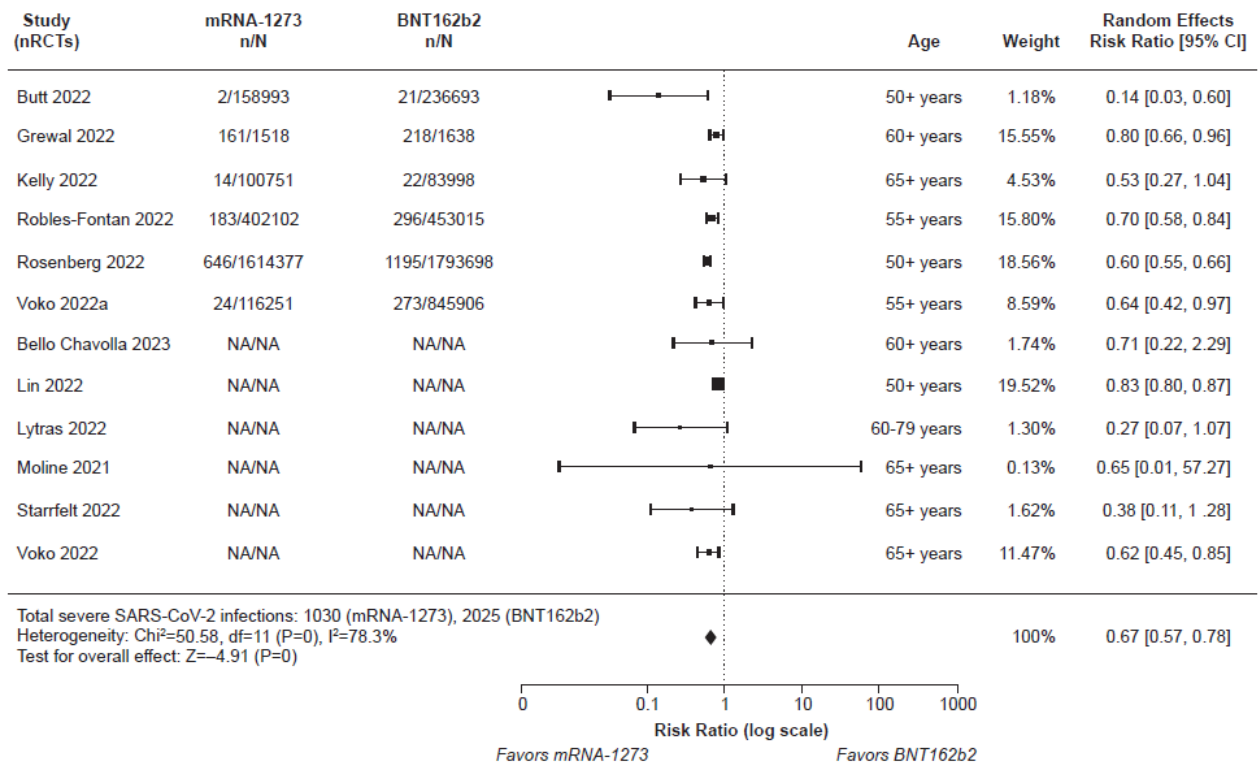
902

903 (B)



904

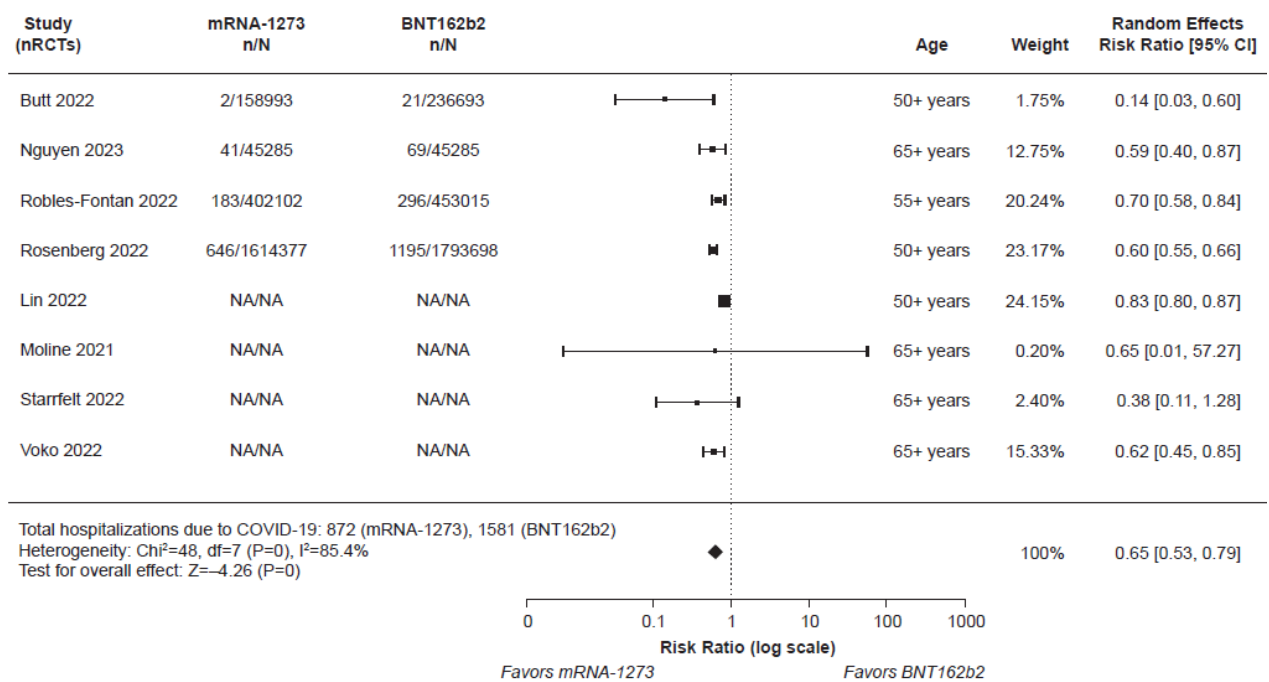
905 (C)



906

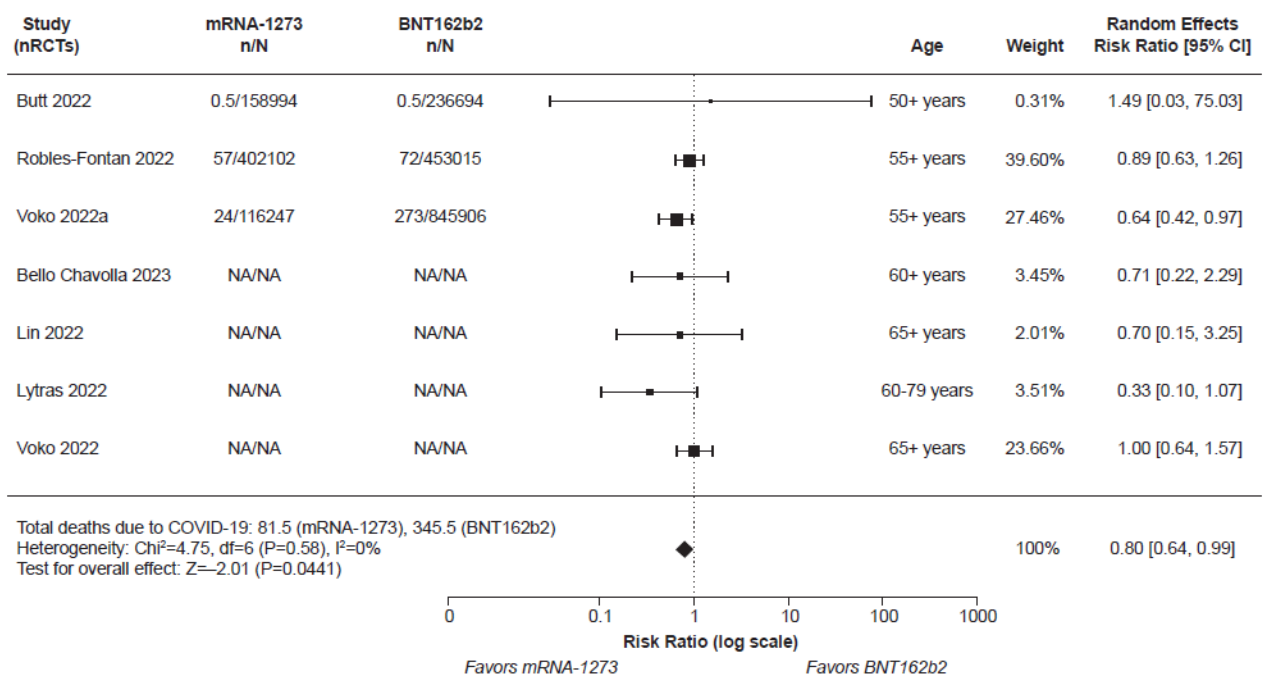
907

908 (D)



909

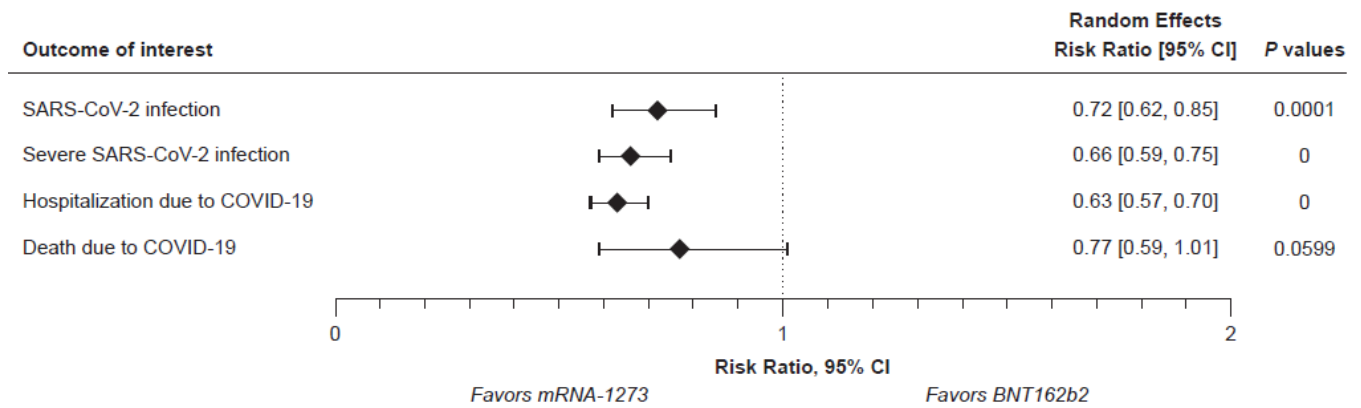
910 (E)



911

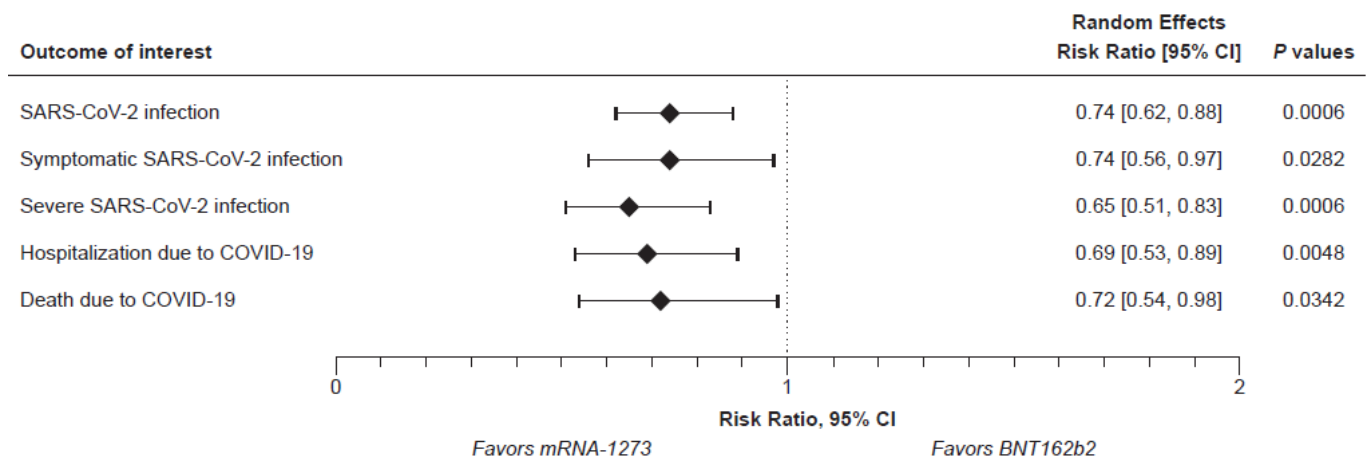
912 **Figure 4. Summary of sensitivity meta-analyses on clinical effectiveness outcomes of the**  
 913 **mRNA-1273 versus BNT162b2 COVID-19 vaccines (A) using the second order**  
 914 **methodological approach<sup>a</sup> and in subgroups of (B) older adults aged  $\geq 65$  years; and (C)**  
 915 **older adults aged  $\geq 50$  years who received exclusively three doses.** <sup>a</sup>Results of the second-  
 916 order methodological approach for the outcome of laboratory-confirmed symptomatic  
 917 infection are not presented because the results are identical to the results of the main analysis  
 918 (no conversion was necessary for this outcome in the main analysis).

919 **(A) Second order methodological approach**



920

921 **(B) Older adults aged  $\geq 65$  years**

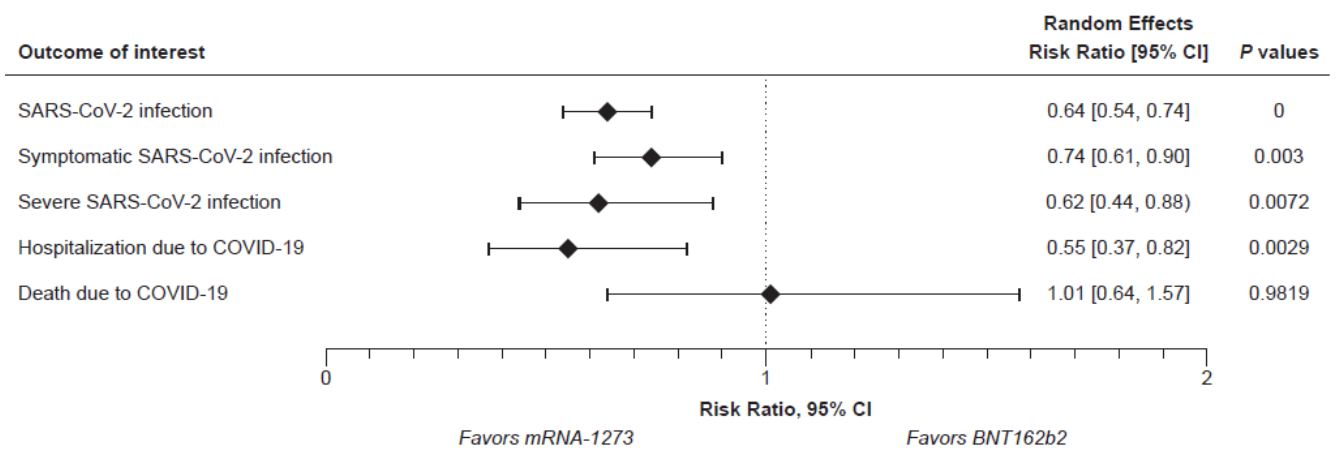


922

923



924 (C) Older adults aged  $\geq 50$  years who received exclusively three doses



925