

1 **Two-years mothering into the pandemic: Impact of the three COVID-19 waves in the**
2 **Argentinian postpartum women’s mental health**

3
4 **Authors and affiliations**

5 Agustín Ramiro Miranda^{a*}, Ana Veronica Scotta^{b,c}, Mariela Valentina Cortez^{b,c}, Elio Andrés
6 Soria^{b,c}

7 a) Montpellier Interdisciplinary Center on Sustainable Agri-food Systems (MoISA),
8 University of Montpellier, CIRAD, CIHEAM-IAMM, INRAE, Institut Agro, IRD.
9 Montpellier, France.

10 b) Universidad Nacional de Córdoba, Facultad de Ciencias Médicas. Córdoba,
11 Argentina.

12 c) Consejo Nacional de Investigaciones Científicas y Técnicas, INICSA. Córdoba,
13 Argentina.

14
15 ***Corresponding author**

16 E-mail: agustin.miranda@ird.fr (ARM)

17

18

19

20 **Abstract**

21 The COVID-19 pandemic disproportionately affects certain vulnerable groups, including
22 postpartum women. Thus, this work aimed to analyze the mental health evolution in
23 Argentinian postpartum women during the first three waves of COVID-19 and its determinants.
24 In this repeated cross-sectional study, data were collected during the three waves of COVID-
25 19: May-July/2020 (n=319), April-August/2021 (n=340), and December/2021- March/2022
26 (n=341). Postpartum depression (PDSS-SF), insomnia (ISI), and perceived stress symptoms
27 (PSS-C) were used. Statistical analyses included multivariate logistic regression, analysis of
28 variance, and structural equation modeling to test for temporal trends in mental health
29 indicators during the pandemic and to identify their determinants. The prevalence rates of
30 postpartum depression and insomnia rose from 37% to 60% and 46% to 62%, respectively. In
31 contrast, pandemic-related stress decreased. Certain factors increased maternal risk of mental
32 symptoms: unemployment status, no medical support, reduced family size, remote working,
33 advanced maternal age, late postpartum, multiparity, and living in the least developed region
34 of Argentina. Structural equation modeling confirmed a process of pandemic-stress adaptation,
35 although there is a persistent increment of postpartum depression and consequent increased
36 insomnia. Postpartum women's mental health was worsened during the COVID-19 pandemic.
37 Although women have become more able to cope and perceive less pandemic-related stress,
38 its social and economic impact still persists and puts them at higher psychological risk. Thus,
39 health systems must ensure the women's well-being to deal with current and future
40 consequences of this epidemiological scenario.

41 **Keywords:** Postpartum Depression; Sleep; Psychological distress; COVID-19; Pandemics;
42 Social Determinants of Health.

43

44

45 **Introduction**

46 Since its inception, the COVID-19 pandemic has impacted people's daily lives
47 worldwide [1]. Government measures to mitigate viral transmission, the fear of becoming
48 infected, the loss of loved ones, and the economic impact, among others, have been stressors
49 for psychosocial risk [1]. This critical situation has increased mental disorders, such as
50 depression, anxiety, and insomnia, especially in the most vulnerable populations [2]. In this
51 regard, women during peripartum are particularly susceptible to the negative effects of
52 pandemic stressors. As such, the prevalence of postpartum depression has increased during the
53 pandemic, driven by several contributing factors, including overmedicalization of obstetric
54 health care, fear about getting infected, gender disparity in the allocation of caregiving
55 responsibilities, economic adversities, and social isolation [3,4].

56 Postpartum depression is one of the most prevalent mental disorders in women after
57 childbirth and usually occurs up to the first year after that, affecting the mother-child-family
58 relationship [5]. Women suffering from postpartum depression may exhibit a persistent low
59 mood, a disinterest or inability to derive pleasure from usual activities, disruptions in sleep and
60 eating patterns, a significant reduction in energy, feelings of worthlessness or guilt, difficulty
61 concentrating, increased irritability and anger, heightened anxiety, and, in severe cases, even
62 thoughts of self-harm or suicide [5]. The global prevalence of postpartum depression before
63 the COVID-19 pandemic was estimated at around 17% [6]. Studies conducted during the
64 pandemic estimated an increase, with meta-analyses reporting prevalence rates between 28 and
65 34% [3,7]. In Argentina, a study conducted during the first wave of COVID-19 in 2020 reported
66 that 37% of postpartum women were depressed [4]. Moreover, it was associated with the
67 duration of social isolation and linked to insomnia and cognitive dysfunction. Studying this
68 condition is of utmost importance, as it has many negative effects on both child and maternal
69 physical and mental health [5].

70 On the other hand, the pandemic has modified people's sleep. In this sense, the
71 estimated global prevalence of insomnia within the first year of the pandemic was
72 approximately 44% of the general population [8], while it affected between 34% and 49% of
73 peripartum women in the same period [9,10]. In Argentina, Miranda et al. documented a 46%
74 prevalence in postpartum women during the first wave [4].

75 Sleep problems and postpartum depression have been triggered by pandemic-related
76 stressors. Some meta-analyses using studies conducted during the first year of the pandemic,
77 estimated a global prevalence of psychological stress between 45 and 50% [8,11]. Concerning
78 peripartum women, the meta-analysis published by Demissie and Bitew reported a 56%
79 prevalence of stress [9]. Furthermore, perceived pandemic stress was associated with a history
80 of mood disorders, pregnancy loss, health problems in their children, economic impact, and
81 fear of contracting COVID-19, among others, in postpartum women from Argentina [12].

82 Consequently, this work aimed to analyze the mental health evolution in Argentinian
83 postpartum women during the first three waves of COVID-19 and its risk and protective
84 factors.

85

86 **Materials and methods**

87 **Subjects and design**

88 For this repeated cross-sectional study, self-report online questionnaires were
89 administered to 1,000 postpartum women from Argentina, who participated during the first
90 three outbreaks of COVID-19: first wave (n=319, from May 11th to July 24th, 2020), the second
91 wave (n=340, from April 20th to August 17th, 2021), and third wave (n=341, from December
92 20th, 2021 to March 10th, 2022). Fig 1 shows the social, economic, political and health
93 characteristics during the first three waves of COVID-19 in Argentina. Women were recruited
94 from public hospitals, private clinics, and online community recruitment. Inclusion criteria

95 were: adult (≥ 18 years old), living in Argentina, and postpartum (first twelve months). A
96 written consent in the first section of online survey was given to all participants before filling
97 the questionnaire. This research was approved by the corresponding Research Ethics
98 Committee (registration codes REPIS-3177; REPIS-011), following the Declaration of
99 Helsinki and current legislation. Recruitment campaigns were conducted during the periods of
100 higher infections, in which postpartum women were invited to voluntarily participate in an
101 online survey regarding the impact of the pandemic on their health. The campaigns using social
102 media were achieved by the following three methods: (1) joining and sharing in existing
103 community Facebook groups about maternity and pregnancy, (2) through a campaign directed
104 to postpartum women on Instagram, (3) by sending the online link of the survey through
105 WhatsApp. In addition, women attending health centers for newborn screening were invited to
106 participate by offering them the name of the Facebook or Instagram account, or by providing
107 them with the link to the survey via WhatsApp. These methods enabled snowball sampling
108 where users could like, share, and circulate the social media post among others. There was no
109 paid advertising nor compensation for participation in the research.

110

111 **Fig 1. Social, economic, political and health characteristics during the first three waves of**
112 **COVID-19 in Argentina.** *Estimates of the epidemiological week with the most cases during
113 the wave are presented, according to the report of the Ministry of Health of Argentina. Socio-
114 economic statistics were taken from the national Institute of Statistics and Census of Argentina.

115

116 **Instruments**

117 **Postpartum depression**

118 The Spanish version of the Postpartum Depression Screening Scale-Short Form
119 (PDSS-SF) is a widely used 7-item scale to assess symptoms suggestive of depressive disorders

120 during the last two weeks: sleep/eating disturbances, anxiety/insecurity, emotional lability,
121 mental confusion, loss of self, guilt/shame, and suicidal thoughts [13]. Participants rated each
122 item using a 5-point Likert scale, ranging from 1 (“strongly disagree”) to 5 (“strongly agree”).
123 The total PDSS-SF score varies from 7 to 35, with higher scores suggesting a greater level of
124 postpartum depression. A cut-off score of 17 or greater suggests a clinically significant level
125 of depression (89% sensitivity and 77% specificity) [4]. PDSS-SF showed an acceptable
126 reliability ($\alpha=0.841$).

127

128 **Insomnia**

129 The Spanish version of the Insomnia Severity Index (ISI) is a questionnaire comprising
130 seven items designed to evaluate the nature, severity, and impact of insomnia during the
131 previous month. This traditional tool encompasses the subsequent aspects: severity of sleep
132 onset, sleep maintenance, early morning awakening problems, sleep dissatisfaction,
133 interference of sleep difficulties with daytime functioning, noticeability of sleep problems by
134 others, and distress caused by sleep difficulties [14]. Each item is rated on a 5-point Likert
135 scale, ranging from 0 to 4, where a score of 0 indicates the absence of any sleep-related concern
136 ("no problem") while a score of 4 corresponds to a very severe problem. The items are summed
137 to result in total scores ranging from 0 to 28, with higher scores indicating more severe
138 insomnia and a higher impact on life quality. A cut-off of ≥ 10 was used to identify clinically
139 significant symptomatology, with a sensitivity of 86% and a specificity of 88% [4,14]. ISI
140 exhibited adequate reliability ($\alpha=0.822$).

141

142 **Perceived stress**

143 The Spanish version of the COVID-19 Pandemic-related Perceived Stress Scale (PSS-
144 C) is a 10-item scale assessing the extent to which pandemic-related situations are appraised as

145 stressful during the past month [15]. The participants rated each item on a 5-point Likert scale,
146 with 0 meaning they never experienced the described condition and 4 meaning they
147 experienced it very often. The total score, ranging from 0 to 40, reflected the level of perceived
148 stress, with higher scores indicating higher stress levels. PSS-C has adequate psychometric
149 properties and a bidimensional structure. The Stress factor focuses on the perceived lack of
150 control over the situation (items 1, 2, 3, 6, 9, and 10), while the Coping factor is centered on
151 the cognitive and behavioral strategies required to deal with stress-inducing circumstances
152 (items 4, 5, 7, and 8). As this second factor involved inverse items, higher scores reflect low
153 perceived ability to cope with pandemic stressors. A cut-off of ≥ 20 was used to identify stressed
154 women (sensitivity of 83% and specificity of 61%) [16]. Reliability in the current sample for
155 the entire PSS-C and its subscales were $\alpha = 0.823$, 0.821 , and 0.664 , respectively.

156

157 **Sociodemographic and health characteristics**

158 Maternal age was dichotomised as < 35 years old and ≥ 35 years-old, as it is associated
159 with obstetric complications that can lead to mental health disorders [4]. Participants gave
160 information about the partnership status (single or in a couple) and the number of cohabitants
161 (number of people with whom she is isolated without counting herself). Regarding educational
162 level, it was classified into two groups: < 12 years and ≥ 12 years of formal education, which is
163 the compulsory minimum according to Argentine law (i.e., completed secondary education).
164 They also reported whether they took online classes (yes or no). Concerning work, women
165 were classified as employed or unemployed, and whether they performed remote work (yes or
166 no). The number of days since the beginning of COVID-19 in Argentina to the time of
167 answering the questionnaire was calculated for each participant.

168 Furthermore, it was registered if they had health insurance (yes or no), the mode of
169 delivery (vaginal or Cesarean), parity (primiparous or multiparous), postpartum period (< 6

170 months or ≥ 6 months), gestational age at delivery (term or preterm), and history of pregnancy
171 loss (yes or no). Regarding breastfeeding, women's adherence to World Health Organization's
172 recommendations was considered (yes or no) if they comply with exclusive breastfeeding from
173 0 to 6 months or mixed lactation from 6 to 12 months. To categorize this variable, women were
174 asked about the type of lactation at the time of answering the questionnaire (exclusive
175 breastfeeding, mixed, or artificial -formula-). Also, women reported if they received medical
176 support on breastfeeding (yes or no).

177 Regarding geographical location, women were grouped in three regions of Argentina
178 [17]. The asymmetry in the level of development among Argentina's provinces makes it
179 possible to distinguish three main regions (Fig 2): Core including Ciudad Autónoma de
180 Buenos Aires, Buenos Aires, Córdoba, and Santa Fe (they contain almost two-thirds of the
181 national population and three-quarters of the gross domestic product), North including Jujuy,
182 Salta, Formosa, Chaco, Tucumán, Santiago del Estero, Catamarca, La Rioja, San Juan, San
183 Luis, Mendoza, Misiones, Corrientes, and Entre Ríos (they have the lowest per capita incomes
184 with the highest national rates of social deterioration), and South including La Pampa,
185 Neuquén, Río Negro, Chubut, Santa Cruz, and Tierra del Fuego Antártida e Islas del Atlántico
186 Sur (they exhibit low population density but a higher socioeconomic support per capita with a
187 better living standard).

188

189 **Fig 2. Regions of Argentina according to socioeconomic characteristics.** GRDP: Gross
190 regional domestic product. HDI: Human Development Index.

191

192 **Statistical analysis**

193 Statistical analyses were conducted using Stata software (version 18, StataCorp,
194 College Station, TX, USA), and p values below 0.05 were considered significant. Descriptive

195 statistics (mean and standard deviation) were calculated for all numerical variables; the
196 percentage of categorical variables was also described. The reliability was measured by the
197 Cronbach's alpha coefficient for internal consistency.

198 Multivariate logistic regression was performed to compare the prevalence of mental
199 health conditions among COVID-19 waves and related factors. For this purpose, questionnaire
200 scores were categorized according to cut-off points differentiating between women with and
201 without symptoms of depression, insomnia and postpartum stress. Results were expressed as
202 odds ratios (OR), confidence interval (IC95%), and p values. Also, multivariate regressions
203 were conducted to identify determinant factors of symptoms of postpartum depression and
204 insomnia, reporting adjusted β coefficients and p values. In this regard, the scalar scores of the
205 items of the postpartum depression and insomnia questionnaires were used, since each item
206 represents a specific symptom. Similarly, the relationship between the duration of pandemic
207 and mental health status was assessed using multivariate regressions to establish its evolution
208 over time. In addition, analysis of variance was used to compare means of each instrument
209 among waves, using the Bonferroni *post-hoc* test. Levene's test was used to analyze
210 homogeneity of variance, whilst skewness (S) and kurtosis (K) were used to test variable
211 distributions. Multicollinearity between the independent variables included in the models was
212 checked by calculating the variance inflation factor (VIF) and the tetrachoric correlation
213 coefficients. Problems of multicollinearity were considered if two variables had a correlation
214 ≥ 0.80 , or the mean VIF was ≥ 6 , or the highest individual VIF was ≥ 10 . VIF of all variables and
215 tetrachoric correlations suggested no significant multicollinearity (Supporting information).

216 Finally, structural equation modeling (SEM) was used to examine the effects of
217 COVID-19 pandemic on postpartum mental health. The maximum likelihood estimation was
218 adopted to estimate the model fit, with the calculation of goodness-of-fit indices: Chi-square
219 to degree of freedom ratio (χ^2/df), root mean square error of approximation (RMSEA),

220 comparative fit index (CFI), Tucker Lewis index (TLI), and standardized root mean square
 221 residual (SRMR). The minimum sample size to detect effects in the final SEM model with 2
 222 latent variables and 17 observed variables was 411, assuming an anticipated effect size of 0.15,
 223 desired statistical power level of 0.80, and probability level of 0.05. Thus, the current sample
 224 is deemed suitable for analyzing the proposed model.

225 Results

226 Most women were <35 years old (76%) and had completed ≥ 12 years of formal
 227 education (95%). Regarding location, 67% of them lived in the Core region of Argentina, 17%
 228 in the North, and 16% in the South. Regarding their working status, 75% were employed, and
 229 24% were remote workers. Additionally, 34% of participants took online courses. Respecting
 230 their health, 87% had health insurance, 38% were multiparous, 83% of births were in term, and
 231 63% were delivered by Cesarean section. Also, 46% were ≥ 6 months postpartum, and 25%
 232 reported a history of pregnancy loss. Regarding lactation, 69% adhered adequately to WHO's
 233 breastfeeding recommendations, and 62% received medical support. Finally, 95% of the
 234 sample were in a couple, 51% resided at least with 2 people, 40% with 2 to 5, and 9% with
 235 more than five. Table 1 displays the evolution of the prevalence of symptoms of mental
 236 disorders during the COVID-19 pandemic.

Table 1. Prevalence of symptoms of mental disorders during the COVID-19 pandemic in postpartum women in Argentina

	Prevalence of mental symptoms				Mean (SD) and testing of assumptions of scale scores				
	Total	First wave	Second wave	Third wave	Scale score	Levene test	p	S	K
PDSS-SF	47.30 (473)	36.68 (117)	44.41 (151)	60.12 (205)	16.84 (6.94)	1.5337	0.2160	0.56	-0.52
ISI	55.80 (558)	46.39 (148)	58.53 (199)	61.88 (211)	10.51 (5.68)	0.1803	0.8351	0.22	-0.41
PSS-C	29.81 (298)	-	37.65 (128)	21.99 (75)	15.85 (6.48)	0.9756	0.3236	0.09	-0.25

237 *Note.* PDSS-SF = Postpartum Depression Screening Scale-Short Form (≥ 17 = symptoms
 238 suggestive of postpartum depression); ISI = Insomnia Severity Index (≥ 10 = symptoms

239 suggestive of insomnia); PSS-C = COVID-19 Pandemic-related Perceived Stress Scale ($\geq 20 =$
240 symptoms suggestive of psychological stress); SD = standard deviation, S = skewness; K =
241 kurtosis. Levene's test to test homogeneity of variance across waves.

242

243 The women's symptoms of postpartum depression and its conditioning factors are
244 displayed in Table 2. All symptoms increased significantly across the three waves of COVID-
245 19. Employment was the main factor associated inversely with postpartum depression. On the
246 other hand, remote working was associated with an increase in suicidal thoughts ($\beta=0.07,$
247 $p=0.032$). Sleep disturbances were positively associated with multiparity ($\beta=0.09, p=0.012$),
248 ≥ 6 months of postpartum ($\beta=0.08, p=0.008$), and history of pregnancy loss ($\beta=0.07, p=0.022$),
249 which was also associated with mental confusion ($\beta=0.09, p=0.007$). Having 3-4 cohabitants
250 was inversely related to sleep disturbances ($\beta=-0.08, p=0.023$), anxiety/insecurity ($\beta=-0.09,$
251 $p=0.009$), and mental confusion ($\beta=-0.07, p=0.035$). In addition, having a couple decreased
252 anxiety/insecurity ($\beta=-0.08, p=0.015$) and suicidal thoughts ($\beta=-0.13, p<0.001$). Conversely,
253 women who lived in the North region showed significantly more suicidal thoughts than those
254 in the Core and South regions. Although adhering to the WHO's recommendations for
255 breastfeeding was not associated with any depression symptoms, receiving medical support
256 significantly decreased anxiety/insecurity, emotional lability, mental confusion, and feeling
257 guilt/shame.

Table 2. Multivariate regression models for symptoms of postpartum depression across COVID-19 waves according to Argentinian women characteristics (n=1,000)

	Sleep disturbance	Anxiety/Insecurity	Emotional lability	Mental confusion	Loss of self	Guilt/Shame	Suicidal thoughts
Wave							
Second vs. first	-0.01 (p=0.859)	0.12 (p=0.003)	0.04 (p=0.334)	0.13 (p<0.001)	0.07 (p=0.091)	0.07 (p=0.090)	0.04 (p=0.255)
Third vs. first	0.14 (p<0.001)	0.18 (p<0.001)	0.15 (p<0.001)	0.22 (p<0.001)	0.22 (p<0.001)	0.14 (p<0.001)	0.16 (p<0.001)
Third vs. second	0.15 (p<0.001)	0.07 (p=0.076)	0.11 (p=0.006)	0.09 (p=0.017)	0.16 (p<0.001)	0.08 (p=0.057)	0.12 (p=0.003)
≥ 35 years-old	0.01 (p=0.732)	0.01 (p=0.997)	0.00 (p=0.929)	0.06 (p=0.073)	0.00 (p=0.986)	-0.01 (p=0.865)	-0.02 (p=0.626)
≥ 6 months of postpartum	0.08 (p=0.008)	0.05 (p=0.092)	-0.04 (p=0.249)	0.02 (p=0.443)	0.04 (p=0.220)	0.02 (p=0.597)	0.03 (p=0.368)

Multiparity	0.09 (p= 0.012)	-0.02 (p=0.512)	0.00 (p=0.908)	0.05 (p=0.161)	0.01 (p=0.894)	0.05 (p=0.149)	0.06 (p=0.087)
Adherence to WHO's breastfeeding recommendation	0.02 (p= 0.574)	0.01 (p=0.685)	-0.05 (p=0.136)	-0.02 (p=0.528)	-0.01 (p=0.748)	-0.05 (p=0.158)	-0.01 (p=0.666)
Cesarean delivery	0.02 (p= 0.569)	0.03 (p=0.391)	0.03 (p=0.332)	-0.02 (p=0.602)	-0.01 (p=0.844)	0.00 (p=0.920)	0.05 (p=0.118)
≥ 12 years of formal education	0.02 (p= 0.499)	-0.02 (p=0.499)	-0.05 (p=0.109)	0.05 (p=0.109)	0.02 (p=0.549)	-0.01 (p=0.718)	-0.02 (p=0.470)
Online learning	0.02 (p= 0.474)	0.04 (p=0.180)	0.01 (p=0.728)	0.05 (p=0.084)	-0.03 (p=0.342)	-0.01 (p=0.865)	-0.03 (p=0.304)
Employment	-0.07 (p= 0.044)	-0.12 (p<0.001)	-0.11 (p=0.002)	-0.13 (p<0.001)	-0.11 (p=0.001)	-0.07 (p=0.050)	-0.12 (p=0.001)
Remote working	0.06 (p= 0.064)	-0.13 (p<0.001)	0.02 (p=0.538)	0.03 (p=0.402)	0.05 (p=0.154)	0.00 (p=0.933)	0.07 (p=0.032)
In couple	0.03 (p= 0.293)	-0.08 (p=0.015)	-0.06 (p=0.077)	0.01 (p=0.664)	0.03 (p=0.370)	-0.02 (p=0.631)	-0.13 (p<0.001)
Medical insurance	-0.04 (p= 0.283)	-0.01 (p=0.744)	-0.02 (p=0.498)	0.02 (p=0.525)	-0.03 (p=0.402)	-0.08 (p=0.021)	-0.03 (p=0.342)
History of pregnancy loss	0.07 (p= 0.022)	0.04 (p=0.207)	0.03 (p=0.380)	0.09 (p=0.007)	0.03 (p=0.418)	0.02 (p=0.583)	0.02 (p=0.575)
Full-term pregnancy	-0.01 (p= 0.805)	0.02 (p=0.451)	-0.01 (p=0.782)	-0.01 (p=0.867)	0.01 (p=0.816)	-0.01 (p=0.848)	-0.04 (p=0.165)
3-4 cohabitants	-0.08 (p= 0.023)	-0.09 (p=0.009)	-0.03 (p=0.457)	-0.07 (p=0.035)	-0.05 (p=0.150)	-0.01 (p=0.877)	0.00 (p=0.911)
5 or more cohabitants	-0.01 (p= 0.803)	-0.07 (p=0.033)	-0.02 (p=0.504)	-0.01 (p=0.805)	-0.02 (p=0.582)	0.01 (p=0.765)	-0.01 (p=0.680)
Region							
North vs. Core	0.05 (p= 0.146)	0.03 (p=0.334)	0.06 (p=0.100)	0.02 (p=0.565)	0.01 (p=0.814)	0.04 (p=0.281)	0.11 (p=0.002)
South vs. Core	0.01 (p= 0.765)	-0.01 (p=0.758)	0.01 (p=0.832)	-0.02 (p=0.593)	-0.01 (p=0.651)	0.01 (p=0.675)	-0.02 (p=0.598)
North vs. South	0.04 (p= 0.360)	0.04 (p=0.318)	0.05 (p=0.257)	0.04 (p=0.387)	0.02 (p=0.594)	0.02 (p=0.597)	0.12 (p=0.004)
Medical support	-0.06 (p= 0.077)	-0.13 (p<0.001)	-0.07 (p=0.031)	-0.09 (p=0.003)	-0.04 (p=0.235)	-0.09 (p=0.007)	-0.05 (p=0.152)

258 *Note.* Data presented as beta coefficients and p-values.

259 On the other hand, Table 3 presents the symptoms of postpartum insomnia and its
 260 conditioning factors. All concerns increased significantly across the COVID-19 waves, except
 261 for noticeability. Studying for ≥12 years, being employed, being in a couple, living with 3-4
 262 cohabitants, and having medical support were significant protective factors against insomnia.
 263 On the contrary, symptoms were worsened by ≥6 postpartum months, being ≥35 years,
 264 multiparity, Cesarean delivery, working remotely, having a history of pregnancy loss, and
 265 living in the North region of Argentina.

Table 3. Symptoms of postpartum insomnia across COVID-19 waves according to Argentinian women characteristics (n=1,000)

	Onset	Maintenan ce	Awakenin g	Dissatisfac tion	Interferenc e	Noticeabili ty	Distress
Wave							
Second vs. first	0.06 (p=0.141)	0.06 (p=0.115)	0.09 (p=0.031)	0.01 (p=0.798)	0.06 (p=0.159)	0.04 (p=0.277)	0.05 (p=0.183)
Third vs. first	0.13 (p=0.001)	0.11 (p=0.005)	0.10 (p=0.012)	0.11 (p=0.004)	0.14 (p<0.001)	0.02 (p=0.588)	0.14 (p<0.001)
Third vs. second	0.07 (p=0.058)	0.05 (p=0.242)	0.01 (p=0.772)	0.10 (p=0.011)	0.08 (p=0.039)	-0.02 (p=0.576)	0.09 (p=0.025)
≥35 y.o.	-0.01 (p=0.858)	0.04 (p=0.222)	0.02 (p=0.480)	0.07 (p=0.036)	0.02 (p=0.633)	0.01 (p=0.848)	0.06 (p=0.097)
≥6 months of pp	0.14 (p<0.001)	0.11 (p=0.001)	0.05 (p=0.162)	0.12 (p<0.001)	0.06 (p=0.051)	-0.01 (p=0.834)	0.09 (p=0.004)
Multiparity	0.04 (p=0.254)	0.05 (p=0.182)	0.06 (p=0.092)	0.11 (p=0.002)	0.14 (p<0.001)	0.06 (p=0.108)	0.06 (p=0.065)
Adherence to WHO's breastfeeding recommendation							
Cesarean delivery	0.07 (p=0.021)	0.04 (p=0.202)	0.03 (p=0.381)	0.02 (p=0.454)	0.05 (p=0.151)	0.03 (p=0.415)	0.02 (p=0.550)
≥ 12 years of formal education	-0.09 (p=0.006)	-0.06 (p=0.072)	-0.07 (p=0.031)	0.02 (p=0.538)	-0.01 (p=0.843)	0.00 (p=0.984)	-0.03 (p=0.457)
Online learning	0.04 (p=0.262)	0.04 (p=0.187)	0.06 (p=0.071)	-0.02 (p=0.500)	0.00 (p=0.988)	-0.03 (p=0.290)	0.02 (p=0.552)
Employment	-0.11 (p=0.002)	-0.04 (p=0.217)	-0.04 (p=0.243)	-0.01 (p=0.849)	-0.02 (p=0.612)	0.01 (p=0.826)	-0.04 (p=0.268)
Remote working	0.06 (p=0.070)	0.03 (p=0.429)	0.00 (p=0.995)	0.02 (p=0.557)	0.07 (p=0.027)	-0.01 (p=0.757)	0.08 (p=0.018)
In couple	-0.10 (p=0.001)	-0.01 (p=0.697)	0.01 (p=0.677)	0.04 (p=0.203)	0.04 (p=0.200)	-0.06 (p=0.090)	0.01 (p=0.805)
Medical insurance	0.02 (p=0.492)	0.05 (p=0.163)	-0.01 (p=0.829)	0.03 (p=0.377)	0.02 (p=0.585)	0.07 (p=0.051)	0.06 (p=0.104)
History of pregnancy loss							
Full-term pregnancy	0.06 (p=0.077)	0.07 (p=0.043)	0.03 (p=0.365)	0.08 (p=0.008)	0.02 (p=0.489)	-0.07 (p=0.043)	0.03 (p=0.368)
3-4 cohabitants	-0.06 (p=0.054)	-0.03 (p=0.335)	-0.06 (p=0.052)	-0.03 (p=0.296)	0.01 (p=0.838)	-0.03 (p=0.289)	-0.02 (p=0.516)
5 or more cohabitants	-0.05 (p=0.141)	-0.08 (p=0.026)	-0.01 (p=0.757)	-0.11 (p=0.002)	-0.09 (p=0.013)	0.01 (p=0.841)	-0.07 (p=0.043)
Region							
North vs. Core	0.01 (p=0.701)	0.02 (p=0.611)	0.02 (p=0.601)	0.08 (p=0.013)	0.06 (p=0.061)	0.04 (p=0.235)	0.05 (p=0.184)
South vs. Core	0.00 (p=0.899)	0.03 (p=0.319)	-0.02 (p=0.534)	-0.01 (p=0.729)	0.02 (p=0.610)	-0.06 (p=0.062)	-0.04 (p=0.239)
North vs. South	0.01 (p=0.837)	-0.02 (p=0.715)	0.04 (p=0.373)	0.10 (p=0.026)	0.05 (p=0.279)	0.10 (p=0.018)	0.08 (p=0.051)

Medical support	-0.03 (p=0.362)	-0.03 (p=0.323)	-0.02 (p=0.598)	-0.09 (p=0.004)	-0.04 (p=0.226)	0.05 (p=0.148)	-0.02 (p=0.651)
-----------------	--------------------	--------------------	--------------------	--------------------	--------------------	-------------------	--------------------

266 *Note.* Data presented as beta coefficients and p-values.

267 Prevalences of postpartum depression, insomnia, and stress in the total sample were
268 47.30%, 55.80%, and 29.81%, respectively. When each COVID-19 wave was analyzed, the
269 prevalence of postpartum depression was 36.68% in the first wave, 44.41% in the second wave,
270 and 60.12% in the third wave. Fig 3 shows the results of multivariate logistic regression. The
271 risk of having symptoms of postpartum depression was consecutively increased across waves.
272 Those women who were employed had a 38% lower risk of postpartum depression (OR=0.62,
273 SE=0.11, p=0.006), although working remotely from home tended to increase the risk
274 (OR=1.37, SE=0.22, p=0.054). In addition, women who lived with 3 or 4 people had a lower
275 risk than those who lived with fewer people (OR=0.72, SE=0.11, p=0.027). Medical support
276 during lactation reduced the risk of postpartum depression (OR=0.65, SE=0.09, p=0.002).

277 Concerning insomnia, the prevalence was 46.39% in the first wave, 58.53% in the
278 second wave, and 61.88% in the third wave. As shown in Fig 3, women during the second and
279 third waves were at greater risk of insomnia than women during the first one (OR=1.50,
280 SE=0.26, p=0.019; and OR=1.78, SE=0.30, p=0.001, respectively). The women older than 35
281 years (OR=1.45, SE=0.24, p=0.024), after 6 months of postpartum (OR=1.39, SE=0.19,
282 p=0.015), and multiparous (OR=1.60, SE=0.24, p=0.002) were more likely to have postpartum
283 insomnia. Also, women who lived with 3 or 4 people had lower risks than those who lived with
284 fewer people (OR=0.73, SE=0.11, p=0.037). Also, women living in the North region of
285 Argentina had a higher risk of insomnia with respect to those living in the South.

286 Pandemic stress decreased from 37.65% in the second wave to 21.99% in the third
287 wave. Furthermore, logistic regression revealed that women in the third wave were at lower
288 risk than those in the second one (OR=0.58, SE=0.11, p=0.005) (Fig 3). Multiparity was

289 associated with an increased risk of stress (OR=1.57, SE=0.29, p=0.025). Similarly, women
290 who were working from home were at higher stress risk OR=1.53, SE=0.33, p=0.047).
291 Employment was a protective factor against pandemic stress (OR=0.59, SE=0.13, p=0.021).

292

293 **Fig 3. Logistic regression plot of adjusted odds ratios (OR) and 95% confidence intervals**
294 **(CI) for postpartum depression, insomnia and stress across the three first waves of**
295 **COVID-19 pandemic in Argentina (n=1,000).**

296 Fig 4A shows added-variable plots of the multivariate regressions when pandemic
297 duration is included as a continuous variable. It was found that the total scores of PDSS and
298 ISI increased significantly as the pandemic progressed ($\beta=0.21$, $p<0.001$; and $\beta=0.13$, $p<0.001$,
299 respectively). On the contrary, the days of pandemic were inversely associated with PSS total
300 score ($\beta=-0.19$, $p<0.001$), as well as its subscales: Coping ($\beta=-0.11$, $p=0.013$) and Stress ($\beta=-$
301 0.18 , $p<0.001$).

302 Fig 4B shows the ANOVA comparisons of total scores in the questionnaires according
303 to the COVID-19 waves. First, Levene's test confirmed the homogeneity of variance among
304 groups (Table 1). With respect to PDSS, the mean scores were 15.04 (SD=6.42, S=0.81, K=-
305 0.22) in the first wave, 16.71 (SD=6.91, S=0.56, K=-0.64) in the second wave, and 18.66
306 (SD=7.01, S=0.38, K=-0.50) in the third one, with significant differences among them.
307 Regarding the ISI scores, the respective means were: 9.42 (SD=5.49, S=0.37, K=-0.44), 10.61
308 (SD=5.63, S=0.10, K=-0.46), and 11.44 (SD=5.73, S=0.18, K=-0.30). ANOVA showed
309 statistical differences when comparing the first wave versus the second and third ones. The
310 mean PSS total score was 17.19 (SD=6.48, S=-0.05, K=-0.20) in the second wave and 14.47
311 (SD=6.21, S=0.19, K=-0.14) in the third one, which were significantly different. Increased
312 radar chart surfaces were obtained according to COVID-19 waves, indicating higher mean
313 scores for all postpartum depression and insomnia symptoms over time (Fig 4C).

314
315 **Fig 4. Association between postpartum mental health and the duration of the COVID-19**
316 **pandemic in Argentina and comparisons between waves (n=1,000).** Note: results derived
317 from multivariate regressions (a) and analyses of variance (b). Radar charts (c) displaying mean
318 scores of symptoms included in the instruments. * $p<0.05$; ** $p<0.01$; *** $p<0.001$.

319 Finally, Fig 5 presents the SEM results for changes in maternal mental health status
320 during the COVID-19 pandemic. Model I revealed that the days of pandemics had positive
321 direct effects on postpartum depression ($\beta_s=0.23$, $p<0.001$) but not on postpartum insomnia,
322 which in turn was directly affected by postpartum depression ($\beta_s=0.57$, $p<0.001$). When
323 including pandemic stress in the model (Model II), it showed that days of the pandemic had a
324 negative effect on stress ($\beta_s=-0.21$, $p<0.001$). Nonetheless, pandemic stress had direct effects
325 on postpartum depression ($\beta_s=0.50$, $p<0.001$) and, to a lesser extent, on postpartum insomnia
326 ($\beta_s=0.13$, $p<0.01$). On the other hand, Model III divides pandemic stress into the coping and
327 stress subscales. This final model confirms that the duration of the pandemic had positive direct
328 effects on postpartum depression ($\beta_s=0.28$, $p<0.001$) and negative on distress ($\beta_s=-0.21$,
329 $p<0.001$) and coping ($\beta_s=-0.10$, $p<0.01$), whilst distress had positive effects on depression
330 ($\beta_s=0.48$, $p<0.001$) and coping on insomnia ($\beta_s=0.07$, $p<0.05$). Also, postpartum depression
331 had positive effects on insomnia ($\beta_s=0.52$, $p<0.001$). Results indicated that the model-data fit
332 was excellent for the three models.

333 **Fig 5. Structural equation model of potential predictors of maternal mental health of**
334 **postpartum women during the COVID-19 pandemic in Argentina.** Standardized paths
335 coefficients are displayed. Ellipses are used to denote latent constructs, and rectangles are used
336 to denote the observed variables. Red arrows indicate positive direct effects, blue arrows
337 indicate negative direct effects, and gray arrows indicate non-significant relationships. χ^2/df
338 =chi-square value relative to the degrees of freedom; CFI=comparative fit index; TLI=Tucker

339 Lewis index; SRMR=standardized root mean square residual; RMSEA=root mean square error
340 of approximation; CIs=confidence interval.

341

342 **Discussion**

343 This study aimed to analyze the evolution of the prevalence of postpartum depression,
344 insomnia, and perceived pandemic stress in Argentinian women during the first three waves of
345 COVID-19, as well as to identify risk and protective factors of puerperal mental health. Our
346 results showed that postpartum depression and insomnia increased over time. Employment
347 status, medical support for breastfeeding, and living with family members were factors that
348 reduced the risk of postpartum depression, whereas remote work increased it. The most
349 prevalent symptoms of postpartum depression were sleep disorders, anxiety/insecurity, mental
350 confusion, and emotional lability, which also increased as the pandemic progressed.

351 Regarding insomnia, the risk factors were maternal age, late postpartum, multiparity,
352 and living in the North region of Argentina, whereas family size was a protective factor. The
353 main insomnia problem was sleep maintenance, and the most prevalent complaints were
354 daytime interference, dissatisfaction, and insomnia-related distress. On the other hand,
355 pandemic stress decreased over time, with multiparous, remote workers and unemployed
356 women having a higher risk of stress. Comprehensively, SEM models demonstrated that
357 postpartum depression increased during the first two years of the COVID-19 pandemic, with a
358 consequent rise in insomnia. Moreover, women adapted to pandemic stressors over time, which
359 impaired puerperal mental health.

360 Postpartum depression is one of the most prevalent mental disorders after childbirth.
361 Studies before the COVID-19 pandemic report prevalence rates of around 10% in high-income
362 countries, 20% in middle-income countries, and 25% in low-income countries. In this study,
363 we found that postpartum depression increased significantly across the three waves of COVID-

364 19 in Argentina, which rose from 37% in the first wave to 60% in the third wave. These results
365 are consistent with previous research demonstrating higher prevalences of postpartum
366 depression during pandemic phases with higher numbers of infections. For example, Citu et al.
367 [18] found that those women who gave birth during the fourth pandemic wave had a higher
368 rate of depression than those from the first wave, being characterized by a difference of more
369 than 17%. Similarly, Babicki et al. [19] studied postpartum mental health during the first,
370 second, and third waves, and found that anxiety and depressive symptoms increased as the
371 pandemic progressed. An increase in maternal depression, anxiety, and stress in pregnant
372 women was reported during the second wave compared to the first wave in Canada, although
373 a decrease in all scores was observed during the third wave [20]. A Swedish study reported an
374 impairment of depressive symptoms and discomfort during the first wave, followed by a
375 normalization during the following months and a further increase when cases began to rise
376 again (second wave) [21]. Moreover, Bajaj et al. [22] documented a significant rise in
377 postpartum depressive symptoms within the first year following the onset of the COVID-19
378 pandemic in the United States, suggesting a potential link between the pandemic and increased
379 postpartum depression.

380 Over time, the pandemic has increasingly negatively affected the mental health of the
381 general population. This impact worsened during periods of higher COVID-19 cases and
382 stricter public health measures, indicating that prolonged and severe pandemic conditions place
383 greater strain on people's mental well-being. In this sense, Fernández et al. [23] and del-Valle
384 et al. [24] found that psychological distress, including depression, increased significantly over
385 time, with the highest levels in 2020 (first wave) and 2021 (second wave) in Argentina.
386 Fernández et al. [23] reported that the temporal variations in mental status were heterogeneous:
387 symptoms of pandemic stress decreased in phases with higher caseloads and more restrictive
388 measures, while there was an increase in mood symptoms, negative affect, difficulties in social

389 relationships, and impulse regulation. In addition, del-Valle et al. [24] showed a significant
390 time-related effect. The sustained increase in depression during the pandemic in Argentina is
391 consistent with findings from other countries. The prevalence of depressive symptoms ranged
392 from 28% in 2020 to 33% in 2021 in the United States [25], from 20% in the first lockdown in
393 2020 to 25% in the second lockdown in 2021 in Austria [26], and from 16% to 18% in Belgium
394 [27].

395 Over the past two years, it has become clear that the pandemic has exacerbated many
396 pre-existing gender inequalities at work and at home, which increase the risk for female
397 psychological disorders [28]. In this regard, women are more vulnerable to job losses, job
398 casualization, and increased demands for care at home [28]. In addition, during the reopening
399 of economies, Latin American women lag behind men in recovering their jobs [29].
400 Consistently with the literature, the current study showed that employed women had a lower
401 risk of postpartum depression, and employment was negatively associated with all symptoms
402 of depression. Alfayumi-Zeadna et al. [30] found that during the pandemic in Israel, the
403 likelihood of perinatal depression symptoms experienced by unemployed women was 2.7 times
404 higher than that for employed women. Another study conducted in China found that being
405 unemployed increased the odds of having depression in pregnant and new mothers by 34%
406 [31]. Moreover, in the present work, employed women were 41% less likely to be stressed by
407 the COVID-19 pandemic. Similarly, Mollard et al. [32] and Thapa et al. [33] reported that PSS-
408 10 scores were lower in postpartum women with employment. Nonetheless, women who were
409 working from home were 1.53 times more likely to be stressed compared to those working on-
410 site. This finding is consistent with previous research reporting that women in remote work are
411 more vulnerable to stress than men during the COVID-19 pandemic [34]. In addition, remote
412 working may be more challenging for mothers due to overlapping work and childcare
413 responsibilities [35]. Further, our results showed that multiparous women were 57% more

414 likely to have pandemic stress. Therefore, work-from-home policies must address gender
415 inequalities to ensure the well-being of working mothers.

416 The increase in suicidal thoughts found in this study is a relevant aspect to highlight.
417 This finding is consistent with prior research showing an increased occurrence of suicidal
418 ideation among postpartum women during the COVID-19 pandemic [36]. We found that this
419 severe symptom of postpartum depression was related to several sociodemographic factors:
420 unemployment, single-partnership status, residence in the North region of Argentina, and
421 remote work. Suicidal ideation during peripartum has been associated with the economic
422 impact of the COVID-19 pandemic [37], unemployment [38], singleness [39], and living in a
423 low-income region [40]. Furthermore, Lin et al. [41] studied adults from the United States
424 during the first pandemic phase to find a positive correlation between pandemic fears and
425 suicidal ideation, which fully accounted for insomnia severity.

426 Analyses showed that medical support in breastfeeding practice was a protective factor
427 against depression. Those women who received support from medical personnel were 35% less
428 likely to have postpartum depression. This is consistent with the study by Ostacoli et al. [42],
429 who found that perceived support from the healthcare staff was a protective factor against
430 postpartum depression and posttraumatic stress symptoms. Breastfeeding support is essential
431 for maternal mental health, as women who experience negative support have an increased risk
432 for postpartum depression [43]. During the pandemic, breastfeeding support has declined.
433 According to Brown and Shenker, 27% of women had difficulty obtaining adequate
434 breastfeeding support during COVID-19 [44]. Similarly, more than 35% of women did not
435 receive breastfeeding support during the first wave in Argentina [4]. Health systems are
436 encouraged to strengthen breastfeeding support and resources during social and health crises
437 to improve the mental well-being of postpartum women. Numerous innovative solutions have

438 emerged, such as telehealth lifestyle interventions, telelactation, and technology-based prenatal
439 breastfeeding education [45].

440 Social support is a multidimensional construct that consists of the perceived availability
441 of assistance or comfort from others, being a resource that helps to cope with biological,
442 psychological, and social stressors [46]. Social support may arise from any interpersonal
443 relationship in a social network (e.g., family, friends, neighbors, and caregivers) and is a key
444 factor in mental well-being during the postpartum period [47]. According to Fiorillo et al. [48],
445 protective factors against the development of psychiatric symptoms during the pandemic
446 include higher levels of satisfaction with life and cohabiting people, and living with a greater
447 number of family members. In the current study, we found that women who cohabited with 3
448 or 4 people had a lower risk of postpartum depression and insomnia than those who cohabited
449 with up to two people. A previous study demonstrated that the postpartum women's family
450 social network (cohabitants) during social isolation in Argentina was a protective factor that
451 reduced the risk of postpartum depression [4]. Similar findings were reported by Gustafsson et
452 al. [49], who showed that women with severe and persistent postpartum depression reported
453 weaker social support, including the number of family members. Perceived social support,
454 including support from family, has been linked to a lower likelihood of experiencing moderate
455 to high levels of anxiety, depression, and stress among pregnant women during the COVID-19
456 pandemic [50]. Thus, this support might function as a protective factor for the mental well-
457 being of peripartum women during this challenging period. In another study conducted by
458 Tsuno et al. [51], it was observed that postpartum depression in Japanese women was linked to
459 two primary factors: the social restrictions imposed during the COVID-19 pandemic and a
460 reduction in social support from healthcare providers, family, and friends. However, household
461 chaos during the pandemic, which was greater in those families with a single caregiver or large
462 family size, promoted parental depression and anxiety [52]. It is well established that household

463 composition (i.e., family size, living with dependent children, having outdoor space) has played
464 an important role in mental health in people during the lockdowns, affecting mood, sleep
465 quality, and stress levels [53]. According to our results and the literature, multiparous women
466 had a higher risk of insomnia and stress when compared with primiparous ones [54,55].
467 Likewise, we found that in addition to multiparity, advanced maternal age, months of
468 puerperium, and living in the North region of Argentina were insomnia promoters, coinciding
469 with the postpartum sleep determinants documented by Khadka et al [56].

470 On the other hand, the prevalence of insomnia showed an upward trend similar to that
471 of depression: 46.39%, 58.53%, and 61.88%. Other studies have shown an increase in insomnia
472 and depression throughout the pandemic in different population groups, being more severe
473 when lockdowns were implemented [57,58]. Stay-at-home measures were associated with
474 altered sleep schedules, quality, patterns, and duration due to multifactorial causes, such as loss
475 of social synchronizers, reduced physical activity, increased stress and anxiety, and intrafamily
476 conflicts [59]. Moreover, women are more prone to have pandemic-related insomnia than men,
477 which may be explained by gender gaps [60]. Concerning this, women spend more time on
478 family duties, such as homeschooling, unpaid housework, nurturing, and caregiving [60]. Thus,
479 peripartum women are even more vulnerable to sleep disturbances during this pandemic, with
480 prevalences of insomnia ranging from 34% to 75% [4,9,61].

481 In contrast to depression and insomnia, our findings indicate that pandemic-related
482 stress decreased from 38% to 22%. These results are consistent with other studies confirming
483 an adaptation to pandemic stressors over time [62]. In addition, more flexible governmental
484 restrictions, better knowledge about the infection, and availability of vaccines, among others,
485 favor coping with pandemic stressors. In this regard, Mullins et al. found that levels of concern
486 about COVID-19 decline over time, which would be related to the notion of "*back to normal*"
487 and vaccination campaigns [63]. Similar results are reported by Rogowska et al., who found a

488 significant reduction in perceived stress [64]. Regarding peripartum women, Demissie and
489 Bitew [9] reported a pooled prevalence of 56%, but higher rates have been documented during
490 the earliest pandemic phases [32].

491 Structural equation modeling showed that the pandemic duration had a direct effect on
492 postpartum depression but not insomnia. Rather, insomnia was directly influenced by
493 postpartum depression, which agrees with the role of depression as a predictor of insomnia in
494 the general population and peripartum women during COVID-19 [4,65]. Also, Casagrande et
495 al. [66] reported a model demonstrating that social distancing and stay-at-home measures lead
496 to psychological disorders that worsen sleep quality in the population. Therefore, the treatment
497 of insomnia during this pandemic would benefit from incorporating treatments for depression.
498 Likewise, there is also a need to prioritize insomnia treatment and sleep hygiene when treating
499 depression, as they have a bidirectional relationship.

500 Moreover, when pandemic stress was included in our model, it showed a declining
501 trend, but promoted both postpartum depression and insomnia. These results indicate that
502 although postpartum women perceive lower levels of pandemic stress as the pandemic
503 progresses, which is consistent with previous studies [62,63] stressed women are more
504 susceptible to depression and insomnia. Pandemic-related stress has been strongly associated
505 with peripartum depressive symptoms during the pandemic [30,67]. Moreover, Anderson et al.
506 [68] analyzed the experiences of pregnant and postpartum women with a history of depressive
507 symptoms, finding that pandemic-related worries and fears, as well as drastic changes in their
508 work and household responsibilities and governmental restrictions, placed them at risk for
509 worsening their mental well-being. Our results showed that pandemic-related distress is
510 reduced and coping skills against pandemic stressors are improved over time. In addition, stress
511 was found to have a direct effect on postpartum depression, while lack of coping skills
512 promoted insomnia. It has been evidenced that phenotypes of pregnant and postpartum women

513 with high levels of active coping strategies (e.g., social support and self-care) are associated
514 with higher resilience, whereas passive coping (e.g., increased screen time and social media
515 use) was associated with elevated symptoms of depression, anxiety, global psychological
516 distress, and sleep problems during the COVID-19 pandemic [69]. Coinciding with Raman et
517 al. [70], the relationship between postpartum depression and insomnia persisted when COVID-
518 19 related-stress was introduced into the model. These authors suggest that the observed
519 reciprocal temporal relationships are not trivial, and that depression and insomnia are mutually
520 dependent constructs that share a dependent relationship with the anxiety specifically related
521 to concerns about the pandemic (COVID-19 anxiety).

522 The results of the present study show that postpartum women have increased their
523 ability to cope with pandemic stressors during the course of the pandemic, leading to a lower
524 level of perceived stress. However, this adaptive process to pandemic stressors has not
525 necessarily involved a reduction in postpartum depression or insomnia. Our data suggest that
526 the COVID-19-related socioeconomic impact is a key factor in mental well-being, and it is
527 necessary to implement health strategies and policies that protect peripartum women as a
528 socially vulnerable group. The pandemic has shown a dynamic behavior and its evolution must
529 be analyzed according to the particularities of each country. In the case of Argentina (see Fig
530 1), when analyzing the official indicators reported by the Ministry of Health [71], the second
531 wave was the one that presented the peak with the highest number of deaths (case fatality rate
532 of 2.1%), while the third wave was the peak of the highest positive cases (percentage of
533 positivity 31%). However, although some indicators such as the percentage of ICU occupancy
534 improved from the second to the third wave, most did not show such marked changes. This
535 includes socio-economic indicators published by the government, where a negative impact on
536 the economy can be observed due to a sustained increase in inflation [72]. However, during the
537 last wave there was an improvement in the unemployment rate and in the number of people

538 living in poverty and indigence, although they continue to represent a significant social burden.
539 Therefore, each model in the present study was adjusted by the wave and socioeconomic factors
540 in order to have accurate and reliable results, considering that it is not a static process, hence
541 the need to make these multiple adjustments. Consequently, there was a temporal adaptation
542 of the constraints used in the corresponding models.

543 These findings should be interpreted within the limitations of our data. First, the
544 repeated cross-sectional study design, rather than longitudinal, did not allow us to assess
545 individual changes over time. However, this subtype of cross-sectional study, also known as
546 serial or pseudo-longitudinal, is a useful method for analyzing population changes over time
547 (also known as aggregate change over time) [73]. Second, we lack evidence of prior psychiatric
548 diagnoses, domestic violence, and consumption of psychotropic drugs, that have been proposed
549 as determinants of postpartum mental health. Third, mental health has been assessed by self-
550 report instruments in this study, thus future work needs to include objective measures of
551 depression (e.g., clinical diagnosis), insomnia (e.g., actigraphy), and stress (e.g., hormone
552 dosage). Despite these limitations, our findings broaden knowledge about the impact of the
553 current COVID-19 pandemic on the mental health of postpartum women, and are useful for
554 designing strategies and making decisions in future pandemics or crisis scenarios.

555

556 **Conclusion**

557 In summary, our results demonstrate that the mental health of Argentinian puerperal
558 women deteriorated during the COVID-19 pandemic. Our research findings suggest a notable
559 increase in the prevalence of postpartum depression and insomnia during periods characterized
560 by elevated infection rates. This correlation underscores the potential impact of emerging
561 infectious disease outbreaks on the manifestation of these mental health conditions in
562 postpartum individuals. Although women have become more able to cope and perceive less

563 pandemic-related stress, the social and economic impact of COVID-19 persists and exposes
564 them to high psychological risk. Therefore, health systems must ensure the well-being of
565 women to cope with the current and future consequences of this epidemiological scenario.

566

567 **References**

- 568 1. Zheng J, Morstead T, Sin N, Klaiber P, Umberson D, Kamble S, DeLongis A.
569 Psychological distress in North America during COVID-19: The role of pandemic-
570 related stressors. *Soc Sci Med.* 2021;270:113687. doi:
571 10.1016/j.socscimed.2021.113687
- 572 2. Kassaeva P, Belova E, Shashina E, Shcherbakov D, Makarova V, Ershov B, et al.
573 Anxiety, Depression, and Other Emotional Disorders during the COVID-19 Pandemic:
574 A Narrative Review of the Risk Factors and Risk Groups. *Encyclopedia.*
575 2022;2(2):912–27. doi: 10.3390/encyclopedia2020060
- 576 3. Chen Q, Li W, Xiong J, Zheng X. Prevalence and Risk Factors Associated with
577 Postpartum Depression during the COVID-19 Pandemic: A Literature Review and
578 Meta-Analysis. *Int J Environ Res Public Health.* 2022;19(4):2219. doi:
579 10.3390/ijerph19042219
- 580 4. Miranda AR, Scotta AV, Cortez MV, Soria EA. Triggering of postpartum depression
581 and insomnia with cognitive impairment in Argentinian women during the pandemic
582 COVID-19 social isolation in relation to reproductive and health factors. *Midwifery.*
583 2021;102:103072. doi: 10.1016/j.midw.2021.103072
- 584 5. Slomian J, Honvo G, Emonts P, Reginster JY, Bruyère O. Consequences of maternal
585 postpartum depression: A systematic review of maternal and infant outcomes. *Womens*
586 *Health (Lond).* 2019;15:1745506519844044. doi: 10.1177/1745506519844044

- 587 6. Shorey S, Chee CYI, Ng ED, Chan YH, Tam WWS, Chong YS. Prevalence and
588 incidence of postpartum depression among healthy mothers: A systematic review and
589 meta-analysis. *J Psychiatr Res.* 2018;104:235-248. doi:
590 10.1016/j.jpsychires.2018.08.001
- 591 7. Safi-Keykaleh M, Aliakbari F, Safarpour H, Safari M, Tahernejad A, Sheikhbardsiri H,
592 Sahebi A. Prevalence of postpartum depression in women amid the COVID-19
593 pandemic: A systematic review and meta-analysis. *Int J Gynaecol Obstet.*
594 2022;157(2):240-247. doi: 10.1002/ijgo.14129
- 595 8. Mahmud S, Hossain S, Muyeed A, Islam MM, Mohsin M. The global prevalence of
596 depression, anxiety, stress, and, insomnia and its changes among health professionals
597 during COVID-19 pandemic: A rapid systematic review and meta-analysis. *Heliyon.*
598 2021;7(7):e07393. doi: 10.1016/j.heliyon.2021.e07393
- 599 9. Demissie DB, Bitew ZW. Mental health effect of COVID-19 pandemic among women
600 who are pregnant and/or lactating: A systematic review and meta-analysis. *SAGE Open*
601 *Med.* 2021;9:20503121211026195. doi: 10.1177/20503121211026195
- 602 10. Yan H, Ding Y, Guo W. Mental Health of Pregnant and Postpartum Women During the
603 Coronavirus Disease 2019 Pandemic: A Systematic Review and Meta-Analysis. *Front*
604 *Psychol.* 2020;11:617001. doi: 10.3389/fpsyg.2020.617001
- 605 11. Nochaiwong S, Ruengorn C, Thavorn K, Hutton B, Awiphan R, Phosuya C, Ruanta Y,
606 Wongpakaran N, Wongpakaran T. Global prevalence of mental health issues among
607 the general population during the coronavirus disease-2019 pandemic: a systematic
608 review and meta-analysis. *Sci Rep.* 2021;11(1):10173. doi: 10.1038/s41598-021-
609 89700-8

- 610 12. Miranda AR, Cortez MV, Scotta AV, Soria EA. COVID-19-related stress in postpartum
611 women from Argentina during the second wave in 2021: Identification of impairing and
612 protective factors. *Midwifery*. 2022;108:103290. doi: 10.1016/j.midw.2022.103290
- 613 13. Le HN, Perry DF, Ortiz G. The Postpartum Depression Screening Scale-Spanish
614 version: examining the psychometric properties and prevalence of risk for postpartum
615 depression. *J Immigr Minor Health*. 2010;12(2):249-58. doi: 10.1007/s10903-009-
616 9260-9
- 617 14. Morin CM, Belleville G, Bélanger L, Ivers H. The Insomnia Severity Index:
618 psychometric indicators to detect insomnia cases and evaluate treatment response.
619 *Sleep*. 2011;34(5):601-8. doi: 10.1093/sleep/34.5.601
- 620 15. Miranda AR, Scotta AV, Méndez AL, Serra SV, Soria EA. Public Sector Workers'
621 Mental Health in Argentina: Comparative Psychometrics of the Perceived Stress Scale.
622 *J Prev Med Public Health*. 2020;53(6):429-438. doi: 10.3961/jpmph.20.229
- 623 16. Do HP, Baker PRA, Van Vo T, Luong-Thanh BY, Nguyen LH, Valdebenito S, et al.
624 Brief screening for maternal mental health in Vietnam: measures of positive wellbeing
625 and perceived stress predict prenatal and postnatal depression. *J Affective Disord Rep*.
626 2021;100047:100047. doi: 10.1016/j.jadr.2020.100047
- 627 17. Vaca J, Cao H. Dialéctica del desarrollo argentino entre el territorio y la sociedad de la
628 información. *Rev Cienc Soc*. 2019;10:153-68
- 629 18. Cîtu C, Gorun F, Motoc A, Sas I, Burlea B, Cîtu IM, Biris M, Forga M, Neagoe O,
630 Gorun OM. Prevalence and Risk Factors of Postpartum Depression in Romanian
631 Women during Two Periods of COVID-19 Pandemic. *J Clin Med*. 2022;11(6):1628.
632 doi: 10.3390/jcm11061628
- 633 19. Babicki M, Kowalski K, Bogudzińska B, Mastalerz-Migas A. Impact of the COVID-
634 19 Pandemic on Mental Well-Being. A Nationwide Online Survey Covering Three

- 635 Pandemic Waves in Poland. *Front Psychiatry*. 2021;12:804123. doi:
636 10.3389/fpsy.2021.804123
- 637 20. Bérard A, Gorgui J, Tchuente V, Lacasse A, Gomez YH, Côté S, et al. The COVID-19
638 Pandemic Impacted Maternal Mental Health Differently Depending on Pregnancy
639 Status and Trimester of Gestation. *Int J Environ Res Public Health*. 2022;19(5):2926.
640 doi: 10.3390/ijerph19052926
- 641 21. Fransson E, Karalexi M, Kimmel M, Bränn E, Kollia N, van Zoest V, et al. Mental
642 health among pregnant women during the pandemic in Sweden—A mixed methods
643 approach using data from the Mom2B mobile application for research. *MedRxiv*
644 2020;20248466. doi: 10.1101/2020.12.18.20248466
- 645 22. Bajaj MA, Salimgaraev R, Zhaunova L, Payne JL. Rates of self-reported postpartum
646 depressive symptoms in the United States before and after the start of the COVID-19
647 pandemic. *J Psychiatr Res*. 2022;151:108-112. doi: 10.1016/j.jpsychires.2022.04.011
- 648 23. Fernández RS, Crivelli L, Guimet NM, Allegri RF, Picco S, Pedreira ME.
649 Psychological distress and mental health trajectories during the COVID-19 pandemic
650 in Argentina: a longitudinal study. *Sci Rep*. 2022;12(1):5632. doi: 10.1038/s41598-
651 022-09663-2
- 652 24. Del-Valle MV, López-Morales H, Gelpi-Trudo R, Poó FM, García MJ, Yerro-
653 Avincetto M, Andrés ML, Canet-Juric L, Urquijo S. More than a year of pandemic:
654 Longitudinal assessment of anxiety and depressive symptoms in the argentine general
655 population during the COVID-19 outbreak. *Stress Health*. 2022;10.1002/smi.3163. doi:
656 10.1002/smi.3163
- 657 25. Ettman CK, Cohen GH, Abdalla SM, Sampson L, Trinquart L, Castrucci BC, Bork RH,
658 Clark MA, Wilson I, Vivier PM, Galea S. Persistent depressive symptoms during

- 659 COVID-19: a national, population-representative, longitudinal study of U.S. adults.
660 Lancet Reg Health Am. 2022;5:100091. doi: 10.1016/j.lana.2021.100091
- 661 26. Dale R, Budimir S, Probst T, Stippl P, Pieh C. Mental Health during the COVID-19
662 Lockdown over the Christmas Period in Austria and the Effects of Sociodemographic
663 and Lifestyle Factors. Int J Environ Res Public Health. 2021;18(7):3679. doi:
664 10.3390/ijerph18073679
- 665 27. Bruggeman H, Smith P, Berete F, Demarest S, Hermans L, Braekman E, Charafeddine
666 R, Drieskens S, De Ridder K, Gisle L. Anxiety and Depression in Belgium during the
667 First 15 Months of the COVID-19 Pandemic: A Longitudinal Study. Behav Sci.
668 2022;12(5):141. doi: 10.3390/bs12050141
- 669 28. Yavorsky JE, Qian Y, Sargent AC. The gendered pandemic: The implications of
670 COVID-19 for work and family. Sociol Compass. 2021;15(6):e12881. doi:
671 10.1111/soc4.12881
- 672 29. Beccaria L, Bertranou F, Maurizio R. COVID-19 in Latin America: The effects of an
673 unprecedented crisis on employment and income. Int Labour Rev. 2022;161(1):83-105.
674 doi: 10.1111/ilr.12361
- 675 30. Alfayumi-Zeadna S, Bina R, Levy D, Merzbach R, Zeadna A. Elevated Perinatal
676 Depression during the COVID-19 Pandemic: A National Study among Jewish and Arab
677 Women in Israel. J Clin Med. 2022;11(2):349. doi: 10.3390/jcm11020349
- 678 31. Fan HSL, Choi EPH, Ko RWT, Kwok JYY, Wong JYH, Fong DYT, Shek NWM, Ngan
679 HYS, Li J, Huang YY, Ouyang YQ, Lok KYW. COVID-19 related fear and depression
680 of pregnant women and new mothers. Public Health Nurs. 2022;39(3):562-571. doi:
681 10.1111/phn.13035

- 682 32. Mollard E, Kupzyk K, Moore T. Postpartum stress and protective factors in women
683 who gave birth in the United States during the COVID-19 pandemic. *Womens Health*
684 (Lond). 2021;17:17455065211042190. doi: 10.1177/17455065211042190
- 685 33. Thapa P, Dhakal B, Shrestha U, Adhikari SG, Shrestha S. Pregnant Women's Mental
686 Health Status and its Related Factors Amidst COVID-19: A Cross- Sectional Study. *J*
687 *Lumbini Med Coll.* 2021;9(1).doi:10.22502/jlmc.v9i1.428
- 688 34. Ruiz-Frutos C, Ortega-Moreno M, Allande-Cussó R, Domínguez-Salas S, Dias A,
689 Gómez-Salgado J. Health-related factors of psychological distress during the COVID-
690 19 pandemic among non-health workers in Spain. *Saf Sci.* 2021;133:104996. doi:
691 10.1016/j.ssci.2020.104996
- 692 35. Soman S, Mohanan D. Home-based work and stress in the pandemic period: a case of
693 working women in Kerala. *IIM Ranchi journal of management studies* 2022; doi:
694 10.1108/IRJMS-07-2021-0034
- 695 36. Galletta MAK, Oliveira AMDSS, Albertini JGL, Benute GG, Peres SV, Brizot ML,
696 Francisco RPV; HC-FMUSP-Obstetric COVID19 Study Group. Postpartum depressive
697 symptoms of Brazilian women during the COVID-19 pandemic measured by the
698 Edinburgh Postnatal Depression Scale. *J Affect Disord.* 2022;296:577-586. doi:
699 10.1016/j.jad.2021.09.091
- 700 37. Takubo Y, Tsujino N, Aikawa Y, Fukiya K, Iwai M, Uchino T, Ito M, Akiba Y, Mizuno
701 M, Nemoto T. Psychological impacts of the COVID-19 pandemic on one-month
702 postpartum mothers in a metropolitan area of Japan. *BMC Pregnancy Childbirth.*
703 2021;21(1):845. doi: 10.1186/s12884-021-04331-1
- 704 38. Legazpi PCC, Rodríguez-Muñoz MF, Le HN, Balbuena CS, Olivares ME, Méndez NI.
705 Suicidal ideation: Prevalence and risk factors during pregnancy. *Midwifery.*
706 2022;106:103226. doi: 10.1016/j.midw.2021

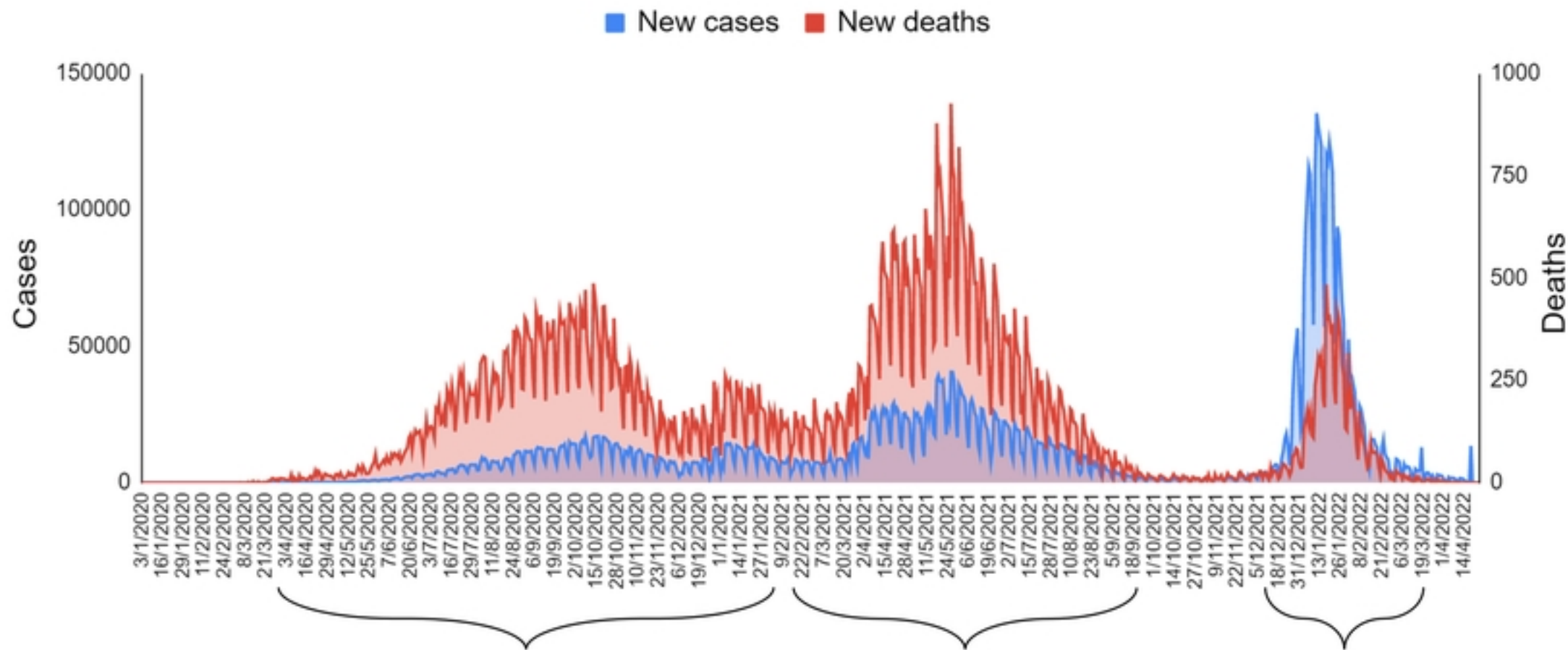
- 707 39. Legazpi PCC, Rodríguez-Muñoz MF, Olivares-Crespo ME, Izquierdo-Méndez N.
708 Review of suicidal ideation during pregnancy: risk factors, prevalence, assessment
709 instruments and consequences. *Psicol Reflex Crit.* 2022;35(1):13. doi: 10.1186/s41155-
710 022-00220-4
- 711 40. Amiri S., Behnezhad S. The global prevalence of postpartum suicidal ideation, suicide
712 attempts, and suicide mortality: A systematic review and meta-analysis. *Int J Ment*
713 *Health.* 2021;50:311-36. doi:10.1080/00207411.2021.1959814
- 714 41. Lin CY, Alimoradi Z, Ehsani N, Ohayon MM, Chen SH, Griffiths MD, Pakpour AH.
715 Suicidal Ideation during the COVID-19 Pandemic among A Large-Scale Iranian
716 Sample: The Roles of Generalized Trust, Insomnia, and Fear of COVID-19. *Healthcare.*
717 2022;10(1):93. doi: 10.3390/healthcare10010093
- 718 42. Ostacoli L, Cosma S, Bevilacqua F, Berchiolla P, Bovetti M, Carosso AR, Malandrone
719 F, Carletto S, Benedetto C. Psychosocial factors associated with postpartum
720 psychological distress during the Covid-19 pandemic: a cross-sectional study. *BMC*
721 *Pregnancy Childbirth.* 2020;20(1):703. doi: 10.1186/s12884-020-03399-5
- 722 43. Chaput KH, Nettel-Aguirre A, Musto R, Adair CE, Tough SC. Breastfeeding
723 difficulties and supports and risk of postpartum depression in a cohort of women who
724 have given birth in Calgary: a prospective cohort study. *CMAJ Open.* 2016;4(1):E103-
725 9. doi: 10.9778/cmajo.20150009
- 726 44. Brown A, Shenker N. Experiences of breastfeeding during COVID-19: Lessons for
727 future practical and emotional support. *Matern Child Nutr.* 2021;17(1):e13088. doi:
728 10.1111/mcn.13088
- 729 45. Singh AP, Kumar VH, Panda S. Supporting Breastfeeding in 2021 and Beyond-Lessons
730 from the Pandemic. *Pediatr Rep.* 2021;13(2):289-301. doi: 10.3390/pediatric13020037.

- 731 46. Lombardo E, Soliverez C. Valoración del apoyo social durante el curso vital. Revista
732 psicodebate: psicología, cultura y sociedad. 2019;19:51-61
- 733 47. Lu X, Perey G, Zhao H, Tang J. A Review of Research on the Influencing Factors of
734 Social Support. Int J New Developments Ed. 2021;3:32-42. doi:
735 10.25236/IJNDE.2021.030406
- 736 48. Fiorillo A, Sampogna G, Giallonardo V, Del Vecchio V, Luciano M, Albert U,
737 Carmassi C, Carrà G, Cirulli F, Dell'Osso B, Nanni MG, Pompili M, Sani G, Tortorella
738 A, Volpe U. Effects of the lockdown on the mental health of the general population
739 during the COVID-19 pandemic in Italy: Results from the COMET collaborative
740 network. Eur Psychiatry. 2020;63(1):e87. doi: 10.1192/j.eurpsy.2020.89
- 741 49. Gustafsson HC, Young AS, Doyle O, Nagel BJ, Mackiewicz Seghete K, Nigg JT,
742 Sullivan EL, Graham AM. Trajectories of perinatal depressive symptoms in the context
743 of the COVID-19 pandemic. Child Dev. 2021;92(5):e749-e763. doi:
744 10.1111/cdev.13656
- 745 50. Koyucu RG, Karaca PP. The Covid 19 outbreak: Maternal Mental Health and
746 Associated Factors. Midwifery. 2021;99:103013. doi: 10.1016/j.midw.2021.103013
- 747 51. Tsuno K, Okawa S, Matsushima M, Nishi D, Arakawa Y, Tabuchi T. The effect of
748 social restrictions, loss of social support, and loss of maternal autonomy on postpartum
749 depression in 1 to 12-months postpartum women during the COVID-19 pandemic. J
750 Affect Disord. 2022;307:206-214. doi: 10.1016/j.jad.2022.03.056
- 751 52. Zhang X. Household Chaos and Caregivers' and Young Children's Mental Health
752 during the COVID-19 Pandemic: A Mediation Model. J Child Fam Stud.
753 2022;31(6):1547-1557. doi: 10.1007/s10826-022-02283-4
- 754 53. Akay A. The local and global mental health effects of the Covid-19 pandemic. Econ
755 Hum Biol. 2022;45:101095. doi: 10.1016/j.ehb.2021.101095

- 756 54. Amare NS, Chekol B, Aemro A. Determinants of Poor Sleep Quality During the
757 COVID-19 Pandemic Among Women Attending Antenatal Care Services at the Health
758 Facilities of Debre Berhan Town, Ethiopia: An Institutional-Based Cross-Sectional
759 Study. *Front Psychiatry*. 2022;13:841097. doi: 10.3389/fpsy.2022.841097
- 760 55. Ramdurg SI, Mudanur SR, Benteor S, Yaliwal R, Kori S, Varma L. How coronavirus
761 disease 2019 is affecting the mental health of postpartum women: A cross-sectional
762 study. *Ann Indian Psychiatry*. 2022;6:57-62. doi:10.4103/aip.aip_117_21
- 763 56. Khadka R, Hong SA, Chang YS. Prevalence and determinants of poor sleep quality and
764 depression among postpartum women: a community-based study in Ramechhap
765 district, Nepal. *Int Health*. 2020;12(2):125-131. doi: 10.1093/inthealth/ihz032
- 766 57. Li Y, Chen B, Hong Z, Sun Q, Dai Y, Basta M, Tang X, Qin Q. Insomnia symptoms
767 during the early and late stages of the COVID-19 pandemic in China: a systematic
768 review and meta-analysis. *Sleep Med*. 2022;91:262-272. doi:
769 10.1016/j.sleep.2021.09.014
- 770 58. Yuan K, Zheng YB, Wang YJ, Sun YK, Gong YM, Huang YT, et al. A systematic
771 review and meta-analysis on prevalence of and risk factors associated with depression,
772 anxiety and insomnia in infectious diseases, including COVID-19: a call to action. *Mol*
773 *Psychiatry*. 2022;6:1–9. doi: 10.1038/s41380-022-01638-z
- 774 59. Pépin JL, Bailly S, Mignot E, Gaucher J, Chouraki A, Cals-Maurette M, Ben Messaoud
775 R, Tamisier R, Arnal PJ. Digital markers of sleep architecture to characterize the impact
776 of different lockdown regimens on sleep health during the COVID-19 pandemic. *Sleep*.
777 2022;45(6):zsac074. doi: 10.1093/sleep/zsac074
- 778 60. Ding X, Brazel DM, Mills MC. Gender differences in sleep disruption during COVID-
779 19: cross-sectional analyses from two UK nationally representative surveys. *BMJ*
780 *Open*. 2022;12(4):e055792. doi: 10.1136/bmjopen-2021-055792

- 781 61. Xie M, Wang X, Zhang J, Wang Y. Alteration in the psychologic status and family
782 environment of pregnant women before and during the COVID-19 pandemic. *Int J*
783 *Gynaecol Obstet.* 2021;153(1):71-75. doi: 10.1002/ijgo.13575
- 784 62. Ochnik D, Arzenšek A, Rogowska AM, Mars Bitenc U, Benatov J. Changes in Mental
785 Health during the COVID-19 Pandemic among Representative Sample of Young
786 Adults from Germany, Israel, Poland, and Slovenia: A Longitudinal Study. *Int J*
787 *Environ Res Public Health.* 2022;19(10):5794. doi: 10.3390/ijerph19105794
- 788 63. Mullins RJ, Meeker TJ, Vinch PM, Tulloch IK, Saffer MI, Chien JH, Bienvenu OJ,
789 Lenz FA. A Cross-Sectional Time Course of COVID-19 Related Worry, Perceived
790 Stress, and General Anxiety in the Context of Post-Traumatic Stress Disorder-like
791 Symptomatology. *Int J Environ Res Public Health.* 2022;19(12):7178. doi:
792 10.3390/ijerph19127178
- 793 64. Rogowska AM, Ochnik D, Kuśnierz C, Chilicka K, Jakubiak M, Paradowska M, et al.
794 Changes in mental health during three waves of the COVID-19 pandemic: a repeated
795 cross-sectional study among polish university students. *BMC Psychiatry.*
796 2021;21(1):627. doi: 10.1186/s12888-021-03615-2
- 797 65. Wang J, Zhou Y, Qian W, Zhou Y, Han R, Liu Z. Maternal insomnia during the
798 COVID-19 pandemic: associations with depression and anxiety. *Soc Psychiatry*
799 *Psychiatr Epidemiol.* 2021;56(8):1477-1485. doi: 10.1007/s00127-021-02072-2
- 800 66. Casagrande M, Forte G, Tambelli R, Favieri F. The Coronavirus Pandemic: A Possible
801 Model of the Direct and Indirect Impact of the Pandemic on Sleep Quality in Italians.
802 *Nat Sci Sleep.* 2021;13:191-199. doi: 10.2147/NSS.S285854
- 803 67. King LS, Feddoes DE, Kirshenbaum JS, Humphreys KL, Gotlib IH. Pregnancy during
804 the pandemic: the impact of COVID-19-related stress on risk for prenatal depression.
805 *Psychol Med.* 2021;30:1-11. doi: 10.1017/S003329172100132X

- 806 68. Anderson MR, Salisbury AL, Uebelacker LA, Abrantes AM, Battle CL. Stress, coping
807 and silver linings: How depressed perinatal women experienced the COVID-19
808 pandemic. *J Affect Disord.* 2022;298:329-336. doi: 10.1016/j.jad.2021.10.116
- 809 69. Werchan DM, Hendrix CL, Ablow JC, Amstadter AB, Austin AC, Babineau V, et al.
810 Behavioral coping phenotypes and associated psychosocial outcomes of pregnant and
811 postpartum women during the COVID-19 pandemic. *Sci Rep.* 2022;12(1):1209. doi:
812 10.1038/s41598-022-05299-4
- 813 70. Raman S, Hyland P, Coogan AN. Temporal associations between insomnia and
814 depression symptoms in adults during the COVID-19 pandemic: A cross-lagged path
815 modelling analysis. *Psychiatry Res.* 2022;312:114533. doi:
816 10.1016/j.psychres.2022.114533
- 817 71. Argentinian National Ministry of Health. www.argentina.gob.ar/salud/
- 818 72. National Institute of Statistics and Census of Argentina. <https://www.indec.gob.ar/>
- 819 73. Wang X, Cheng Z. Cross-Sectional Studies: Strengths, Weaknesses, and
820 Recommendations. *Chest.* 2020;158(1S):S65-S71. doi: 10.1016/j.chest.2020.03.012
821



	FIRST WAVE	SECOND WAVE	THIRD WAVE
Percent positivity *	47.7%	33.9%	31.0%
National ICU occupancy *	64.2%	73.1%	37.8%
Case fatality rate *	2.7%	2.1%	2.0%
Percentage of active cases *	16.5%	10.2%	8.9%
Government measures	<ul style="list-style-type: none"> • Social isolation policy: Strict confinement • Social distancing and mandatory use of face masks • Closure of educational institutions • Workplaces: closed with strictly regulated exceptions • Vaccination: health professionals and population at risk 	<ul style="list-style-type: none"> • Short mandatory confinements in high-risk areas • Social distancing and mandatory use of face masks • Reopening of schools with shift-based hybrid systems • Vaccination: for general population above 11 years-old 	<ul style="list-style-type: none"> • Home confinement for people with COVID-19 • Health pass to move between provinces • Mandatory use of face masks • Reopening of universities • Vaccination: for general population including children
Unemployment	13.5%	10.4%	7.8%
Poverty and indigence	51.4%	51.3%	45.3%
Inflation: monthly rate	3.8%	3.3%	3.9%
Inflation: interannual variation	37.2%	48.8%	50.7%

Figure 1

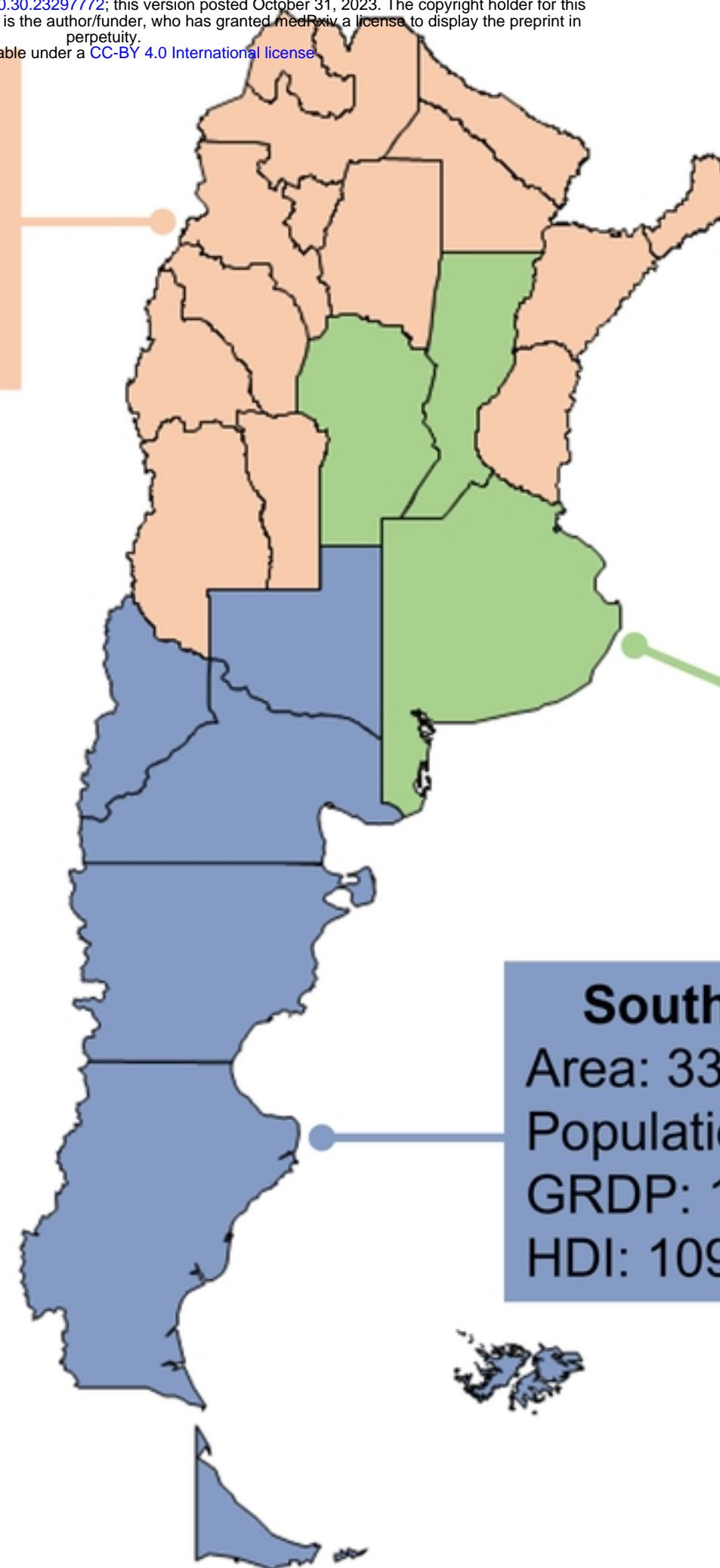
North Region

Area: 39.4%

Population: 27.5%

GRDP: 18.3%

HDI: 82.8



Core Region

Area: 27.2%

Population: 66.9%

GRDP: 71.7%

HDI: 109.8

South Region

Area: 33.5%

Population: 5.6%

GRDP: 10.0%

HDI: 109.4



Figure 2

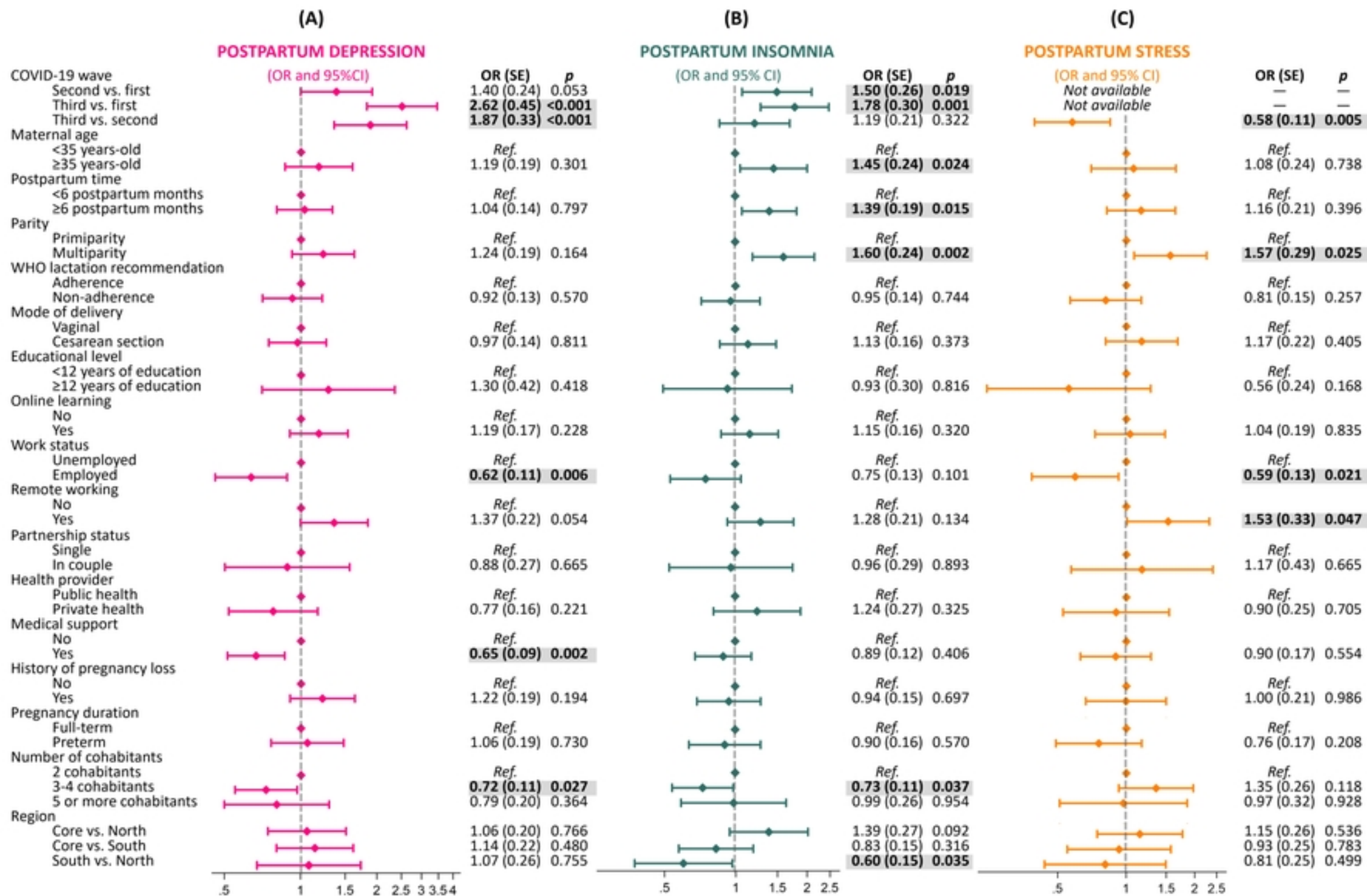


Figure 3

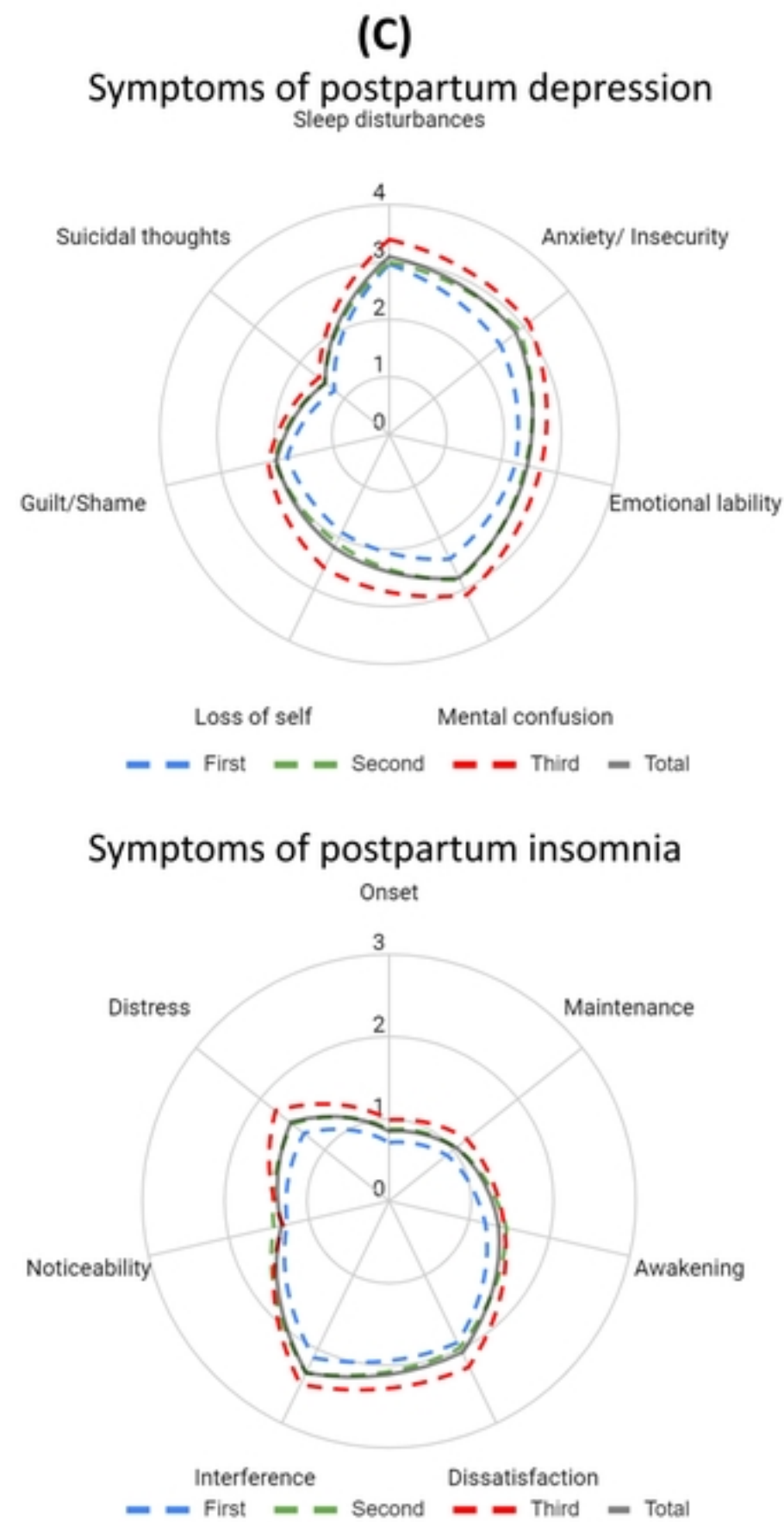
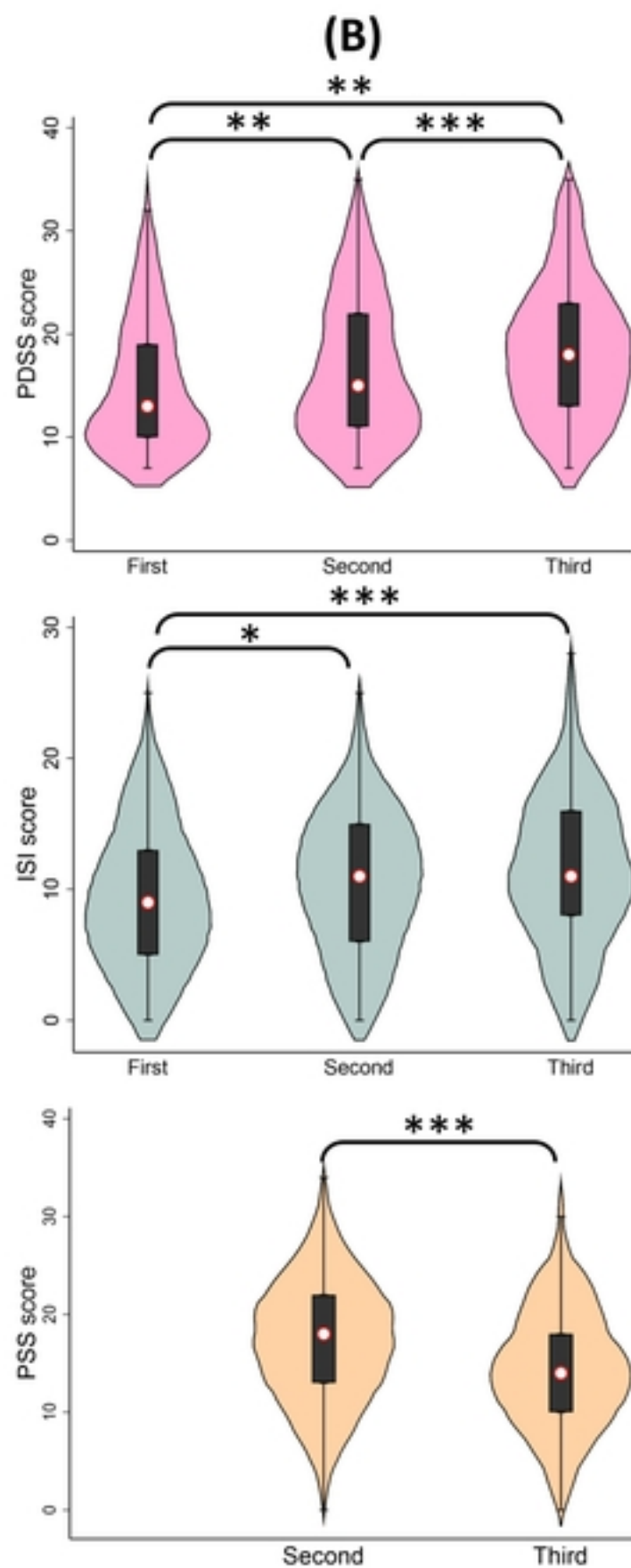
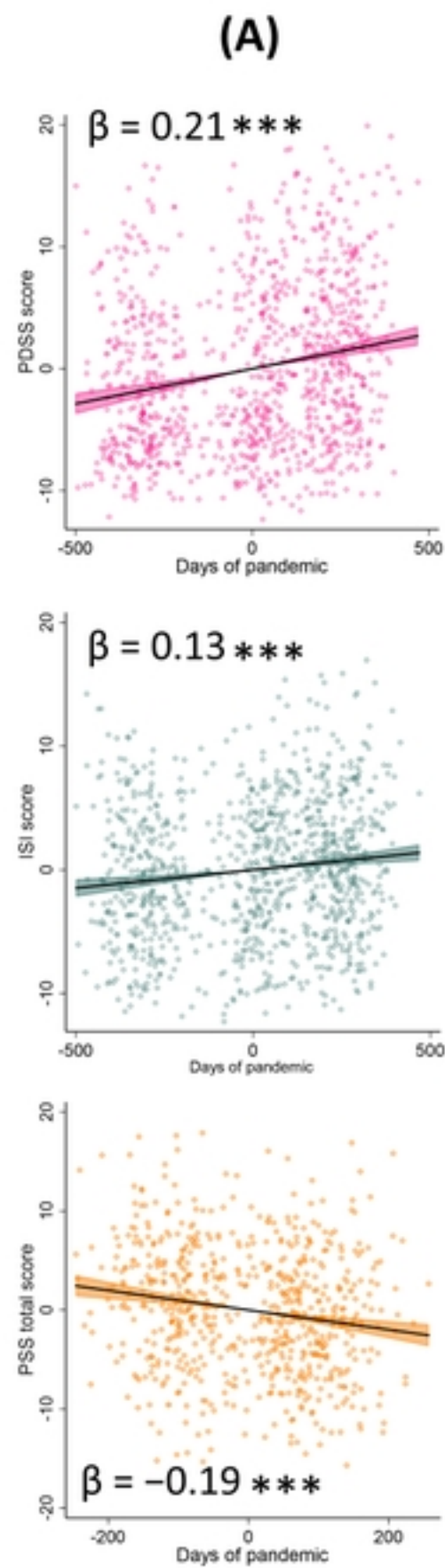
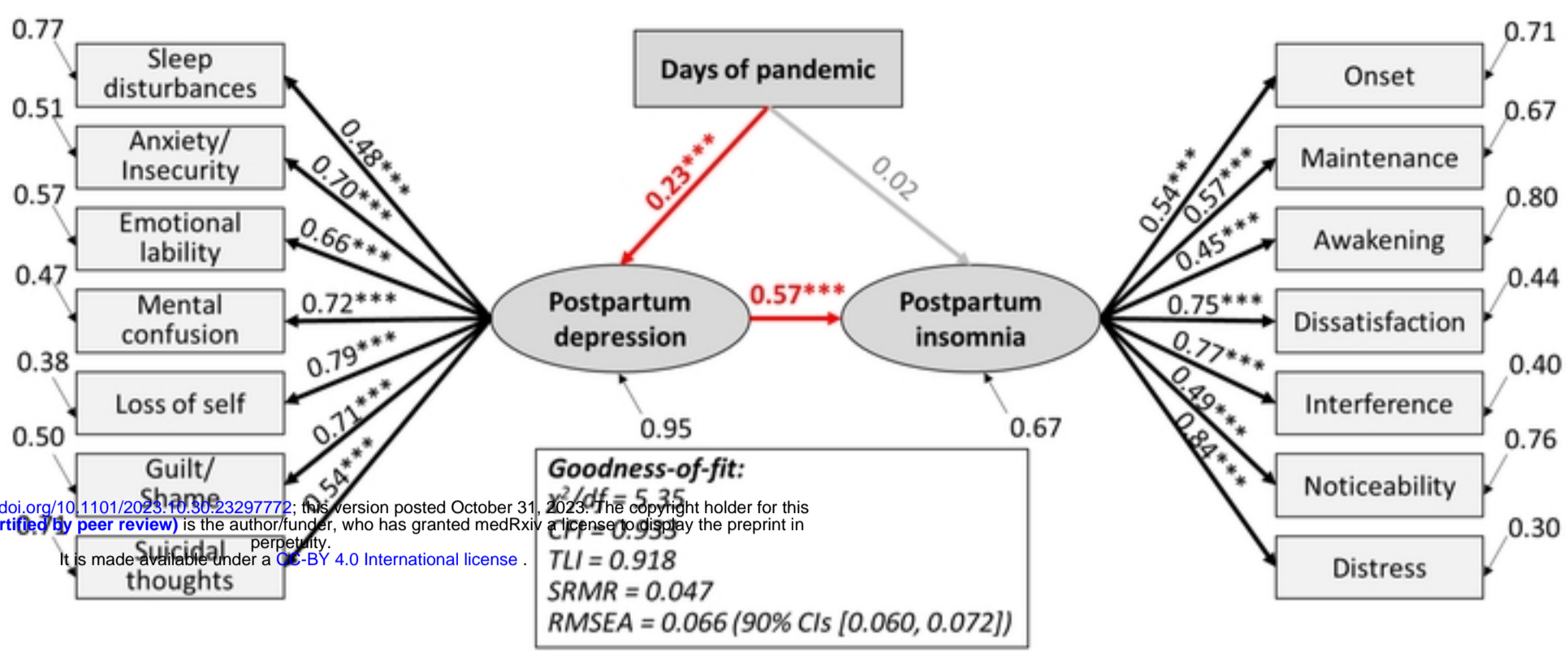
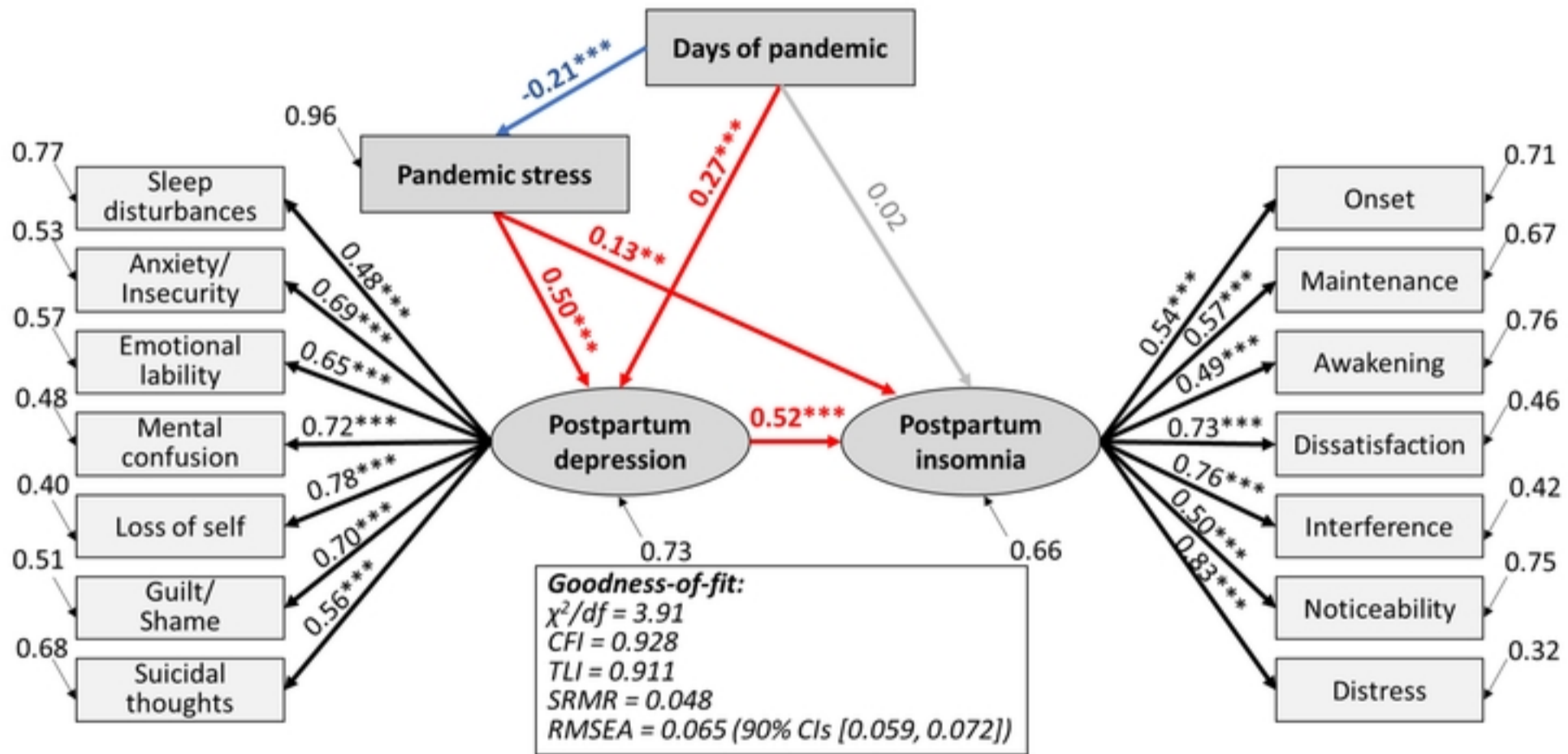


Figure 4

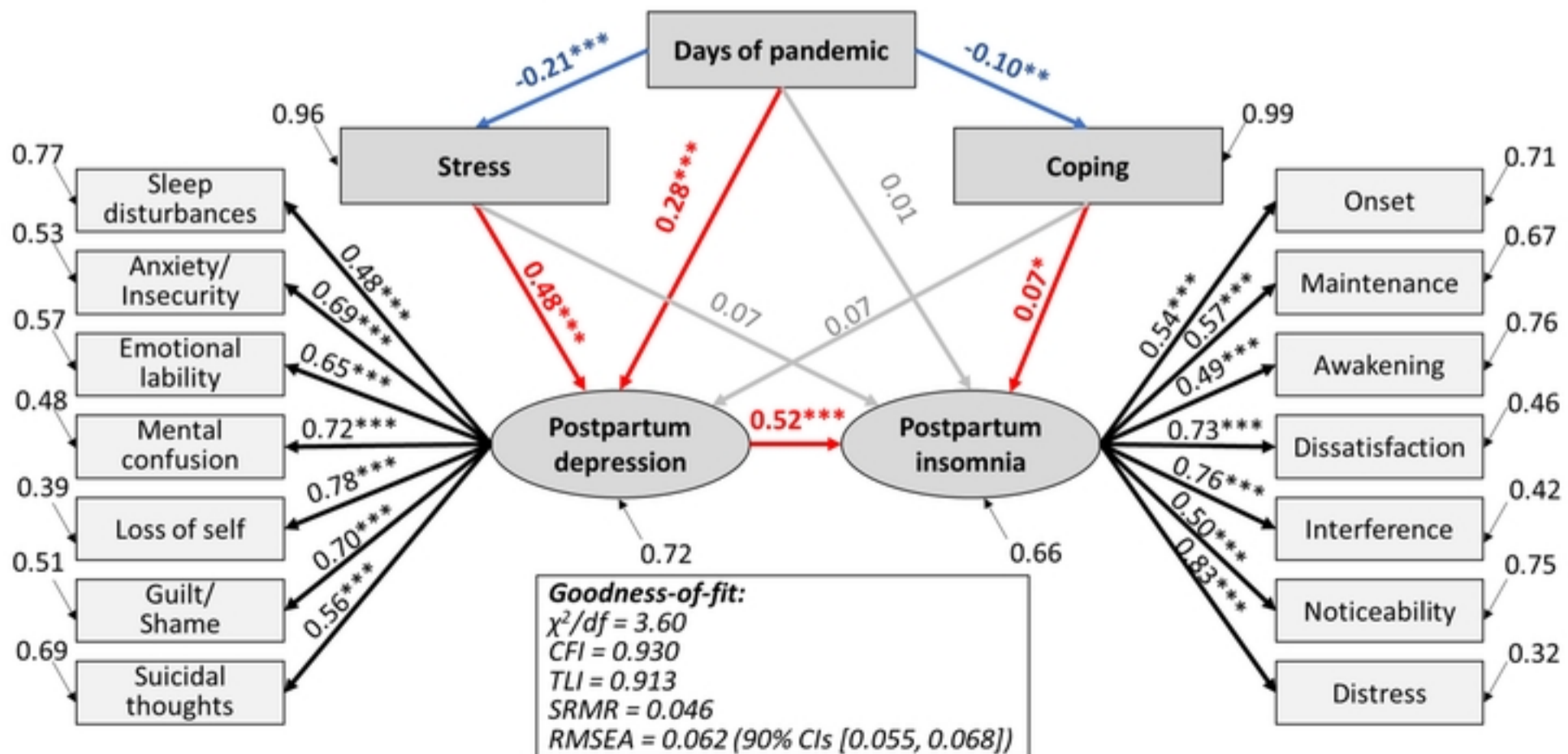
**(A)
MODEL I**



**(B)
MODEL II**



**(C)
MODEL III**



medRxiv preprint doi: <https://doi.org/10.1101/2023.10.30.23297772>; this version posted October 31, 2023. The copyright holder for this preprint (which was not certified by peer review) is the author/funder, who has granted medRxiv a license to display the preprint in perpetuity. It is made available under a [CC-BY 4.0 International license](https://creativecommons.org/licenses/by/4.0/).

Figure 5