

1 **Title page**

2 **Title:** Is addressing violence against women prioritised in health policies? Findings from a
3 WHO Policies Database

4
5 **Authors:** Eva Burke^{1*}, Katherine Watson¹, Gillian Eva¹, Judy Gold¹, Claudia Garcia-Moreno²
6 and Avni Amin³

7
8 ¹ Freelance consultants

9 ² Department of Sexual and Reproductive Health and Research, World Health Organization,
10 20 Avenue Appia, 1211 Geneve, Switzerland (previous)

11 ³ Department of Sexual and Reproductive Health and Research, World Health Organization,
12 20 Avenue Appia, 1211 Geneve, Switzerland

13
14 **Corresponding author email:** eva.burke.consulting@gmail.com (EB)

15 **Contributorship**

Contribution	Concepti on or design of work	Data collection	Data analysis and interpretati on	Supervision	Drafting the article	Critical revision of the article	Final approval of the version to be submitted
Author							
Eva Burke	Yes	Yes	Yes		Yes		Yes
Katherine Watson	Yes	Yes	Yes		Yes	Yes	Yes
Gillian Eva		Yes	Yes			Yes	Yes
Judy Gold	Yes	Yes				Yes	Yes
Claudia Garcia-Moreno	Yes			Yes		Yes	Yes
Avni Amin	Yes			Yes	Yes	Yes	Yes

16

17 **Abstract**

18 Violence against women (VAW) affects almost 1 in 3 women and can lead to short and long-
19 term adverse health outcomes. The health sector is an important entry point to respond to
20 VAW. Globally, countries have committed to eliminating VAW through the SDGs and WHO
21 Member States have endorsed a Global Plan of Action on Violence, which asks countries to
22 provide comprehensive health services to VAW survivors. To track progress and establish a
23 baseline for the Global Plan of Action on Violence, WHO developed a VAW Policies
24 Database to assess how countries are addressing VAW in health and multisectoral policies.
25 This paper presents findings from 15 select indicators related to the existence of VAW-
26 related policies and the inclusion of health services for survivors in policies in line with WHO
27 recommendations. Results show that while 80% of countries have multisectoral VAW policies
28 in place, only 34% have national health policies that include VAW response and/or
29 prevention as a strategic priority, and 48% have clinical guidelines for the health sector
30 response. Policies were analysed to identify inclusion of WHO-recommended VAW health
31 services: 75% of countries' policies mention provision of first-line support; while 50% or fewer
32 of countries mention clinical enquiry to identify intimate partner violence, post-rape care
33 services, or mental health assessment, referral and treatment. The high-income countries
34 group had the lowest proportion of countries that specified each of the above-mentioned
35 health services in policies. Findings show that more efforts are needed to raise the
36 awareness of ministries of health about the public health impact of VAW and the importance
37 of including VAW in health policies. Where policies exist, many are not aligned with WHO-
38 recommendations. Policy dialogues should be conducted with governments on how to better
39 align their VAW policies with internationally-agreed, evidence-based standards, and to
40 implement them through programmes and services.

41 **Introduction**

42 Violence against women (VAW) is defined by the United Nations (UN) as “*any act of gender-*
43 *based violence that results in, or is likely to result in, physical, sexual or mental harm or*
44 *suffering to women, including threats of such acts, coercion or arbitrary deprivation of liberty,*
45 *whether occurring in public or in private life*” and can occur in the family, in the community, or
46 be perpetrated or condoned by the State [1]. The World Health Organization’s (WHO) 2018
47 estimates of VAW prevalence show that nearly 1 in 3 women have experienced physical
48 and/or sexual violence from a male intimate partner and/or sexual violence from someone
49 other than an intimate partner at least once in their lifetime since the age of 15 [2]. The same
50 study also highlights that intimate partner violence (IPV) (whether physical, sexual or
51 psychological) is the most widespread form of violence against women globally, with an
52 estimated 27% of women aged 15-49 years reporting experience of physical and/or sexual
53 violence by an intimate partner at least once in their lifetime and 13% in the last 12 months
54 [2]. IPV prevalence in the last 12 months was highest in Oceania, Southern Asia and Africa.
55 An estimated 6% of women aged 15-49 years have experienced non-partner sexual violence
56 (NPSV) from someone other than a current or former husband or male intimate partner at
57 least once since the age of 15 [2]. Reported incidents of violence against women have
58 increased in some settings since the outbreak of COVID-19, coinciding with the reduction of
59 VAW services in many countries due to pandemic-era restrictions [3].

60

61 The health impact of VAW is well-recognised and documented. VAW can lead to short- and
62 long-term adverse physical and mental health outcomes. Physical outcomes include sexual
63 and reproductive health problems such as unintended pregnancies, adverse maternal and
64 newborn health outcomes, sexually transmitted infections (STIs) and HIV infection,
65 gynaecological problems, and injuries. Mental health outcomes include depression, anxiety,
66 post-traumatic stress disorder (PTSD), and suicide [4]. Women who experience violence are
67 more likely to seek health services, even if they do not explicitly disclose violence to a health

68 care provider [5] [6] . Therefore, the health sector is a critical entry point for addressing VAW
69 within a multisectoral response.

70

71 Over the past decade, governments have committed in both international and regional
72 agreements to prevent and address VAW. This includes several UN General Assembly
73 resolutions (UN, 1993), regional conventions such as the Inter-American Convention of
74 Belem do Para [7] and the Council of Europe Convention on preventing and combating VAW
75 and domestic violence (Istanbul Convention) [8]. The 2030 Sustainable Development Goals
76 (SDG) specifically include a target and indicators related to VAW under SDG 5 for gender
77 equality. Target 5.2 focuses on the elimination of all forms of violence against all women and
78 girls in the public and private spheres and is tracked by indicators 5.2.1 and 5.2.2 related to
79 prevalence of IPV and sexual violence in the last 12 months, respectively [9]. In recognition
80 of the public health burden of VAW, at the 69th World Health Assembly in 2016, WHO
81 Member States endorsed resolution WHA69.5 – the *Global Plan of Action to Strengthen the*
82 *Role of the Health System within a National Multisectoral Response to Address Interpersonal*
83 *Violence, in particular Against Women and Girls, and Against Children* (henceforth ‘*the*
84 *Global Plan of Action on Violence*’). The Global Plan of Action on Violence calls on WHO
85 Member States to: explicitly address VAW in health policies, clinical protocols and guidelines
86 in line with WHO recommendations and international human rights standards; train health
87 care providers and provide comprehensive health services for survivors including sexual and
88 reproductive and mental health care; foster prevention programmes by ensuring that the
89 health sector is reflected in the multisectoral VAW plans and is working with other sectors to
90 promote evidence-based prevention; and strengthen research, evidence and data including
91 through prevalence surveys and inclusion of VAW response indicators in health surveillance
92 [10].

93

94 In 2020, WHO commissioned the development of a VAW Policies Database, aiming to
95 assess how, if at all, countries are addressing VAW in health and multisectoral policies,

96 including whether their content is aligned with WHO recommendations, evidence-based
97 strategies, and international human rights standards. The VAW Policies Database also
98 provides a baseline against which to monitor progress of the Global Plan of Action on
99 Violence and to facilitate policy dialogue with governments. This paper presents select
100 findings in relation to two groups of indicators in the VAW Policies Database, presented by
101 SDG geographical regions and World Bank country income groups: 1) the existence of
102 health and multisectoral policies that address VAW and 2) the extent to which health services
103 recommended by WHO to address VAW are included within such policies. The findings
104 highlight what actions need to be taken by governments to strengthen their policy
105 frameworks for improving the health sector's response to VAW going forward.

106 **Methods**

107 The VAW Policies Database includes data for 54 indicators covering six areas of
108 measurement: 1) existence of policies addressing VAW; 2) inclusion of health services
109 recommended by WHO in policies; 3) availability of services recommended by WHO; 4)
110 extent to which policies address groups living in situations of vulnerability; 5) inclusion of
111 evidence-based prevention strategies in policies; and 6) availability of prevalence data on
112 VAW. Of these, only findings reflecting the first two areas of measurement covering 15
113 indicators are presented in this paper. The VAW Policies Database is populated with
114 evidence from the content analysis of over 600 health and multisectoral policy documents.
115 The three main types of policy documents that were reviewed for the VAW Policies Database
116 are outlined in Table 1.

117 Table 1: The main types of policy documents included in the VAW Policies Database

Policy type	Inclusion criteria
National health policy	Any national health sector-specific policy document that addresses VAW, or including general, sexual and reproductive health (SRH), HIV or reproductive, maternal, newborn, child and adolescent health (RMNCAH) health policies, that addresses VAW. Adolescent and maternal policies, emergency preparedness and mental health policies were not included.
National multisectoral VAW policy	National VAW multisectoral policy document or gender equality and/or other policies that address the advancement of women and contain a strong VAW component.
Clinical guidelines	Guidance for the health sector’s prevention and/or response to VAW. Although the broad term ‘clinical guidelines’ has been used for this category, it can refer to any national health sector-specific document such as clinical guidelines, standard operating procedures (SOPs) or guidance for health-care providers, managers and/or administrators to respond to VAW.

118

119 We refer to all policy documents that were included in the VAW Policies Database

120 collectively in this paper as 'VAW policies'. All included policy documents had to be

121 government-endorsed and final versions of national-level policies. Sub-national policies

122 were not included, nor were documents issued by third-party institutions. Policy documents

123 were sourced from existing repositories, including the global policy repository compiled from

124 the 155 country responses to the 2018-2019 WHO sexual, reproductive, maternal, newborn,

125 child and adolescent health (SRMNCAH) policy survey, as well as those managed by

126 regional and country WHO offices. Extensive online searches were also conducted to source

127 policy documents. In addition, the WHO office in the Americas did targeted outreach to

128 countries to request policy documents for the VAW Policies Database. The findings

129 presented in this paper are based on data included in the VAW Policies Database as of

130 November 2021.

131

132 A global status report published by WHO on addressing VAW in health and multisectoral
133 policies includes more details of the data sources, methodology, indicators and findings from
134 all 54 indicators in aggregate at the global level and disaggregated by WHO regions [11]. In
135 contrast, the findings herein are presented by SDG super regions (hereafter referred to as
136 'SDG regions'): Africa, Americas, Asia, Europe, Oceania [12] and the four World Bank
137 income groups: low-income, lower-middle income, upper-middle income, and high-income
138 [13]. For the indicators related to the existence of VAW-related policies, additional analysis
139 was done by the 17 SDG sub-regions, which are: Australia and New Zealand; Central Asia;
140 Eastern Asia; Eastern Europe; Latin America and the Caribbean; Melanesia; Micronesia;
141 Northern Africa; North America; Northern Europe; Polynesia; South-eastern Asia; Southern
142 Asia; Southern Europe; Sub-Saharan Africa; Western Asia; Western Europe. A subset of 15
143 indicators were prioritised for this paper due to their importance to the health sector's
144 response to VAW; these are topics that can reasonably be expected to be found in the types
145 of health and multisectoral policies included in the VAW Policies Database. All WHO
146 Member States (n=194) were considered in the denominator for indicators related to the
147 existence of health policies, but for results presented by World Bank income regions,
148 however, there are two fewer countries given that the Cook Islands and Niue do not have
149 World Bank income categorisation (n=192). The denominator for inclusion of health service
150 in policies indicators is based on only those countries for which policy documents were
151 available and therefore, uploaded to the VAW Policies Database (n=174), but for results
152 presented by World Bank income regions, however, there is one fewer country given that the
153 Cook Islands does not have a World Bank income categorisation (n=173).

154 **Results**

155 The Global Plan of Action on Violence suggests that countries include VAW prevention and
156 response interventions in health policies and develop guidelines, protocols or SOPs to guide

157 health providers [10]. Accordingly, the first group of indicators for which findings are
 158 highlighted below relate to the existence of these policies and protocols (Table 2).

159 Table 2: Indicators related to the existence of VAW-related policies

Existence of VAW-related policies	Proportion of countries with a national health policy that includes VAW response and/or prevention as a strategic priority, a multisectoral VAW policy that includes the health sector), or clinical guidelines, by SDG regions and sub-regions
	Proportion of countries with a national health policy that includes VAW response and/or prevention as a strategic priority, a multisectoral VAW policy that includes the health sector, or clinical guidelines, by World Bank income group

160
 161 WHO guidelines [14] provide detailed recommendations for the different types of health
 162 services that should be available for survivors of VAW (see S1 Table). Given these
 163 recommendations, findings for the second grouping of indicators highlight data on the extent
 164 to which policies include: methods for the identification of IPV; provision of first-line support;
 165 provision of post-rape care, and; provision of mental health services (i.e. assessment,
 166 referral and treatment) (Table 3).

167 Table 3: Indicators related to the inclusion of VAW health services in policy

Existence of VAW health services in policy	Proportion of countries that include clinical enquiry or universal screening in policy, by SDG regions and World Bank income groups
	Proportion of countries that include first line support in policy, by SDG regions and World Bank income groups
	Proportion of countries that include EC, HIV PEP, STI treatment, and all three services, in policy, by SDG regions and World Bank income groups
	Proportion of countries that include abortion for survivors of VAW in policy, by SDG regions and WB income groups
	Proportion of countries that include mental health assessment and referral in policy, by SDG region and World Bank income groups
	Proportion of countries that include mental health treatment in policy, by SDG regions and World Bank income groups

168 *Existence of health and multisectoral policies that include VAW*

169 National health policies were assessed for whether they included VAW response and/or
170 prevention as a strategic priority, which was defined as VAW being one of the primary goals,
171 objectives or strategic priorities articulated within the policy. Globally, 34% of countries have
172 national health policies that include VAW response and/or prevention as a strategic priority
173 (Fig1).

174 Fig1: Existence of health sector VAW-related policies, by SDG regions

175

176 The SDG region of Oceania has the highest proportion of countries (63%) with national
177 policies that include VAW response and/or prevention as a strategic priority, followed by the
178 Americas (57%). On a SDG sub-regional level, there are wide disparities; more than half of
179 countries in the sub-regions of Australia and New Zealand, Melanesia, Polynesia, Latin
180 America and the Caribbean, and Southern Asia have national health policies that include
181 VAW response and/or prevention as a strategic priority (see S2 Table). By contrast, no
182 countries in the sub-regions of Central Asia, East Asia and Northern Africa have VAW
183 response and/or prevention as a strategic priority within national health policies. Looking at
184 data by income groups, the high-income group has the lowest proportion of countries with
185 national health policies that include VAW response and/or prevention as a strategic priority
186 (Fig2).

187

188 Fig2: Existence of health sector VAW-related policies, by World Bank income groups

189

190 The Global Plan of Action on Violence emphasises the need for a multisectoral response that
191 includes the health sector. While a majority of countries (81%) have multisectoral VAW plans
192 or policies (S2 Table), slightly fewer (70%) have multisectoral VAW plans or policies that
193 explicitly mention the health sector role or response to VAW (Fig1). In most SDG regions,
194 between 12% and 14% of multisectoral VAW plans do not include the health sector role in

195 VAW, with the exception of the Americas where all multisectoral VAW plans include the
196 health sector. The proportion of countries with a multisectoral VAW plan that explicitly
197 includes the health sector also varies by SDG sub-region: most or all countries in Australia
198 and New Zealand and Eastern, Northern and Western Europe have multisectoral VAW plans
199 that include health sector, but under half of countries in Central Asia and Southern Asia
200 include it (S2 Table).

201
202 Multisectoral VAW plans that include the role of the health sector are found for approximately
203 three quarters of upper-middle and high-income countries and approximately two thirds of
204 lower-middle and low-income countries (Fig2).

205
206 Nearly half (48%) of countries have clinical guidelines for responding to VAW, ranging from
207 the highest proportion of countries in the SDG region of the Americas (60%) to the lowest in
208 Oceania (38%) (Fig1). Analysis by SDG sub-regions shows more stark differences, with no
209 countries with clinical guidelines for responding to VAW in Eastern Asia, North America, and
210 Polynesia, whereas most or all of the countries in the SDG sub-regions of Melanesia,
211 Southern Asia, and Australia and New Zealand have clinical guidelines (S2 Table). Although
212 there are not major variances between the different income groups, a slightly higher
213 proportion of lower-middle income countries have clinical guidelines responding to VAW than
214 countries from other income groups (Fig2).

215
216 Looking across the different types of policies, multisectoral VAW plans are the most
217 commonly found types of policy across all SDG regions and income groups. Across SDG
218 regions and income groups, there is some variation of the proportion of countries with clinical
219 guidelines, but variation is more noticeable between SDG regions, sub-regions and income
220 groups in the proportion of countries with health policies that include VAW as a strategic
221 priority.

222 *Inclusion of health services for survivors in policies in line with WHO recommendations*

223 Approximately a quarter (24%) of countries have policies that align with WHO's
224 recommendation to use clinical enquiry to identify women subjected to IPV. There are not
225 significant differences in this indicator between SDG regions, though Asia has the highest
226 proportion of countries with policies that include clinical enquiry (S4 Table). Analysing by
227 income group, the highest proportion of countries that include clinical enquiry in their VAW
228 policies are in the lower-middle income group, whilst the lowest proportion is in the high-
229 income group of countries (S4 Table).

230

231 The provision of first line support and its inclusion in VAW policies was considered to be met
232 if a policy document mentioned the importance of one or more of the following elements: a)
233 providing practical care and support; b) listening; c) offering validation or comfort; and d)
234 offering information about or connecting survivors of VAW to other support services. Three-
235 quarters (75%) of countries include first line support for survivors in policy, although this is
236 higher among countries in the SDG regions of the Americas and Africa and lowest in Europe
237 (S5 Table). More countries from the low and lower-middle income group include first line
238 support in policy than in high and upper-middle income countries (S5 Table).

239

240 Just over half of countries include information about the provision of each of the following
241 three components of post-rape care - emergency contraception (EC), HIV post-exposure
242 prophylaxis (PEP) and STI prophylaxis - in policies, whilst just under half of all countries
243 include *all three* services (Table 4). A higher proportion of countries in the Americas and
244 Oceania regions include *all three* services, as compared with other SDG regions. Europe has
245 the lowest proportion of countries with policies that include each of the post-rape care
246 services and the lowest proportion of countries with policies that include *all three* services in
247 policy. By income group, similar proportions of low-income, lower middle-income and upper-
248 middle countries include each of the three post-rape care elements and *all three* services,

249 but fewer high-income countries include *all three* in policy when compared to other income
 250 groups (Table 4).

251 Table 4: Proportion of countries that include EC, HIV PEP, STI treatment, and all three
 252 services, in policy, by SDG region and World Bank income group

	EC (%)	HIV PEP (%)	STI treatment (%)	EC, HIVPEP, and STI treatment (%)
SDG region				
Africa (n=50)	62	58	50	46
Americas (n=34)	76	79	71	68
Asia (n=36)	53	47	50	47
Europe (n=41)	29	29	37	22
Oceania (n=13)	69	69	54	54
World Bank income group				
Low income (n=25)	33	33	37	26
Lower-middle income (n=45)	68	68	56	56
Upper-middle income (n=49)	64	58	56	51
High income (n=54)	67	67	61	57
Global (n=174)*	56	54	51	45*

253
 254 *n=173 for World Bank income groups due to some countries not classified into income groups by the WB. Due to
 255 the different denominator, one difference is observed in the global averages: the % of countries with EC, HIVPEP,
 256 and STI treatment is 46%. All other global averages are the same.

257
 258 Note: The proportions in Table 4 are not mutually exclusive i.e. a country could appear in more than one category
 259 for individual services. A country that offers EC, HIV PEP and STI treatment will appear in the individual
 260 categories as well as in the 'EC, HIV PEP, and STI treatment' category.
 261

262 The inclusion of abortion as an element of post-rape care in VAW policies is reported
 263 separately because a number of countries have laws against the provision of abortion on
 264 different grounds. More detailed information about countries abortion laws and policies,
 265 including on grounds of rape are available through the WHO Global Abortion Policies

266 Database (GAPD) [15]. Just 17% of countries include information on abortion as an element
267 of post-rape care in their VAW policies (S6 Table).

268
269 Mental health care has been identified as an important intervention for responding to VAW.
270 However, in recognition of the scarcity of specialised mental health professionals at the
271 primary health care level and other settings where VAW services are provided, the
272 recommendations of WHO are: to offer first line support to every survivor who has persistent
273 symptoms related to mental health; to offer basic psychosocial support; to assess for
274 moderate to severe depression and/or post-traumatic stress disorder; and to either offer
275 treatment for these two conditions where specialists are available or refer for specialised
276 care where available and as needed. Therefore, for mental health, data are presented for two
277 indicators: 1) assessment and referral for mental health conditions; and 2) treatment by
278 specialists.

279
280 A third of countries include mental health assessment and referral in VAW policy, and this is
281 highest in countries in the Americas and Asia and lowest in countries from Europe (Fig3).
282 Across all income groups, approximately 40% of countries include mental health assessment
283 and referral in VAW policy, with the exception of high-income countries, where this is
284 significantly lower (22%) (Fig3) (S7 Table).

285 Fig3: Proportion of countries that include mental health assessment and referral in policy, by
286 SDG regions and World Bank income groups

287 Just over half of countries include mental health treatment in VAW policy, and this is highest
288 among countries in the Americas and lowest in Oceania and Europe (S8 Table). There is
289 less variation when results are analysed by income group, with the exception of policies from
290 high-income countries where mental health treatment is less frequently included (S8 Table).

291
292 Looking across all VAW health services, the Americas have the highest proportion of
293 countries that include the different health services for survivors in policies, and Europe has

294 the lowest (note that for mental health care, this refers to countries having both mental health
295 assessment and referral, and not just one of these). Across every VAW health service
296 indicator analysed (with the exception of abortion), the high-income group has the lowest
297 proportion of countries that include each health service in VAW policy.

298 **Discussion**

299
300 The findings of this paper provide insights into which VAW policies are in place at an
301 aggregate level, and the extent to which they are aligned with evidence-based
302 recommendations as well as international human rights standards. Whilst the need for
303 collaboration across sectors in the prevention and response to VAW is reflected in
304 multisectoral policies for a majority of countries, the same cannot be said of the health sector
305 response, for which fewer national health policies and clinical guidelines for VAW exist. This
306 suggests that there may be variability in whether and how ministries of health perceive VAW
307 as a public health issue and, in turn, the need for awareness raising with ministries of health
308 to illustrate the public health impact of VAW and the crucial role that the health sector plays
309 in prevention and response.

310
311 Across SDG regions and income groups, the inclusion of VAW response and/or prevention in
312 health policies varies widely, with fewer high-income countries having national health
313 policies or clinical guidelines for addressing VAW, or including WHO-aligned services in
314 VAW policy. There are several possible explanations for this finding. Firstly, despite best
315 efforts to obtain documents, fewer policy documents were found for countries in the
316 European region - the majority of which are high-income - in comparison to other regions.
317 Secondly, the focus was on obtaining national health policies and multisectoral plans, whilst
318 other documents such as laws, regulations, ministerial orders or sub-national policy
319 documents may be more likely to contain content relevant to VAW in some contexts. A third
320 possible explanation is that in high-income countries, addressing VAW is (rightly) seen as a

321 multisectoral issue that other ministries, such as those related to social development or
322 gender equality, are leading.. Where this is the case, information about VAW prevention and
323 response may be found in policy documents that fell outside of the scope of the VAW
324 Policies Database development, which largely (but not exclusively) focused on the health
325 sector. Lastly, it is also possible that UN agencies including WHO have made more
326 intentional efforts to support ministries of health from low and middle-income countries in the
327 last five to 10 years to address VAW, and this is now being reflected in higher proportions of
328 these supported countries with the requisite policies in place.

329
330 Mirroring the variability in whether the health sector response to VAW is reflected in policies,
331 there is also variability in how such policies are addressing WHO standards and international
332 human rights standards in relation to provision of VAW services. WHO recommendations,
333 such as those around the use of clinical enquiry for IPV, and mental health assessment and
334 referral for survivors, are rarely mentioned in VAW policies; this is an area that is ripe for
335 policy dialogues within and between countries. Similarly, abortion services are the least likely
336 component of post-rape care to be included in the VAW policies of most countries,
337 representing an another important area for further policy advocacy.

338

339 **Limitations**

340 Like with any policy analysis, there are several limitations to caveat the interpretation of the
341 results. While the main limitations are described in some detail in a separate paper reflecting
342 on the methods used to develop the VAW Policies Database [16] as well as the report
343 published by WHO [11], of particular relevance to this paper, is the possibility that relevant
344 policies were simply not found. While every effort was made to obtain the most up-to-date
345 policies to use for data extraction, it is likely that some policy documents that exist were
346 missed out. The targeted outreach by the WHO office in the Americas to source documents
347 for the VAW Policy Database may have contributed to the Americas region having a higher

348 proportion of countries for which all types of policies were found. In addition, in some
349 countries where changes in government may have recently occurred, the policies at hand
350 may no longer be in use or considered valid.

351
352 Finally, caution must be taken when interpreting some of the proportions in the results. The
353 proportions of countries were chosen to allow readers to more easily assess where indicators
354 were, or were not, being met, as well as allowing some comparability across regions and
355 groups. When categorising countries globally into five SDG super regions, 17 SDG
356 subregions, or four World Bank income groups, the denominators can vary substantially. For
357 example, there are just 2 countries in the North America SDG sub-region (so one country is
358 50% of the total) compared to 48 in the sub-Saharan African SDG sub-region (where 50% of
359 the total is 24 countries).

360 **Conclusion**

361 Through this global policy analysis we were able to assess the inclusion of VAW in a range
362 of health and other policy documents: the first such analysis of its kind. The resulting
363 information highlights where countries and regions are aligning with the Global Plan of
364 Action on Violence, and opportunities for improvement.

365
366 The analysis highlights three issues to address moving forward. First, there is a need to
367 continue with advocacy for ministries of health to engage in, and take greater ownership for,
368 addressing VAW as a public health issue. This is particularly the case for high-income
369 countries and those from the European region where fewer VAW policies were found, but
370 this may also require further research and analysis of how these countries and regions are
371 addressing VAW in their respective policy frameworks. Second, there is a greater need for
372 ministries of health to develop clinical guidelines to ensure that providers have the necessary
373 guidance to provide services to survivors. Ministries also need to ensure that health policies
374 are intentionally including VAW prevention and response as one of the strategic priorities

375 with budgetary allocations. And finally, greater effort needs to be made to ensure that the
376 content of what is included in policies is better aligned with WHO's evidence-based
377 recommendations, particularly with respect to health response to IPV and the provision of
378 mental health care.

379

380 The findings in this paper are limited to the existence of policies and their content in relation
381 to VAW health services and not their status of implementation, nor the budgets allocated to
382 translate policies into implementation, both areas that require further exploration. They do,
383 however, offer a strong starting point for meaningful policy dialogue with governments on
384 how to better align their policies on VAW with agreed standards as well as how to secure the
385 financing and implementation of policies through programmes and services.

386

387 **Acknowledgements**

388 Team members who contributed to data entry and extraction were Sophie Baumgartner,
389 Mohamed Harby, Vanessa Maag, Sophie Morse, Noor El Nakib and Claire Veyriras. The VAW
390 Policy Database was developed by Svetlozar Mihaylov and Zvezdalina Dimitrova. Thanks are
391 extended to an external reference group constituted for the technical review of the
392 methodology and content of the report: Sabeen Afzal (Pakistan, Ministry of National Health
393 Services, Regulation and Coordination), Lina Digolo (Kenya, the Prevention Collaborative) and
394 Asha George (South Africa, University of Western Cape, School of Public Health). Gratitude is
395 also extended to the following WHO colleagues for their contributions: Stephanie Burrows
396 (Department of Social Determinants of Health), Theresa Diaz, Elizabeth Katwan and Marcus
397 Stahlholfer (Department of Maternal, Newborn, Child and Adolescent Health and Ageing); Ian
398 Askew, Svetlin Kolev, Antonella Lavelanet, Khurshed Nosirov and Soe Soe Thwin (SRH
399 Department), all of whom gave input and support at various stages during the process of
400 compiling and preparing the VAW Policy Database. This process also benefited from inputs
401 and collaboration from the following WHO Regional Advisors who serve as VAW focal points:

402 Britta Baer (WHO Regional Office for the Americas/Pan American Health Organization
403 [PAHO]), Taiwo Oyelade (WHO Regional Office for Africa), Hala Sakr-ali and Anna-Rita
404 Ronzoni (WHO Regional Office for the Eastern Mediterranean), Isabel Yordi and Aåsa Nihlen
405 (WHO Regional Office for Europe), Anjana Bhushan (WHO Regional Office for South-East
406 Asia), and Isabel Espinosa and Jaitra Sathyandran (WHO Regional Office for the Western
407 Pacific).

408 **References**

- 409 1. United Nations. United Nations General Assembly resolution A/RES/48/104.
410 Declaration on the elimination of violence against women. New York (NY): United
411 Nations; 1993. Available from:
412 [https://www.un.org/en/genocideprevention/documents/atrocities-](https://www.un.org/en/genocideprevention/documents/atrocities-crimes/Doc.21_declaration%20elimination%20vaw.pdf)
413 [crimes/Doc.21_declaration%20elimination%20vaw.pdf](https://www.un.org/en/genocideprevention/documents/atrocities-crimes/Doc.21_declaration%20elimination%20vaw.pdf)
- 414 2. World Health Organization. Violence against women prevalence estimates, 2018:
415 global, regional and national prevalence estimates for intimate partner violence
416 against women and global and regional prevalence estimates for non-partner sexual
417 violence against women. Geneva: World Health Organization; 2021. Available from:
418 <https://www.who.int/publications/i/item/9789240022256>
- 419 3. UN Women. Measuring the shadow pandemic: Violence against women during
420 Covid-19; 2021. Available from:
421 [https://data.unwomen.org/sites/default/files/documents/Publications/Measuring-](https://data.unwomen.org/sites/default/files/documents/Publications/Measuring-shadow-pandemic.pdf)
422 [shadow-pandemic.pdf](https://data.unwomen.org/sites/default/files/documents/Publications/Measuring-shadow-pandemic.pdf)
- 423 4. World Health Organization. Global and regional estimates of violence against women:
424 prevalence and health effects of intimate partner violence and non-partner sexual
425 violence. World Health Organization; 2013. Available from:
426 <https://apps.who.int/iris/handle/10665/85239>
- 427 5. Clark, C.J., Wetzel, M., Renner, L.M., Logeais, M.E. Linking partner violence
428 survivors to supportive services: impact of the M Health Community Network project
429 on healthcare utilization. BMC Health Serv Res. 2019 19, 479. Available from:
430 <https://doi.org/10.1186/s12913-019-4313-9>

- 431 6. Ansara D.L, Hindin M.J. Formal and informal help-seeking associated with women's
432 and men's experiences of intimate partner violence in Canada. Soc Sci Med. 2010
433 Apr;70(7):1011-8. doi: 10.1016/j.socscimed.2009.12.009
- 434 7. Organization of American States. Inter-American Convention on the Prevention,
435 Punishment, and Eradication of Violence against Women (Convention of Belém do
436 Pará); 1994. Available from: <http://www.oas.org/juridico/english/treaties/a-61.html>
- 437 8. Council of Europe.Council of Europe Convention on preventing and combating
438 violence against women and domestic violence (CETS No. 210); 2011. Available
439 from: [https://www.coe.int/en/web/conventions/full-list?module=treaty-](https://www.coe.int/en/web/conventions/full-list?module=treaty-detail&treatynum=210)
440 [detail&treatynum=210](https://www.coe.int/en/web/conventions/full-list?module=treaty-detail&treatynum=210)
- 441 9. <https://sdgs.un.org> [internet]. United Nations Department of Economic and Social
442 Affairs. SDG goals and targets; Goal 5: Achieve gender equality and empower all
443 women and girls. Available from: <https://sdgs.un.org/goals/goal5>
- 444 10. World Health Organization. Global plan of action to strengthen the role of the health
445 system within a national multisectoral response to address interpersonal violence, in
446 particular against women and girls, and against children. Geneva: World Health
447 Organization; 2016. Available from:
448 <https://www.who.int/publications/i/item/9789241511537>
- 449 11. World Health Organization. Addressing violence against women in health and
450 multisectoral policies: a global status report. Geneva: World Health Organization;
451 2021. Available from: <https://www.who.int/publications/i/item/9789240040458>
- 452 12. <https://unstats.un.org> [internet] UN Statistics Division (UNSD), Standard country or
453 area codes for statistical use (M49). Available from:
454 <https://unstats.un.org/unsd/methodology/m49/>

- 455 13. worldbank.org [internet]. The world by income and region. Available from:
456 <https://datatopics.worldbank.org/world-development-indicators/the-world-by-income->
457 [and-region.html](https://datatopics.worldbank.org/world-development-indicators/the-world-by-income-and-region.html) .
- 458 14. World Health Organization. Responding to intimate partner violence and sexual
459 violence against women: WHO clinical and policy guidelines. Geneva: World health
460 Organization; 2013. Available from: <https://apps.who.int/iris/handle/10665/85240>
- 461 15. Global Abortion Policies Database [internet]. World Health Organization, Human
462 Reproduction Programme, 2017. Available from: <https://abortion-policies.srhr.org/>
- 463 16. Watson,K., Burke, E., Gold, J., Eva, G., Amin, A. Methodological reflections:
464 developing the WHO database of violence against women policies, Health Policy and
465 Planning, 2023; czad052, <https://doi.org/10.1093/heapol/czad052>

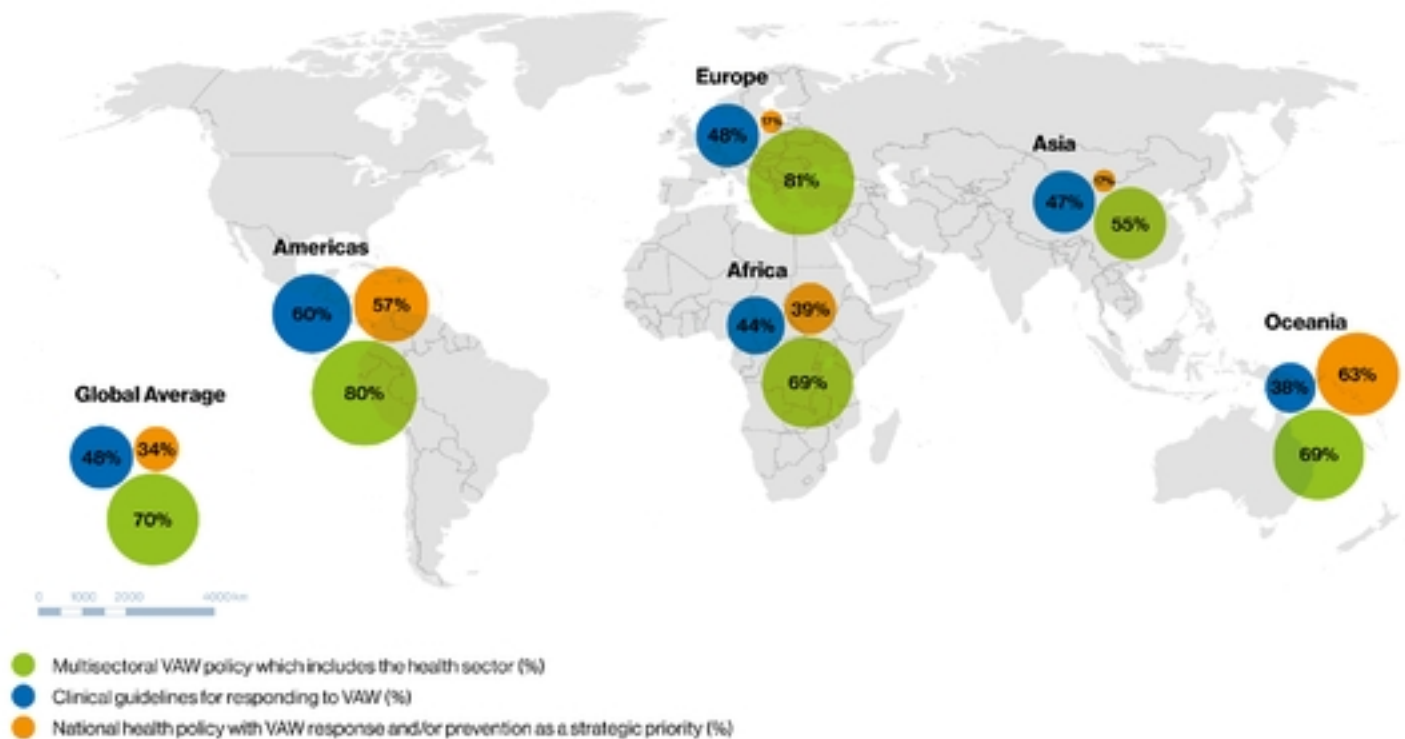
466

467 **Supplementary information**

- 468 S1 Table: WHO-recommended services for survivors of VAW (WHO, 2013)
- 469 S2 Table: Proportion of countries with a national health policy that includes VAW response
470 and/or prevention as a strategic priority, a multisectoral VAW policy (including whether this
471 includes the health sector), or clinical guidelines, by SDG regions and sub-regions
- 472 S3 Table: Proportion of countries with a national health policy that includes VAW as a
473 strategic priority, a multisectoral VAW policy (including whether this includes the health
474 sector), or clinical guidelines, by World Bank income groups
- 475 S4 Table: Proportion of countries that include clinical enquiry or universal screening in policy,
476 by SDG regions and World Bank income groups
- 477 S5 Table: Proportion of countries that include first line support in policy, by SDG regions and
478 World Bank income groups
- 479 S6 Table: Proportion of countries that include abortion for survivors of VAW in policy, by
480 SDG regions and WB income groups
- 481 S7 Table: Proportion of countries that include mental health assessment and referral in
482 policy, by SDG regions and World Bank income groups

483 S8 Table: Proportion of countries that include mental health treatment in policy, by SDG
484 regions and World Bank income groups

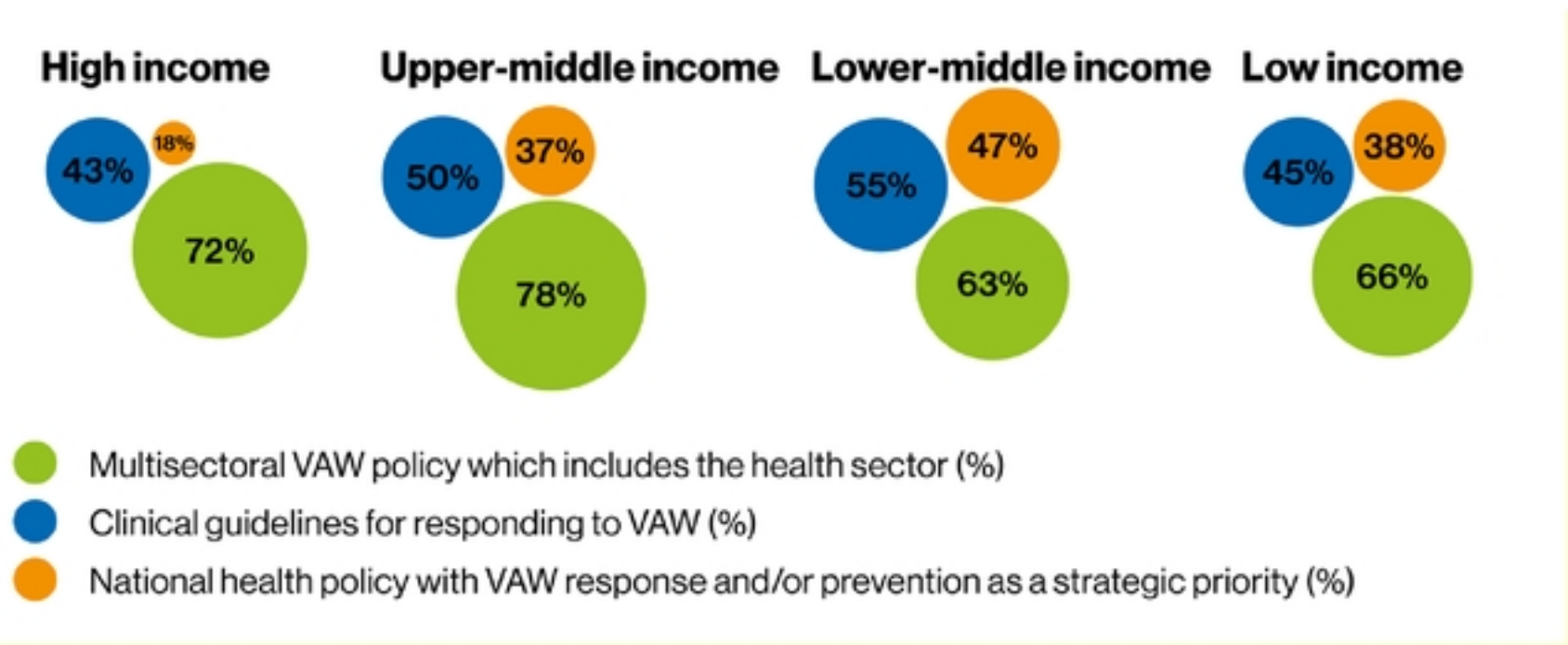
Fig1



Notes:

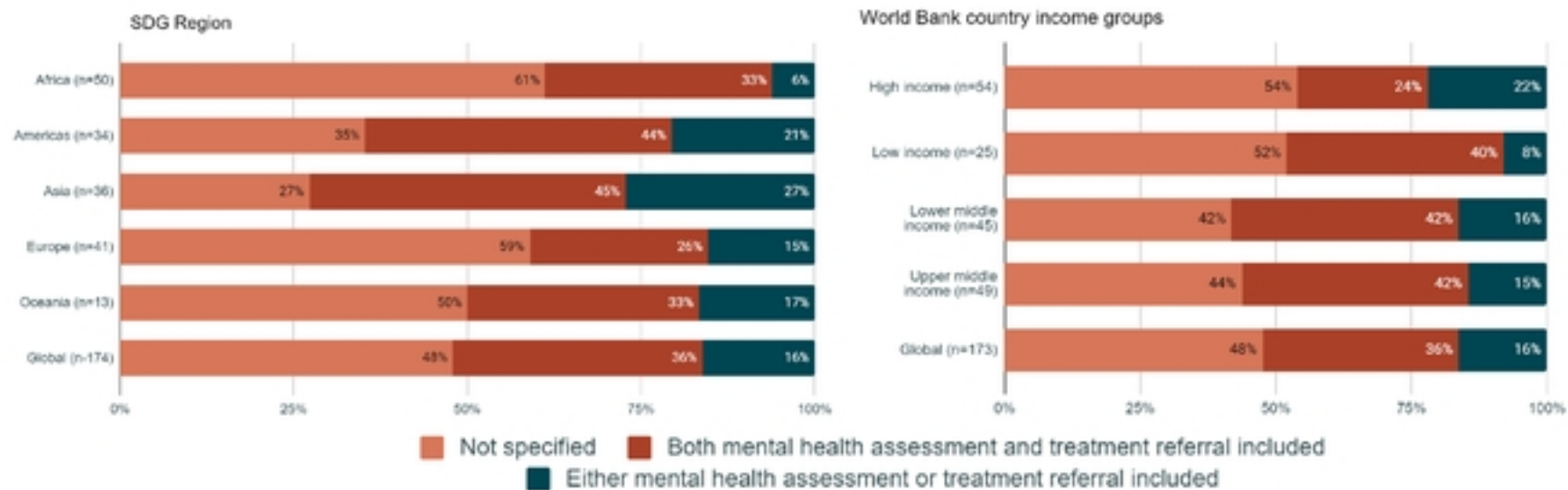
- i. Note that n=194 for SDG regions but n=192 for World Bank income groups because two countries (Cook Islands and Niue) are not assigned to a World Bank income group.
- ii. Global averages for SDGs are included here (n=194). The global averages (%) are the same for both groupings (SDG and World Bank).
- iii. The designations employed and the presentation of the material in this publication do not imply the expression of any opinion whatsoever on the part of WHO concerning the legal status of any country, territory, city or area or of its authorities, or concerning the delimitation of its frontiers or boundaries. Dotted and dashed lines on maps represent approximate border lines for which there may not yet be full agreement.

Fig2



medRxiv preprint doi: <https://doi.org/10.1101/2023.09.28.23296312>; this version posted September 29, 2023. The copyright holder for this preprint (which was not certified by peer review) is the author/funder, who has granted medRxiv a license to display the preprint in perpetuity. It is made available under a [CC-BY 4.0 International license](https://creativecommons.org/licenses/by/4.0/).

Fig3



Note:

Categories 'other' and 'unknown' have been removed from the charts to make them easier to read. This data can be found in the supplementary materials, Table S7.