

**Factors associated with exclusive breastfeeding among mothers
of children under two years of age in Dalit community,
Rajbiraj Municipality, Saptari, Nepal**

**Neha Kumari Das, Nirmal Duwadi, Ramchandra Sinha, Alisha
Dahal**

Acronyms

ANC	Anti Natal Care
AOR	Adjusted Odds Ratio
CI	Confidence Interval
DoHS	Department of Health Service
EBF	Exclusive Breast Feeding
FY	Fiscal Year
IBM	International Business Machines
LSCS	Lower Segment Cesarean Section
MICS	Multiple Indicator Cluster Survey
MIS	Management Information System
NA	Not Applicable
NDHS	Nepal Demographic and Health Survey
OR	Odds Ration
SDG	Sustainable Development Goal
SPSS	Statistical Package for Social Sciences
SVD	Spontaneous Vaginal Delivery
TV	Television
UNICEF	United Nations Children's Fund
USA	United States of America
WHO	World Health Organization
WHA	World Health Assembly's

Abstract

The prevalence of exclusive breastfeeding (EBF) is suboptimal in Nepal and very low in Madhesh province. Dalits are generally known for being economically exploited, politically voiceless, socially degraded, educationally backward, classified as untouchables, and deprived of human dignity and social justice. This study aimed to assess the proportion of Dalit Mothers who practice exclusive breastfeeding and the factors associated with it.

The study utilized an analytical, cross-sectional design by using a semi-structured questionnaire to 156 Dalit mothers of Rajbiraj Municipality, Saptari, Nepal. For the analysis involving testing for the association of independent variables with dependent variables, bivariate analysis (chi-square statistics and a p-value at <0.05) was used. Those that are significant in the bivariate analysis were further preceded by multivariate logistic regression.

In the present study, the prevalence of exclusive breastfeeding was (43.6%). Mother's occupation (AOR = 5.724; CI = 1.726 -18 977), Mothers education (adjusted odds ratio [AOR] = 5.724; CI = 1.726 -18 977), smoking habit (AOR = 2.785; CI = 1.073 – 7.228), colostrum milk feeding (AOR = 14.199; CI = 3.508 – 57.474), number of times visit the health center for ANC (AOR = 2.852; CI = 1.210 – 6.726) were positively associated with exclusive breastfeeding whereas sex of the child, type of family, knowledge about

breastfeeding, mothers receive counselling on EBF in ANC or PNC visit was also associated with exclusive breastfeeding. Among the respondents who did not practice exclusive breastfeeding, the common reasons cited were trouble initiating milk flow (23.7%), insufficient breast milk production (21.7%), Breast milk not satisfying the baby (20.9%), too many household duties (12%), difficulties with infant sucking or latching (6.4%), and the baby becoming sick and not being able to breastfeed (4.8%).

The study demonstrates that, nearly half (43.6%) of the infants were breastfed exclusively hence the need for targeted interventions and support to promote EBF among Dalit mothers. Factors such as maternal education, occupation, colostrum milk feeding, and antenatal care visits were identified as important influencers of exclusive breastfeeding. Healthcare professionals, policymakers, and community leaders can utilize these insights to design effective strategies that encourage and support exclusive breastfeeding among Dalit mothers, ultimately improving the health and well-being of infants in this marginalized community.

Introduction

Background

Nepal is a nation characterized by rich sociocultural diversity, is spread across seven provinces and three ecological regions nestled amidst its majestic mountains. There are 23 castes and ethnic groups present in Nepal.(1)

In the Hindu caste system, Dalits are known to experience economic exploitation, political marginalization, social degradation, educational disadvantages, and discrimination as untouchables, leading to a lack of human dignity and social justice. They often face limited income opportunities and rely heavily on daily wages, livestock sales, and social security allowances. In Nepal, according to the 2011 census, Dalits make up 13.6% of the population, with Terai Dalits caste based on Madhesi origin belonging to various castes such as Kalar, Kakaihiya, Kori, Khatik, Khatbe, Chamar, Chidimar, Dom, Tatma, Dusadh, Dhobi, Pattharkatta, Pasi, Bantar, Mushar, Mestar, and Sarvanga. (2, 3)

Breast milk, the healthiest nourishment for infants, is a precious gift from mothers. It fulfills all the energy and nutritional needs of the baby.(4) The recommended practice is to initiate breastfeeding within an hour of birth, exclusively breastfeed for the first six months, and continue breastfeeding alongside safe complementary meals for at least two years or longer. (5) Infants receive the first breast milk, known as “colostrum”, within the first hour, which contains antibodies that protect against illnesses. (6) Breastfeeding continues to be the most convenient, healthiest, and cost effective method of nourishing

infants. (7) Breastfeeding provides significant protection against various diseases, including infections, pneumonia, sudden infant death syndrome, malocclusion, diarrhea, diabetes, asthma, heart disease, and obesity. It reduces the risk of infant mortality due to infections in the first two years of life. (8) Additionally, breastfeeding supports healthy brain development and is associated with better intelligence test results in children and adolescents. (5) It also fosters a close bond between women and their children while reducing the risk of breast and ovarian cancer. According to the American Pregnancy Association, breast milk is the optimal source of proteins, fats, vitamins and carbohydrates necessary for the physical and mental development of children. Ultimately, breast milk is the ultimate source of nutrients for newborns. (9)

The WHO recommends that an infant be exclusively breastfed if they are only given breast milk during the first six months of their life, without any additional food or liquids.(10) Only oral rehydration solution, authorized drugs, vitamins, and minerals are allowed for infants who are exclusively breastfed.(11) Exclusive breastfeeding (EBF) plays a vital role in reducing child morbidity and mortality, as well as contributing to the effective management of healthcare expenses in society. It serves as a significant public health strategy to improve the health of both mothers and children. (12)

Several factors contribute to the low prevalence of exclusive breastfeeding, including Place of residence, child's sex and age, mother's age and education level, number of births, space between children, inadequate economic status, inadequate and lack

of knowledge about exclusive breastfeeding, comfort, preference for formula feeding due to comfort and convenience, perception of insufficient milk, incorrect interpretation/understanding of normal infant crying, insufficient support from family or burden of domestic work on mothers, access to mass media, maternal employment or maternal working outside the home, and early introduction of foods. these factors impact mother and child health and play a role in the challenged faced in the challenges faced in promoting and achieving higher rated of exclusive breastfeeding. (13-15)

According to the Global Breastfeeding Scorecard, only 40% of infants under six months of age are exclusively breastfed, with only 23 nations surpassing a rate of 60%. (16, 17) This is expected to increase to 50% by 2025. It will take time to reach the 100% global target coverage suggested by UNICEF.(18) Exclusive breastfeeding can prevent 50% of deaths from pneumonia and diarrhea, as well as 10% of deaths due to breast cancer.(19) Globally, it is estimated that 149 million children under five are stunted, 45 million are wasting, and 38.9 million children under five are stunted, undernutrition contributes to 45% of child fatalities. (20) Exclusive breastfeeding plays a crucial role in child survival, with the potential to prevent around 13% of all deaths in children under five worldwide.(21) The first month of life is the most critical period for child survival, as a significant number of deaths occur during this period due to inadequate care during childbirth and suboptimal breastfeeding practice. In 2020, 5.4 million children died before the age of five, with 15,000 deaths occurring each day. (22, 23)

South Asia is home to 26% of the world's under-5 populations. (24) In this region, the prevalence of exclusive breastfeeding stands at 54%, and continuing breastfeeding at one year was 83%, and 45% initiating breastfeeding early. (25) In Pakistan, the rate of exclusive breastfeeding is reported as 53.6%. (26) India has the percentage of infants under six months who exclusively breastfed was 64%. (27) however, different regions within India exhibit varying rates, with the north-eastern region having the lowest prevalence at 68.% and the south having the highest 79.2%. (28) In China, the prevalence of exclusive breastfeeding is reported as 37.0%. (29) In Bangladesh, 51.2% practice intensive EBF, while 48.5% practice non-intensive EBF. In Vietnam, the rates are 19.9% for Intensive EBF and 17.8% non-intensive EBF. (30)

In Nepal, most infants-nearly 2 out of 3-are not exclusively breastfed for the recommended 6 months—a rate that has not improved in two decades. (20) According to NMICS 2019, the proportion of infants aged 0 to 5 months who are exclusively breastfed has decreased from 66% in 2016 to 62% in 2019. (31) According to the NDHS, the percentage of infants aged 0 to 5 months who exclusively breastfed has fluctuated greatly, falling from 68% in 2001 to 53% in 2006, returning to 70% in 2011, 66% in 2016, and then falling to 56% in 2022. (32) To promote a child's survival, growth, and development, it is crucial to follow the right feeding and care practices. According to the annual report, the percentage of exclusively breastfeeding infants in FY 2077/78 was 36.9%. According to a breakdown by province, Madhesh Province has the lowest

percentage of infants aged 0 to 6 months who are exclusively breastfed, at 26%. Vulnerable communities, such as Dalits, are the least likely to exclusively breastfeed, and rates of exclusive breastfeeding fall far short of the national target due to humiliation and discrimination. (13)

The purpose of this study is to identify factors associated with exclusive breastfeeding among Dalit mothers with children under the age of two. This study is expected to assist the Ministry of Health, policymakers, stakeholders, and individuals in planning feasible interventions and strengthening existing factors on exclusive breastfeeding and all other effects related to exclusive breastfeeding in order to achieve national exclusive breastfeeding targets, which support the achievement of many of the Sustainable Development Goals for 2030. It contributes to improving nutrition status (SDG2), prevents child mortality and lowers the risk of non-communicable disease (SDG3), and supports cognitive development and education (SDG4). Breastfeeding also enables the end of poverty, promotes economic growth, and reduces inequalities.

Research Questions

- What proportion of mothers of children under 2 years of age practice exclusive breastfeeding in the Dalit community of Rajbiraj Municipality, Saptari, Nepal?
- What are the factors associated with exclusive breastfeeding in the study population?

Research Objective:

General Objective:

To assess the proportion of mothers of children under 2 years of age, practicing exclusive breastfeeding and associated factors in the Dalit community of Rajbiraj Municipality, Saptari, Nepal.

Specific Objectives:

1. To determine the proportion of mothers of children under 2 years of age practicing exclusive breastfeeding in the Dalit community of Rajbiraj Municipality, Saptari, Nepal.
2. To measure the factors associated with exclusive breastfeeding in the study population.

Methodology

Conceptual Framework

The conceptual framework of the study is shown below.

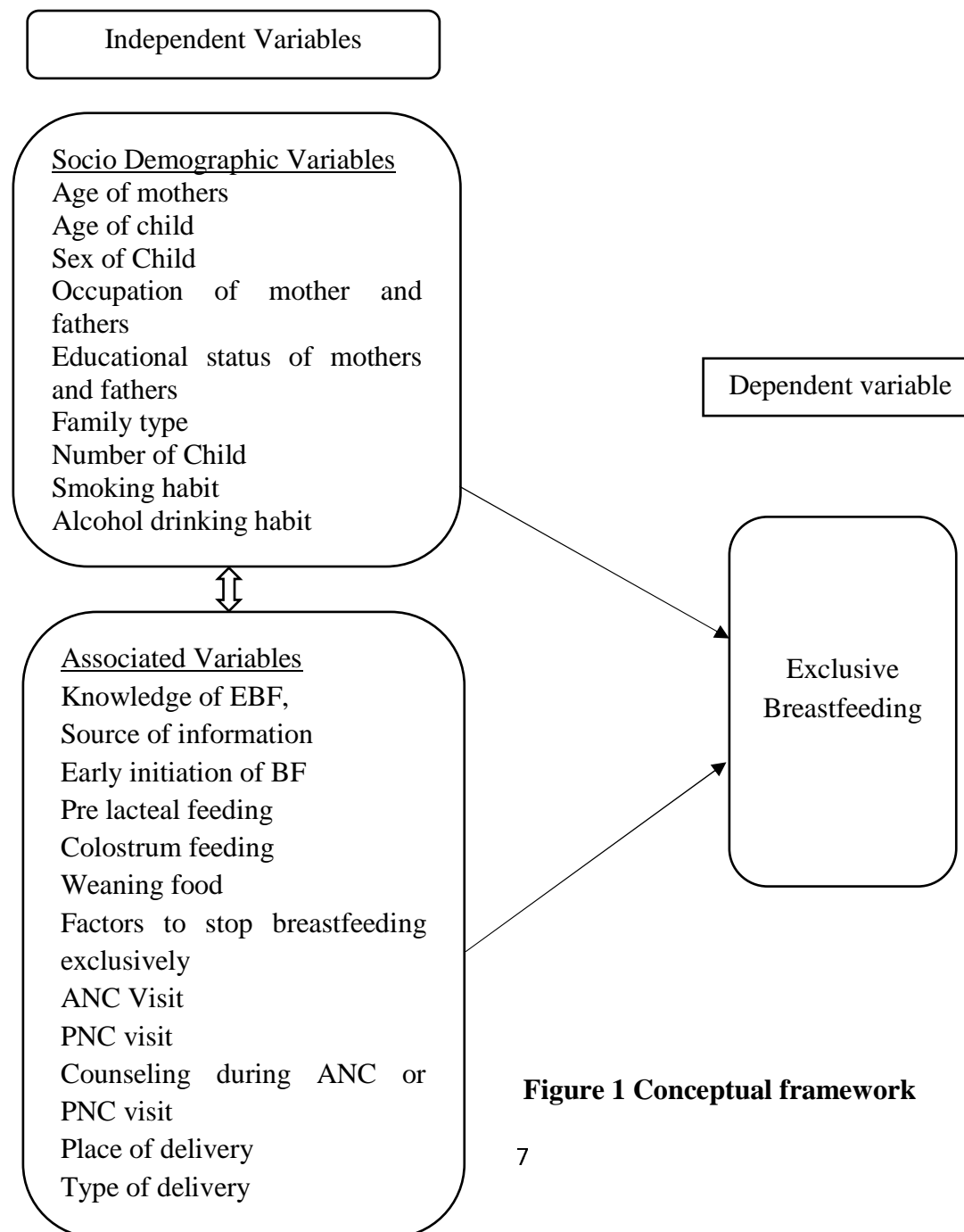


Figure 1 Conceptual framework

Operational definition of the terms used in the study

Exclusive Breastfeeding: The child receives no other food or drink, not even water, except breast milk for 6 months. (with the exception of authorized medicine, drugs, vitamins, minerals, and oral rehydration solution, allowed if needed) for infants who are exclusively breastfed if needed.

Colostrum Milk: Colostrum milk, characterized by its thick and yellow appearance, is the initial milk produced by mothers during the first few days after giving birth.

ANC of Mother: Antenatal care (ANC) is the medical attention, support and care provided by trained healthcare professionals to pregnant women.

PNC (postnatal care) of the mother: Postnatal care (PNC) encompasses the care given to both the mother and her newborn baby in the immediate period following childbirth, extending up to the first seven days of the baby's life.

Pre-lacteal feeding: Pre-lacteal feeding refers to the act of giving anything other than breast milk to an infant within the first three days after birth.

Early breastfeeding initiation: Early breastfeeding initiation is the practice of initiating breastfeeding within one hour of a child's birth.

Mixed milk feeding under six months: Mixed milk feeding under six months pertains to infants aged 0-6 months who consume both breast milk and formula and/or animal milk within a 24-hour period

Weaning food: Weaning food refers to the introduction of additional solid or liquid foods to a baby's diet after birth, marking the transition from exclusive breastfeeding.

Dalit Community: Kalar, Kakaihiya, Kori, Khatik, Khatbe, Chamar, Chidimar, Dom, Tatma, Dusadh, Dhobi, Pattharkatta, Pasi, Bantar, Mushar, Mestar, and Sarvanga are Dalit castes of Madhesi origin who live in Rajbiraj municipality of Saptari District, Nepal. (3)

Study design

The cross-sectional analytical study design was used. Data was collected from 2023/02/23 to 2023/03/08.

Study Settings and its justification

The study was conducted in Dalit community of Rajbiraj Muicipality, Saptari District, Madhesh Province of Nepal.

A mid-sized municipality called Rajbiraj is found in the southern region of Nepal's Madhesh Province. Rajbiraj is the district headquarters of Saptari and the eighth-largest

city in the province. The total population of Rajbiraj Municipality is 68396, which is a larger population in comparison to other municipalities in the Saptari district. (33) In this district, there is an all-Dalit population. As a result, this setting was ideal for conducting research.

Study Population and Sampling Frame

Study Population:

The study population for this study was Dalit mothers of under 2 year children among Rajbiraj Municipality, Saptari, Nepal.

Sampling Frame:

The list of mothers with children under 2 years was obtained from MIS the section of Rajbiraj Municipality.

Sample Unit:

The mothers with children under 2 years old.

Sample Size

The Annual Report 2077/78 of Madhesh Province (DoHS, 2078) revealed that the overall prevalence of exclusive breastfeeding among children aged 0 to 6 months was 26%. While calculating the sample size, the allowable error was kept at 5% and the confidence

level at 95%. The required sample size of the proposed study was calculated based on the aforesaid prevalence data.

Sample size was computed as

$$\text{Sample size} = (z^2 p * q / d^2) \quad (34)$$

Where,

Z= 1.96 reliability coefficient at alpha 0.05.

Prevalence (P) = 26% = 0.26

q = 1-P = 1-0.26 = 0.74

Allowable error (d) = 5% = 0.05

Applying the formula,

$$n = \frac{(1.96)^2 (0.26 * 0.74)}{(0.05)^2} = 295.65 \approx 296$$

The required sample size for calculating the infinite population in calculated by considering the finite population,

Now, for a finite population,

Finite population (N) = 274 (which is the number of mothers of under 2 year children in Rajbiraj Municipality)

Sample size for finite population,

$$n = \frac{n_o}{1 + \frac{n_o}{N}}$$

$$\begin{aligned} n &= 296 / 1 + 296 / 274 \\ &= 142.30 \approx 142 \end{aligned}$$

Adding non – response rate of 10%, the required sample size = 156.2 \approx 156

Sampling Techniques/Procedures

Simple random sampling technique was used to select the study participants. The sample frame for this study is 274 populations.

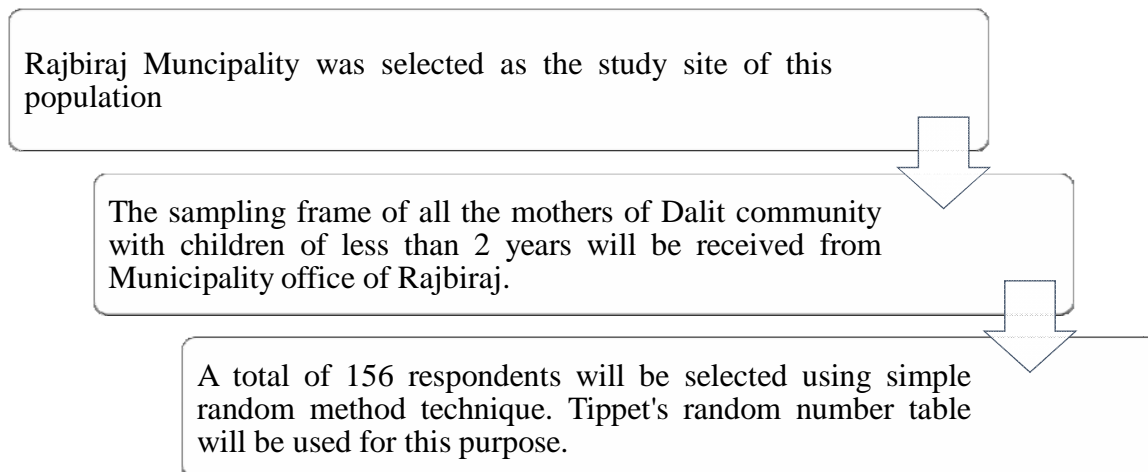


Figure 3: Sampling technique and procedure for the selection of the study participants

Selection criteria

Inclusion Criteria

1. Any mothers who have below 2 year children of Dalit community who give written consent for the participation in the study
2. Both lactating and non-lactating women.

Exclusion Criteria

1. Women who do not agree or not provide consent to share information
2. Women who did not able to answer due to some illness, who was not able speak or hear and are not comfortable with providing information.

Data Collection Tools and Techniques

The data was collected using a semi-structured questionnaire, validated by a thorough review of the literature relevant to the study's topic, and seeking the advice of a research expert. The research questionnaire was translated into Nepali and further translated into English. The questionnaire was divided into 2 parts. Information on sociodemographic characteristics was included in the first section, while exclusive breastfeeding was covered in the second. The feasibility of the questionnaire was maintained by pre-testing in the population of the sample size. The actual data was gathered after the questionnaire has been improved. The face-to-face interview was conducted with mothers of under two years' children in the Dalit community, Rajbiraj Municipality.

Validity and Reliability of Tools

The content validity of the instrument was established by consultation with the study advisor's subject experts, peers, and public health faculty research committee members at Nobel College. The questionnaire was modified as needed based on insightful opinions and ideas. Both English and Nepali was used in the design of the instrument. The original version of the tool was checked to ensure consistency in the meaning provided by the English and Nepali versions. After the interview is over, the completed questionnaire was carefully reviewed. A pretesting was conducted among 10% of the study sample before

the main research to check feasibility and improve on the research tools. A pretesting was conducted among 16 randomly selected mothers of children under 2 years of age in Sambhunath municipality. Cronbach's alpha coefficient was calculated and used to measure consistency of tool. The Cronbach's alpha of α calculated was 0.806 which is greater than 0.7 and considered as standard and statistically acceptable.

Data Management and Analysis

- A data management plan was developed prior to data collection to make sure that the data are collected in the right format, are effectively organized, and are better interpreted.
- The day after the data is collected, the acquired data was cleaned, coded, and correctly entered in MS Excel.
- Data was manually verified, entered, and exported from MS Excel to IBM SPSS 20 for additional analysis.
- Analyses was performed for descriptive statistics like frequency, percentage, measures of central tendency, and measures of dispersion. Frequency tables was used for categorical variables, while mean and standard deviation was calculated for continuous variables.
- For the analysis involving testing for the association of independent variables with dependent variables, bivariate analysis (chi-square statistics and a p-value at <0.05)

was used. Those that are significant in the bivariate analysis was further preceded by multivariate logistic regression. Independent variables with a P-value <0.05 was entered into the multivariate analysis.

Expected Outcome and Implications of the study

The study is expected to provide the proportion of Dalit mothers practicing exclusive breastfeeding and the factors associated with it.

This finding was useful for planning programs related to exclusive breastfeeding, especially among the Dalit community, which help to improve the status of exclusive breastfeeding. This information was also being useful for the district public health office and associated agencies.

Ethical Consideration

- Before collecting data, administrative approval was obtained from the concerned authority at Nobel College. Then, formal approval and ethical clearance was obtained from the Institutional Review Committee of Nobel College.
- Permission was obtained from the Rajbiraj Municipality Office for conducting the purposed study.

- Informed consent was obtained from the participants prior to data collection, assuring voluntary participation and that the individual's identity was not disclosed in the report.
- Confidentiality was maintained throughout the study period, and the collected data was used only for research purposes.

Results/Findings

This chapter deals with the result tabulation and interpretation of the data obtained from 156 Dalit mothers of under 2 years' children who voluntarily participated in his study. The interviews were conducted using a semi-structured questionnaire. The results included information about the socio-demographic characteristics as well as an associated variable of exclusive breastfeeding.

The research aimed to assess the proportion of mothers of children under 2 years of age, practicing exclusive breastfeeding and associated factors in the Dalit community of Rajbiraj Municipality, Saptari, Nepal. The analysis was conducted with reference to the objectives of the study.

Both descriptive and inferential statistical methods were applied to analyze the results. This chapter consisted of 3 sections: Univariate, Bivariate, and Multivariate analysis. The obtained results were divided into different sections with their representation on tables.

Univariate Analysis

This section includes the result of univariate analysis and the descriptive statistics presented in the table below, such as frequency, percentage, mean, standard deviation, and confidence interval of socio-demographic characteristics and associated variables of exclusive breastfeeding.

To describe the socio-demographic characteristics of the respondents, information was collected on variables such as the age of the mother, age of the child, sex of the child, mother's occupation, father's occupation, Mother's education status, Father's education status, family type, number of children, smoking habit and alcohol drinking habit.

Table 3: Sociodemographic variable (n=156)

Variables	Frequency	Percent
	(n = 156)	(%)
The age group of Mother		

19 to 24 year	95	60.9
25 to 30	43	27.6
31 to 36 year	18	11.5

Mean: 24.59 SD: 3.541 (CI = 24.03 to 25.15)

Age of Child in Month

6 to 12 Month	100	64.1
13 to 18 Months	45	28.8
19 to 24 Month	11	7.1

Mean: 11.39 SD: 4.721

(CI= 10.64 to 12.14)

Sex of Child

Female	63	40.4
Male	93	59.6

Mothers Occupation

Service Holder	25	16
----------------	----	----

Homemaker	131	84
Fathers Occupation		
Private or government worker	27	17.3
Labor worker	90	57.7
Self-employed	17	10.9
Foreign worker	22	14.1
Mothers Education		
Completed Formal education	44	28.2
Not completed formal education	112	71.8
Fathers Education		
Cannot read and write	18	11.5
Read and write only	15	9.6
Primary education (1 to 5)	37	23.7
Secondary education (6 – 10) and above	86	55.1
Family Type		

Joint	64	41
Nuclear	92	59
Number of Children		
One Child	64	41.0
Two Child	65	41.7
Three	27	17.3
Mother's Smoking habit		
Yes	44	28.2
No	112	71.8
Mother's Alcohol Drinking Habit		
Yes	22	14.1
No	134	85.9

The results of the study indicate that among the 156 respondents, the age of the mother ranged from 19 to 36 years, with a mean age of 24.59 years. The confidence interval for age was 24.03 to 25.15; therefore, we are 95% confident that the mean age lay within

24.03 to 25.15 years in the study population. Of the total 156 respondents, more than 6 out of 10 (60.9%) were in the 19 to 24-year age group, while (27.6%) were in the 25 to 30-year age group, and (11.5%) were in the 31 to 36-year age group. Regarding the child's age in months, the age ranged from 6 to 24 months, with a mean age of 11.39 months. The confidence interval for age was 10.64 to 12.14; therefore, we are 95% confident that the mean age of child lay within 10.64 to 12.14 months in the study. Of the total respondent's child, nearly two third (64.1%) of respondents were in the 6 to 12-month age group, followed by (28.8%) of children were in the 13 to 18-month age group, and (7.1%) in the 19 to 24-month age group. In terms of gender, among the 156 respondents, the majority (59.6%) were male, while 40.4% were female.

Of the total 156 respondents, 131(84%) were homemakers followed by (16%) were employed. Regarding the occupations of the husbands, more than half (57.7%) were labor workers, (17.3%) were in private or government jobs, 14.1% were engaged in foreign employment, and 10.9% were self-employed.

Regarding education levels of mother's, among the respondents, 44 (28.2%) had completed formal education, while 112 (71.8%) not completed formal education. In terms of the husband's education level, more than half (55.1%) receive secondary level education, (23.7%) had completed primary education, (15.4%) could not read and write, and (9.6%) could read and write only.

In terms of family structure, almost 6 out of 10 (59%) respondents belonged to the Nuclear family, while (41%) belonged to joint families. The majority of respondents (41.7%) had two children, followed by (41%) of respondents had one child, and (17.3%) of the respondents had three children.

Regarding lifestyle habits, nearly three fourth (71.8%) of the respondents did not have a smoking habit, while 28.2% reported smoking habit. Additionally, (85.9%) of the respondents did not consume alcohol, while 14.1% reported alcohol consumption.

Table 4: Knowledge about Exclusive breastfeeding

Variables	Frequency	Percent
	(n = 156)	(%)
Knowledge about Breastfeeding		
Yes	89	57.1
No	67	42.9
(n=89)		
Knowledge related information		
Benefits of Breastfeeding	70	78.7

Exclusive Breastfeeding	65	73
Management of breast-related problems	19	19
Source of information		
Health worker	74	83.1
Friends and Community	22	24.7
Social Media	26	29.2
Meeting of Mothers' group	26	29.2

Table 4 represents the distribution of the population according to their knowledge regarding breastfeeding, the benefits of breastfeeding, exclusive breastfeeding, and the management of breast-related problems. Of the total 156 respondents, 89(57.1%) have sufficient knowledge about breastfeeding, while the remaining (42.9%) had no knowledge of breastfeeding. Among the 89 respondents who had knowledge regarding breastfeeding, 70(78.7%) possessed knowledge about the benefits of breastfeeding, additionally, (73%) had knowledge regarding exclusive breastfeeding, however, only (19%) of respondents had knowledge about the management of breast-related problems. When asked about the source of information on breastfeeding, health workers reported as

the primary source of information (83.1%), followed by friends and community (24.7%), Social media (29.2%), and meetings of mothers groups (29.2%).

Table 5: Child-related information

Variable	Frequency	Percent
	(n = 156)	(%)
Early initiation of breastfeeding right after delivery		
Within one hour	107	68.6
After one hour	49	31.4
Pre-lacteal feeding		
Yes	27	17.3
No	129	82.7
Colostrum milk feeding		
Yes	124	79.5

No	32	20.5
First, introduce solid or liquid food other than breast milk		
0 to 2 Months	32	20.5
3 to 5 Month	56	35.9
6 Month and above	68	43.6

Table 5 displays the feeding practices observed among the infants in the study. It indicated that a significant proportion, more than two-thirds (68.6%) of the infants were breastfed within one hour of birth, highlighting the adherence to early breastfeeding initiation. In terms of pre-lacteal feeding, the more than four-fifths (82.7%) of the infants were not receive any pre-lacteal feed during the first three days of life. Regarding colostrum milk, almost four-fifths (79.5%) of the infants were fed colostrum milk, while (20.5%) were not fed colostrum milk. In terms of introduction of solid or liquid food, approximately one fifth (20.5%) of respondents introduce solid or liquid food to their children between 0 to 2 months of age, while a larger proportion (35.9%) introduced complementary foods between 3 to 5 months of age, while the remaining (43.6%) introduce complimentary feeding at 6-monthof age or later.

Table 6: Mother-related information

Variable	Frequency	Percent
	(n = 156)	(%)
At least one visit the health center for ANC		
Yes	156	100
No	0	0
Number of times visit the health center for ANC		
Four and more times	93	59.6
Less than four times	63	40.4
Visit the health center for PNC		
Yes	52	33.3

No	104	66.7
Mother receive counselling on exclusive breastfeeding through ANC, PNC visit		
Yes	74	47.4
No	82	52.6
Place of delivery child		
Institutional delivery	145	92.9
Home delivery	11	7.1
Type of delivery		
Spontaneous vaginal delivery	136	87.2
Cesarean section	20	12.8

Table 6 presents the frequency and percentage of mother-related information associated with exclusive breastfeeding. It reveals that all 156 respondents visited the health center for ANC. Of the total 156 respondents, majority 93(59.6%) visited the health center for ANC four or more times, followed by 63(40.4%) of respondents who visited the health center for ANC four and more times. Regarding postnatal care (PNC) services, two-thirds

(66.7%) of the respondents did not receive PNC services while One third (33.3%) did visit the health center for PNC services. Almost half (47.4%) of the respondents receive counselling related to exclusive breastfeeding during their ANC and PNC visit, while the remaining (52.6%) did not receive counselling specific to exclusive breastfeeding. In terms of childbirth practices, of the total 156 respondents, 145(92.9%) delivered their child at a health facility, suggesting a high level of institutional delivery. Regarding the mode of delivery, the 136(87.2%) had a spontaneous vaginal delivery, while 12.8% had a cesarean section.

Table 7: Exclusive breastfeeding-related information

Variable	Frequency (n = 156)	Percent (%)
Exclusive Breastfeeding for six months		
Yes	68	43.6
No	88	56.4
Source of information who influence feeding breastmilk exclusively (n=68)		
Family/Friends/Community	15	22.1

Health Worker	29	42.6
My own decision	24	35.3

Table 7 reveals that a majority (56.4%) of the respondents did not practice exclusive breastfeeding, while the remaining (43.6%) reported practicing exclusive breastfeeding. Among the total 68 respondents who practiced exclusive breastfeeding, 29(42.6%) mentioned being influenced by health workers to feed breast milk exclusively, followed by their own decision, (35.3%), family/friends/community played a role in influencing (22.1%) of the respondents' decision to breastfeed exclusively.

Table 8: Factors to discontinue exclusive breastfeeding

Variable	Frequency (n=88)	Percent (%)
I had trouble getting the milk flow to start	59	67
I didn't have enough milk	54	61.4
Breast milk does not satisfy my baby	52	59.1
I had too many household duties	30	34.1

I thought my baby was not gaining enough weight	26	29.5
My baby had trouble sucking or latching	16	18.8
My baby become sick and could not breastfeed	12	13.6

Among the total respondents (88) who did not practice exclusive breastfeeding, their reasons for stopping exclusive breastfeeding were recorded as shown in Table 6. The primary reason cited by more than two-third (67%) of the respondents was trouble getting the milk flow to start. Additionally, (61.4%) of the respondents reported that the mother did not have enough milk, while (59.1%) felt that Breast milk did not satisfy the baby. Other reasons included having too many household duties (34.1%), Mothers concerns about the baby not gaining enough weight (29.5%), the baby having trouble sucking or latching (18.8%), and the baby becoming sick and unable to breastfeed (13.6%).

Bivariate Analysis

The chi-square test was used to determine the association between exclusive breastfeeding and selected socio-sociodemographic variables. The findings revealed that the age of the mother, sex of the child, mother's occupation, father's occupation, mother's education, father's education, family type, number of children, smoking habit,

and alcohol drinking habit were significantly associated with exclusive breastfeeding ($p < 0.05$). The result of the chi-square test and their interpretation are shown below.

Table 9: Association between exclusive breastfeeding and selected sociodemographic variables

Variable	Exclusive breastfeeding for six months			χ^2	P-Value
	Yes	No	Total		
Age of Mother					
19 to 24 Year	36	59	95	3.083	0.079
25 to 30 Year	22	21	43		
31 to 36	10	8	18		
Sex of child					
Female	21	42	63	4.521	0.033
Male	47	46	93		
Mother Occupation					

Service holder	6	19	25	4.646	0.031
----------------	---	----	----	-------	--------------

Homemaker	62	69	131		
-----------	----	----	-----	--	--

Father occupation

Private or government worker	12	15	27	4.921	0.178
------------------------------	----	----	----	-------	-------

Self Employed	5	11	16		
---------------	---	----	----	--	--

Labor	37	54	91		
-------	----	----	----	--	--

Foreign worker	14	8	22		
----------------	----	---	----	--	--

Mother Education

Formal education	26	18	44	5.989	0.014
------------------	----	----	----	-------	--------------

No formal education	42	70	112		
---------------------	----	----	-----	--	--

Father Education

Cannot read and write	9	9	18	0.985	0.805
-----------------------	---	---	----	-------	-------

Read and write only	6	9	15		
---------------------	---	---	----	--	--

Primary education	14	23	37		
-------------------	----	----	----	--	--

Secondary education and	39	47	86		
-------------------------	----	----	----	--	--

above

Type of Family

Joint	21	43	64	5.126	0.024
-------	----	----	----	-------	--------------

Nuclear	47	45	92		
---------	----	----	----	--	--

Number of children

One	29	35	64	0.646	0.977
-----	----	----	----	-------	-------

Two	26	39	65		
-----	----	----	----	--	--

Three and above	13	14	27		
-----------------	----	----	----	--	--

Smoking habit

Yes	13	31	44	4.916	0.027
-----	----	----	----	-------	--------------

No	55	57	112		
----	----	----	-----	--	--

Alcohol Drinking habit

Yes	7	15	22	1.443	0.230
-----	---	----	----	-------	-------

No	61	73	134		
----	----	----	-----	--	--

Table 9 suggests that among a total of 156 respondents, 88 (56.6%) respondents had not breastfed exclusively whereas 68 (43.6%) had breastfed exclusively. Of the total 68 (43.6%) respondents who had breastfed exclusively, 36 (52.9%) respondents were 19 to 24 years of age, 22 (32.4%) respondents were 25 to 30 years of age, and 10 (14.7%) respondents were 31 to 36 years of age. Similarly, among the 88 (56.4%) who had not breastfed exclusively, the majority 59 (67%) respondents, were in the 19 to 24-year age group, 21 (23.9%) respondents were between the 25 to 30 years of age group, and 8 (9.1%) respondents were between 31 to 36 years of age group. Chi-square statistics showed no significant association between exclusive breastfeeding and the age of the respondents in the study population, although it was significant at the 10% level of significance in the study populations ($P = 0.079$).

Among the 68 (43.6%) respondents who breastfeed exclusively, 21 (30.9%) were female children and 47 (69.1%) were male children. Similarly, of the 88 (56.4%) who had not breastfed exclusively 42 (47.7%) were female and 46 (52.3%) were male children. Chi-square statistics showed a significant association between exclusive breastfeeding and the sex of the child in the study populations ($P = 0.033$).

Similarly, the majority of the respondents 62 (91.2%) were homemakers who breastfeed exclusively, and 6 (8.8%) were service holders. Of the 88 (56.4%) respondents who did not breastfeed exclusively, 69 (78.4%) were homemakers, and 19 (21.6%) were service

holders. The chi-square statistic shows a significant association between exclusive breastfeeding and mothers' occupation in the study populations ($P = 0.031$).

Among the 68 (43.6%) respondents who breastfeed exclusively, 26 (38.2%) respondents had completed formal education, while the remaining 42 (61.8%) were not complete formal education. On the other hand, among those respondents 88 (56.4%) did not feed breast milk exclusively, 18 (20.5%) respondents had completed formal education, and 70 (79.5%) had not completed formal education. The chi-square statistics revealed a significant association between exclusive breastfeeding and mothers' education ($P = 0.014$).

Of the total 68 (43.6%) respondents who breastfeed exclusively, 47 (69.1%) lived in a nuclear family, while 21 lived in a joint family. Among the 88 (56.4%) respondents who did not breastfeed exclusively, 45 (51.1%) lived in a nuclear family and 43 (48.9%) lived in a joint family. The chi-square statistics revealed a significant association between exclusive breastfeeding and family type in the study populations ($P = 0.024$).

Among the 68 (43.6%) respondents who breastfeed exclusively, 55 (80.9%) did not have a smoking habit, while 13 (19.1%) respondents had a smoking habit. Among the respondents who did not feed breastmilk exclusively, 57 (64.8%) respondents did not have a smoking habit, whereas 31 (35.2%) respondents had a smoking habit. The chi-square statistic showed a significant association between exclusive breastfeeding and smoking habit in the study population ($P = 0.027$).

Similarly, of the total 68 (43.6%) respondents who breastfeed exclusively, 61 (89.7%) did not have an alcohol-drinking habit, whereas 7 (10.3%) had an alcohol-drinking habit. Among the 88 (56.4%) respondents who did not feed breastmilk exclusively, 73 (83.0%) did not have an alcohol-drinking habit, while 15 (17.0%) respondents had an alcohol-drinking habit. The chi-square statistics showed no association between exclusive breastfeeding and alcohol drinking habits in the study populations ($P = 0.230$).

Table 10: Association between other factors and exclusive breastfeeding

Variable	Exclusive breastfeeding for six months			P-Value
	Yes	No	Total	
Knowledge about BF				χ^2 7.162 0.007
Yes	47	42	89	
No	21	46	67	
Knowledge related to the benefits of EBF				4.224 0.04
Yes	33	37	70	

No	14	5	19		
Knowledge related to EBF				7.371	0.007
Yes	40	25	65		
No	7	17	24		
Knowledge related to the management of Breast related problem				1.111	0.292
Yes	8	11	19		
No	39	31	70		
Initiation of breastfeeding right after delivery				2.299	0.129
Within one hour	51	56	107		
After one hour	17	32	49		
Pre-lacteal feeding				25.230	0.0001
Yes	NA	27	27		

No	68	61	129		
Colostrum milk feeding				19.166	0.0001
Yes	65	59	124		
No	3	29	32		
Number of times visit the health center for ANC				4.521	0.033
Four and more times	47	46	63		
Less than four times	21	42	93		
Visit the health center for PNC				0.639	0.424
Yes	25	27	52		
No	43	61	104		
Mother receive counselling on EBF through ANC, PNC visit				7.993	0.005
Yes	41	33	74		

No	27	55	82		
Place of Delivery				0.035	0.852
Institutional delivery	64	81	145		
Home Delivery	4	7	11		
Type of Delivery				3.224	0.073
Normal Vaginal Delivery	63	73	136		
Cesarean Section	5	15	20		

Table 10 shows the association between exclusive breastfeeding and other factors such as knowledge of breastfeeding, knowledge about exclusive breastfeeding, knowledge about the benefits of exclusive breastfeeding, management of breast-related problems, initiation of breastfeeding right after delivery, pre-lacteal feeding, colostrum milk feeding practices, number of times visited the health center for ANC, visits to the health center for PNC, whether the mother received advice on exclusive breastfeeding, place of delivery and type of delivery.

Among the total 68 (43.6%) respondent who breastfeeds exclusively, 47 (69.1%) respondents have knowledge related to breastfeeding while 21 (30.9%) respondents did

not have knowledge about breastfeeding. Of the remaining who didn't breastfeed exclusively, 42 (47.7%) respondents had knowledge about breastfeeding while 46 (52.3%) respondents not had knowledge about breastfeeding. The chi-square test shows a significant association between exclusive breastfeeding and knowledge about breastfeeding in the study populations ($P = 0.007$).

Among the 89 respondents who had knowledge regarding breastfeeding, of the respondents 47 (52.8%) breastfeed exclusively, 33 (70.2%) respondents had knowledge regarding the benefits of breastfeeding and 14 (29.8%) did not have knowledge regarding the benefits of breastfeeding. Of the remaining 42 (47.2%) who did not breastfeed exclusively, 37 (88.1%) respondents had knowledge regarding the benefits of breastfeeding, while 5 (11.9%) did not have knowledge regarding the benefits of breastfeeding. The chi-square test showed a significant association between exclusive breastfeeding and knowledge regarding the benefits of breastfeeding in the study populations ($P = 0.04$).

Among the 89 respondents who had knowledge regarding breastfeeding, of the total 47 (52.8%) respondents who breastfeed exclusively, 40 (85.1%) respondents had knowledge about exclusive breastfeeding, while 7 (14.9%) did not have knowledge about exclusive breastfeeding. Of the remaining 42 (47.2%) who did not breastfeed exclusively, 25 (59.5%) respondents had knowledge about exclusive breastfeeding, while 17 (40.5%) did not have knowledge about exclusive breastfeeding. The chi-square test showed a

significant association between exclusive breastfeeding and knowledge about exclusive breastfeeding in the study populations ($P = 0.007$).

Among the respondents, it is not applicable to consider those who breastfed exclusively, as they started pre-lacteal feeding. Meanwhile, 68 (100%) respondents' infants did not consume anything other than breast milk during the first three days of life. Among the remaining 88 (56.4%) respondents who did not breastfeed exclusively, 27 (30.7%) respondents started pre-lacteal feeding, while 61 (69.3%) did not start pre-lacteal feeding. The Chi-square statistics showed a significant association between exclusive breastfeeding and pre-lacteal feeding in the study population ($P = 0.0001$).

Among the total 68 (43.6%) respondents who breastfeed exclusively, 65 (95.6%) respondents fed colostrum milk, while 3 (4.4%) respondents discarded colostrum milk. Among the remaining 88 (56.4%) respondents who did not feed breastmilk, 59 (67%) respondents fed colostrum milk, while 29 (33%) respondents discarded it. The chi-square statistics showed a significant association between exclusive breastfeeding and colostrum milk feeding in the study population ($P = 0.0001$).

Of the majority of 68 (43.6%) respondents who breastfeed exclusively, 47 (69.1%) respondents visit health facilities for ANC four and more times while 21 (30.9%) respondents visit health facilities for ANC less than four times. The remaining 88 (56.4%) respondents did not feed breastmilk exclusively 46 (52.3%) respondents visited the health facility four and more times and 42 (47.7%) respondents did not visit a health

facility for ANC. The chi-square statistics showed a significant association between exclusive breastfeeding and the number of times visit the health center for ANC in the study populations ($P = 0.033$).

Among the 68 (43.6%) respondents who breastfeed exclusively, 41 (60.3%) respondents received counselling on exclusive breastfeeding through ANC or PNC visits, while 27 (39.7%) respondents did not receive counselling related to exclusive breastfeeding. Among the remaining 88 (56.4%) respondents who did not feed breast milk exclusively, 33 (37.5%) respondents received counselling related to exclusive breastfeeding, while 55 (62.5%) respondents did not receive counselling. The chi-square statistics showed a significant association between exclusive breastfeeding and mothers receiving counselling on exclusive breastfeeding in the study population ($P = 0.005$).

Similarly, among the 68 (43.6%) respondents who breastfeed exclusively, 63 (92.6%) respondents had a normal vaginal delivery, while 5 (7.4%) respondents had cesarean section delivery. Among the remaining 88 (56.4%) respondents who did not breastfeed exclusively, 73 (83%) respondents had a normal vaginal delivery, while 15 (17%) respondents had a cesarean section delivery. The chi-square statistics showed no association between exclusive breastfeeding and the type of delivery in the study population, although it was significant at the 10% level of significance in the study populations ($P = 0.073$).

Multivariate Analysis

Variables which were significantly associated with exclusive breastfeeding were further entered for multivariate analysis. Logistic regression was used to identify the cause and effect relationship between exclusive breastfeeding and associated variables among the respondents. Both adjusted and unadjusted odds ratio and their 95% confidence interval were calculated and given in the table below.

Table 11: Multiple logistic regression

Variable	Exclusive breastfeeding for six month		Unadjusted OR (95% CI)	P- Value	Adjusted OR (95% CI)	P- Value
	No	Yes				
Sex of Child						
Female	59	36	Ref			
Male	21	22	2.043 (1.053 – 3.966)	0.035	1.800 (0.793-4.084)	0.160
Mothers						

occupation

Service Holder	19	6	Ref			
Homemaker	69	62	2.845	0.036	5.724	0.004
			(1.068 – 7.580)		(1.726 – 18.977)	

Mothers

education

Formal education	26	18	2.407	0.016	4.829	0.001
			(1.181 – 4.908)		(1.842 – 12.659)	

No formal education	70	42	Ref			
---------------------	----	----	-----	--	--	--

Type of family

Joint	43	21	Ref			
Nuclear	45	47	2.139	0.025	2.279	0.059
			(1.102 – 4.150)		(0.968 –	

5.370)

Smoking habit

Yes	15	7	Ref			
No	57	61	2.301	0.029	2.785	0.035
			(1.091 – 4.852)		(1.073 – 7.228)	

Knowledge about

BF

Yes	42	47	2.451	0.008	1.532	0.564
			(1.263 – 4.757)		(0.359 – 6.529)	

No	46	21	Ref			
----	----	----	-----	--	--	--

Colostrum milk

feeding

Yes	59	65	10.650 (3.082	0.0001	14.199 (3.508	0.0001
			– 36.795)		– 57.474)	

No	29	3	Ref				
Number of times							
visit the health							
center for ANC							
Four and more times	46	47	2.043	0.035	2.852	0.017	
			(1.053 – 3.966)		(1.210 – 6.726)		
Less than four times	42	21	Ref				
Mother receive							
Counselling on							
EBF in ANC or							
PNC visit							
Yes	33	41	2.531	0.005	2.116	0.301	
			(1.322 -4.847)		(0.512 – 8.751)		
No	55	27	Ref				

Table 11 reveals the logistic regression of the factors that could have contributed to exclusive breastfeeding among mothers of children under 2 years old. Variables that were significantly associated with exclusive breastfeeding ($p < 0.05$) were entered into the logistic regression.

There were two-fold odds (2.043) of exclusively breastfeeding for a male child compared to that of a female child without adjusting the effects of other explanatory variables (OR = 2.043; CI = 1.053 – 3.966). After adjusting for the effects of other explanatory variables, the mothers having male children did not show any significance in terms of exclusive breastfeeding. This suggests that confounding may have played a role in these findings.

However, after adjusting for the effects of other independent variables, the odds of exclusive breastfeeding were 5.724 times odds for homemaker mothers compared to service-holder mothers (OR = 5.724; CI = 1.726 -18 977). In the unadjusted analysis, before considering the effects of other variables, the odds of exclusive breastfeeding for homemaker mothers had 2.845 times odds than for service-holder mothers (OR = 2.845; CI = 1.068 – 7.580).

Similarly, the unadjusted odds ratio of exclusively breastfed mothers who completed formal education was 2.407 times the odds compared to those with no formal education

(OR = 2.407; CI = 1.181 – 4.908). after adjusting for the effects of other explanatory variables, the odds of exclusively breastfed mothers who completed formal education were 4.829 times odds than those who did not complete formal education (OR = 4.829; CI = 1.842 – 12.659).

In the unadjusted analysis, considering the effects of other predictors, the odds of exclusively breastfed mothers living in nuclear families were 2.139 times odds than those of mothers who lived in joint families (OR = 2.139; CI = 1.102 – 4.150). Similarly, after adjusting for the effects of other explanatory variables, the odds of exclusively breastfed mothers who lived in nuclear families did not show any significance. This might be the effect of confounding.

In the unadjusted analysis, considering the effects of other variables, mothers who breastfed exclusively and did not have a smoking habit had 2.301 times the odds compared to mothers who had smoking habits (OR = 2.301; CI = 1.091 – 4.852). after adjusting for the effects of other predictors, mothers who breastfed exclusively and did not have smoking habits had 2.785 times the odds than mothers who have smoking habits (OR = 2.785; CI = 1.073 – 7.228).

In the unadjusted analysis, considering the effects of other explanatory variables, the mothers who breastfed exclusively and had knowledge about breastfeeding had nearly two-fold odds (2.451) compared to mothers who did not have knowledge about exclusive breastfeeding (OR = 2.451; CI = 1.263 – 4.757). after adjusting for the effects of other

explanatory variables, the mothers who breastfed exclusively and knowledge about breastfeeding did not show significance. This might be the effect of confounding.

Unadjusted with the effects of other explanatory variables, the odds of mothers who breastfeed exclusively and fed colostrum milk were 10.650 times odds compared to mothers who did not feed colostrum milk (OR = 10.650; CI = 3.082 – 36.795). After adjusting for the effects of other variables, the odds of mothers who breastfed exclusively and fed colostrum milk were 14.199 times odds compared to mothers who did not feed colostrum milk (OR = 14.199; CI = 3.508 – 57.474).

Unadjusted with the effects of predictors, there were two-fold odds (2.043) of mothers who breastfed exclusively and visited a health facility for ANC four and more times compared to mothers who visited a health facility less than four times for ANC (OR = 2.043; CI = 1.053 – 3.966). After adjusting the effects of other explanatory variables, mothers who breastfed exclusively and visited a health facility four and more times had 2.852 times higher odds than mothers who visit a health facility less than 4 times (OR = 2.852; CI = 1.210 – 6.726)

Unadjusted with the effects of other explanatory variables, the mothers who breastfed exclusively and received advice on exclusive breastfeeding had two and half-fold odds (2.531) of mothers who did not receive advice on exclusive breastfeeding (OR = 2.531; CI = 1.322 – 4.847). After adjusting for the effects of other explanatory variables, the mothers who breastfed exclusively and mothers who received advice on exclusive

breastfeeding did not show any significance. This suggests that confounding may have played a role in these findings.

Discussion

An analytical cross-sectional study design was used to assess the proportion of exclusive breastfeeding and associated factors among 156 Mothers of children under 2 years of age in the Dalit community. This study aimed to assess the proportion of mothers of children under 2 years of age, practicing exclusive breastfeeding and associated factors in the Dalit community of Rajbiraj Municipality, Saptari, Nepal.

The findings of the current study revealed that the proportion of exclusive breastfeeding was 43.6%. This prevalence was slightly higher than the national annual report of 36.9% in 2078, indicating a positive trend. However, in the Madhesh province, the prevalence was notably lower at 26%, suggesting regional variations in breastfeeding practices. (31) The NDHS 2022 report showed a prevalence (56.4%), which is higher than our study. (32) NMICS 2019, reported a higher prevalence of 62.1% for exclusive breastfeeding indicating change over time. (35) Similarly, the study conducted in western hilly region of Nepal reported a prevalence of 47.6%, (36) which was relatively similar to the our study. This similarity suggests some consistency in exclusive breastfeeding practices

across these regions. In contrast, other studies revealed significantly different prevalence rates. For instance, Dharel et al. conducted study in the mid-western and eastern regions of Nepal found a rate of 23.2% for exclusive breastfeeding, (37) while Acharya et al. reported a prevalence of 53.0% in rural Terai. (38) Moreover, studies conducted in specific settings, such as slum areas of Kathmandu valley, reported higher rates of exclusive breastfeeding. Dahal reported a prevalence of 49.1% in slum areas,(39) while Panthi found a rate of 71.5% among mothers in central Nepal. (40) However this findings is similar to the global prevalence of exclusive breastfeeding (44%) but lower than the South-Asia (57%) region.(17, 41) The prevalence rate of this study was higher than recent study conducted in Nepal's neighboring countries, India (27.6%),(42) and China (37%). (29) These difference could be influenced by unique socioeconomic or cultural factors within these specific settings. Sharma and Kafle reported that approximately nearly half (50.5%) of the mothers practiced exclusively breastfeeding. (43) although this prevalence falls within the range of the current study, it does not provide a direct comparison.

The findings of the current study revealed that approximately one – fifth (20.5%) of respondents introduced solid or liquid food to their children between 0 to 2 months of age. This finding aligns with the prevalence of formula feeding reported by Khanal et al. (2016a), Where 7.5% of infants received formula milk in the first month. (44) Both findings suggest that a portion of infants introduced to complementary feeding early,

including the use of formula milk. This study mentioned that 35.9% of respondents introduced complementary food between 3 to 5 months of age, which is similar to the prevalence of complementary feeding at 6 months reported by Acharya et al. (2019), where it was found to be 43%. Dharel et al. (2020) reported that 22.5% of infants had complementary feeding started before 5 months of age. (37, 38) The study by Sharma and Kafle (2020) provided information on the introduction of different complementary foods before the appropriate (<6 months). (43)

The current study observed that the age of the mothers ranged from 19 to 36, with a mean age of 24.59 years. The confidence interval for age was 24.03 to 25.15. These findings are consistent with previous studies conducted by Dharel et al. (2020) and Parajuli et al. (2017), which reported mean ages of 25.38 and 24.9 years, respectively. (37, 45) It is worth noting that Kazmi et al. (2021) and Bhandari and Prajapati (2018) highlight that the majority of their study participants were below the age of 30. (42, 46) These studies provide additional context to the age distribution of the study. The age range in these studies also aligns with the current study. Regarding the distribution of respondents across different age groups, the current study found that more than 60% of the participants fell into the 19 to 24 years' age group, while 27.6% were 25 to 30-year age group, and 11.5% were in the 31 to 36-year age group. These proportion differ slightly from the study by Bhandari et al (2019), and a smaller percentage were adolescents (15 to 19 years of age, 14.7%). (47) The association between the age of the mothers and

exclusive breastfeeding practices was assessed using chi-square statistics, which revealed no significant association ($P = 0.079$) in the current study. This result is consistent with the findings of Acharya et al. (2019), Li et al. (2021) and Panthi (2022), who reported no significant association between age and exclusive breastfeeding ($P = 0.545$, $P = 0.12$, and $P = 0.73$, respectively). (29, 38, 40)

The findings of this study indicate that health workers have a substantial impact on promoting and influencing exclusive breastfeeding practices among mothers. The higher percentage of respondents being influenced by health workers (42.6%) compared to personal decision – making (35.3%) and influence from family/friends/community (22.1%) underscores the significance of health workers in EBF promotion. The comparison with the study by Joshi and Timilsina (2019) further strengthens this understanding. The higher percentage of mothers receiving information on EBF from health workers (50.5%) indicates their pivotal role in disseminating knowledge and providing guidance on breastfeeding practices. This emphasizes the importance of health worker-led intervention and education programs to promote and support EBF. The influence of health workers on EBF practices can have a positive impact on maternal decision – making, as they are trusted sources of information and can provide evidence based guidance. Therefore, strengthening the capacity of health workers and ensuring their access to up-to-date breastfeeding knowledge is crucial for effectively promoting and supporting EBF practices. Collaborative efforts between health workers, families and

communities can create a conducive environment that supports mothers in their breastfeeding journey, ultimately benefiting the health and well-being of both mother and child.

Overall, based on the present study, it can be inferred that a substantial proportion of the surveyed population in these studies had heard about exclusive breastfeeding. However, there are differences in the level of knowledge and understanding regarding the recommended age for EBF, with Dharel et al. (2020) reporting a lower percentage (84%) compared to the general awareness reported by Panthi (92.3%) and Bhandari and Prajapati (75.7%). (37, 40, 46)

The current study found that the child's age in months ranged from 6 to 24 months, with a mean age of 11.39 months and a confidence interval of 10.64 to 12.14. The majority (64.1%) of the respondents had children in the 6 to 12-month age group, while 28.8% of the children were in the 13 to 18-month age group, and 7.1% were in the 19 to 24-month age group. Comparing these findings with the previous studies, Dharel et al. (2020) reported a mean age of infants as 9.98 ± 2.26 months, which indicates that the child's age range in the current study with their findings. (37) Panthi (2022) Reported a median age of infants as 10 months (ranging from 4 to 14 months), which falls within the age range observed in the current study. (40) The distribution of children in the 6 to 12-month age group, as reported by Sharma and Kafle (2020), aligns with the current study's results. Additionally, Sharma and Kafle (2020) also reported the distribution of children as 51.3%

in the 6 to 12-month age group and 48.8% in the 13 to 24-month age group, which corresponds closely to the findings of the current study. (43) The distribution of infants across age groups reported by Kazmi et al. (2021) in the 6 to 11 month age group, 12 to 18 month age group and 19 to 24 month age group is consistent with the current study's findings, albeit with slight variation in percentages. (42)

The current study included a total of 156 respondents, of which approximately 6 out of 10 (59.6%) were male, and the remaining 40.4% were female. The study found a significant association between exclusive breastfeeding, with a P-Value of 0.033. specifically, male children had two-fold odds (OR=2.043) of being exclusively breastfed compared to female children, without adjusting for other factors (OR = 2.043; CI = 1.053 – 3.966). Comparing these findings with previous studies, Acharya et al. (2019) reported that 52.3% of the child's in their study were female. However, they found no significant association between the sex of the child and exclusive breastfeeding which differs from the current study's results. (38) Bhandari et al. (2019) and Bhandari and Prajapati (2018) found that slightly more than half of the infants in their study were male, which is aligns with the current study's findings. (47) Panthi (2022) reported a distribution of 58.8% male and 41.2% female infants, indication a higher proportion of male infants compared to the current study's results. (40) Sharma and Kafle (2020) reported a distribution of 47% Male and 53% female infants, which differs from the current study's findings. (43) Joshi and Timilsina (2019) found that more than half (57.4%) of the infants in their study

were male, which aligns with the current study's results. However, they also reported that female infants were more likely to be exclusively breastfed (51.2%) than male infants which contradicts the current study's findings. (48) Kajmi et al. (2021) reported a distribution of 48.8% male and 51.2% female infants, similar to the current study's results. They found that male infants had a higher chance of being breastfed exclusively for six months compared to their female counterparts, which supports the current study's findings. (42) Li et al. (2021) reported a distribution of 55.3% boys and 44.7% girls among the infants in their study. They found no significant association between the gender of the child and exclusive breastfeeding, which is contradict with the current study's results. (29)

In the current study, out of the total 156 respondents, the majority (84%) were homemakers, while the remaining 16% were employed. The chi-square analysis indicated a significant association between exclusive breastfeeding and mothers' occupation, with a p-value of 0.031. After adjusting for other variables, homemaker mothers had 5.724 times odds for homemaker mothers were 2.845 times higher than for service-holder mothers (OR = 2.845; CI = 1.068 – 7.580). Comparing these findings with the available data, Acharya et al. (2019) reported a significant association between the mother's occupation and exclusive breastfeeding in their study, with different occupational categories such as labor, agriculture workers, and service/business/household workers. However, they did not specifically compare homemakers and service-holder mothers like the current study did.

(38) Bhandari et al. (2019) found that the majority (76.4%) of the mothers in their study were not formally employed, which aligns with the current study's findings of a high proportion of homemakers. They also reported a small percentage (13.5%) of mothers employed in agriculture, which is not directly comparable to the current study's findings. (47) Panthi (2022) reported that a vast majority (74.3%) of the mothers in their study were homemakers, similar to the current study's results. (40) Sharma and Kafle (2020) found that the occupation of mothers in theirs in their study was predominantly housewife (86.5%), which aligns with the current study's results. (43) Joshi and Timilsina (2019) reported that the majority (81.2%) of the mothers in their study were housewives, similar to the current study's findings. (48) Kazmi et al. (2021) reported that almost 87.2% of the mothers in their study were housewives, which is consistent with the current study's findings. However, they did not assess the association between mothers' occupation and exclusive breastfeeding. (42) Li et al. (2021) found no significant association between the formal employment status of mothers and exclusive breastfeeding, which differs from the current study's results. (29) Bhandari and Prajapati (2018) reported that almost all the respondents in their study were homemakers (89%), which aligns with the current study's findings.

In the current study, the distribution of mothers' education level among the 156 respondents, 44(28.2%) had completed formal education, while 112 (71.8%) had not completed formal education. The chi-square analysis indicated a significant association

between exclusive breastfeeding and mothers' education, with a p-value of 0.014. The unadjusted odds ratio showed that mothers who completed formal education had 2.407 times odds of exclusive breastfeeding compared to those with no formal education (OR = 2.407; CI = 1.181 – 4.908). After adjusting for other variables, the odds of exclusive breastfed mothers who completed formal education increased to 4.829 times the odds compared to those who did not completed formal education (OR = 4.829; CI = 1.842 – 12.659). Comparing these findings with previous findings, Acharya et al. (2019) found a significant association between mothers' education and exclusive breastfeeding in their study. They reported that 74.8% of mothers with a secondary level of education or higher practiced exclusive breastfeeding, while the percentage were lower for mothers with lower levels of education. This supports the current study's findings of a higher likelihood of exclusive breastfeeding among mothers with formal education. (38) Bhandari et al. (2019) reported that 39.8% of the mothers in their study had at least a secondary level of education, which is similar to the current study's findings. They also found a significant association between mother's education and exclusive breastfeeding, indicating that higher education levels were associated with a higher likelihood of exclusive breastfeeding. (47) Panthi (2022) reported a similar trend, with higher rated of exclusive breastfeeding among mothers with higher education levels. Although the specific educational categories differ, the general pattern aligns with the current study's findings. (40) Joshi and Timilsina (2019) found a significant association between mothers' education and exclusive breastfeeding. Their study reported higher rates of

exclusive breastfeeding among illiterate mothers compared to those with higher education level, which contrasts with the current study's findings. These difference may be attributed to variation in the study population and cultural contexts. (48) Kazmi et al. (2021) reported that maternal education was associated with exclusive breastfeeding among mothers with middle grade education compared to illiterate mothers. This supports the current study's findings of a positive association between formal education and exclusive breastfeeding. (42) Li et al. (2021) found that mothers with a college degree or above were more likely to breastfeed their children exclusively after adjusting for other variables. (29)

In the current study, it was found that 59% of the respondents belongs to nuclear families, while 41% belonged to joint families. The chi-square analysis indicated a significant association between exclusive breastfeeding and family type, with a p-value of 0.024. the unadjusted odds ratio showed that mothers living in nuclear families had 2.139 times odds of practicing exclusive breastfeeding compared to those living in joint families (OR = 2.139; CI = 1.102 – 4.150). Comparing these findings with previous data, Acharya et al. (2019) reported that 52.5% of the respondents in their study belonged to joint families. However, they did not find a significant association between family type and exclusive breastfeeding. This discrepancy suggests that the relationship between family type and exclusive breastfeeding may vary across different populations and cultural contexts. (29, 38) Panthi (2022) reported that 29.9% of the respondents in their study belonged to

nuclear families, which is lower than the current study's findings. Kamzi et al. (2021) found that 54.2% of the respondents in their study belonged to nuclear families, while 45.8% belonged to joint families. This finding aligns with the current study's focus.

In the current study, approximately 68.6% of infants were fed breast milk within one hour right after delivery, while the remaining 31.4% were fed breast milk after one hour. The chi-square analysis indicated no significant association between exclusive breastfeeding and the initiation of breastfeeding right after delivery ($P = 0.129$). Comparing these findings with National Data Annual Report (2077/78), Fifty-five percent (55%) of children age 0–23 months engaged in early initiation of breastfeeding. (31) The present study indicating a positive trend. Comparing these findings with the previous studies, there are mixed results regarding the association between the initiation of breastfeeding and exclusive breastfeeding. Some studies have reported a significant association, suggesting that early initiation of breastfeeding is associated with a higher likelihood of exclusive breastfeeding. (29, 42, 43) However, other studies, including the current study, did not find a significant association. (32, 40) It is important to note that the percentage of infants who were breastfed within one hour of delivery varied across the studies. While the current study reported 68.6%, other studies reported percentages ranging from 41.8% to 96.3%. (37, 46, 47) These variations could be due to differences in study populations, cultural practices, healthcare settings and other contextual factors. The timing of

initiation of breastfeeding is an essential factor that can influence exclusive breastfeeding practices.

In the current study, it was found that 82.7% of infants were not give any pre-lacteal feeds during the first three days of life, while 17.3% of infants received pre-lacteal feeds. The chi-square analysis revealed a significant association between exclusive breastfeeding and pre-lacteal feeding in the study population ($P=0.0001$). Comparing these findings with the previous studies, there is consistent evidence suggesting that pre-lacteal feeding is associated with a decreased likelihood of exclusive breastfeeding. The current study's findings align with previous research that has reported a significant association between pre-lacteal feeding and reduced exclusive breastfeeding rates. (48) The prevalence of pre-lacteal feeding varies across studies, with reported percentage ranging from 9.1% to 32.7%. (47, 49) These variations may be attributed to cultural practice, local beliefs, and access to information about optimal infant feeding practices. Pre-lacteal is typically given before the initiation of breastfeeding and may include foods or liquid other than breast milk, such as infant formula or herbal preparations. These feeds can interfere with the establishment of breastfeeding and negatively impact exclusively breastfeeding rates. It is important to note that the current study reported a relatively lower prevalence of pre-lacteal feeding (17.3%), which is encouraging in terms of promoting exclusive breastfeeding.

The findings of the current study indicate that approximately four-fifths (79.5%) of the infants were fed colostrum milk, while 20.5% did not receive colostrum milk. The chi-square analysis revealed a significant association between exclusive breastfeeding and colostrum milk feeding in the study population ($P = 0.0001$). Furthermore, the study found that mothers who breastfed exclusively and fed colostrum milk had higher odds compared to mothers who did not feed colostrum milk, even after adjusting for other variables. Comparing these findings with the referenced data, it is evident that the prevalence of colostrum milk feeding varies across different studies. For instance, (37) reported a lower rate of infants not receiving colostrum (2.3%), while (47) found that 83.5% of infants were fed colostrum. (43) reported that 5.5% of mothers discarded colostrum milk before feeding breastmilk. (42) noted that the majority of mothers (78.5%) reported their babies receiving colostrum immediately after birth, while the rest were asked to discard it due to cultural beliefs. The relatively high prevalence of colostrum milk feeding in the study population (79.5%) is encouraging, as it indicates a positive trend toward optimal breastfeeding practice. However, the 20.5% of infants who did not receive colostrum milk highlights the need for targeted interventions and support to address this issue. Understanding the reasons behind this practice, such as cultural beliefs or lack of awareness, can help inform strategies to promote colostrum feeding.

The findings of the current study indicate that all respondents visited the health center for at least one-time antenatal care (ANC). Comparing with Annual Report FY 2077/78,

Madhesh Province has the highest number 100% of adolescents who received first ANC services and First ANC visit, which aligns with this study. (31) NDHS (2022) Ninety-four percent (94%) of women reported receiving antenatal care from a skilled provider. (31, 32) This show the present study indicating a positive trend. The previous studies, Sharma and Kafle (2020) reported that 92.3% of respondents had ANC visits, which aligns with this study where all respondents visited the health center for ANC. However, Sharma and Kafle (2020) also noted that 8% of Mothers had not done any ANC visit during their previous pregnancy, which is different from this study where all respondents had ANC visits. (43) Kazmi at al. (2020) found that 45.8% of mothers did not attend ANC, which contrasts with the study in question where all respondents visited the health center for ANC. (42)

Among the total of 156 respondents, 59.6% visited the health center for ANC four or more times, while 40.4% visited the health center less than four times. The chi square analysis revealed a significant association between exclusive breastfeeding and the number of times visiting the health center for ANC in the study population ($P = 0.033$). The odds of mothers who breastfeeding exclusively and visited a health facility for ANC four or more times were two-fold higher compared to those who visited less than four times (OR = 2.043; CI = 1.053 – 3.966). After adjusting for other variables, the odds increased to 2.852 (OR = 2.852; CI = 1.210 – 6.726). Comparing these findings with (Annual report 2077/78), Four in five women (81%) had at least four ANC visits, this

contradicts the findings. (31) Adhikari et al. (2021) reported that nearly half (49.7%) of the participants followed the recommended guidelines of attending ANC four or more times, which aligns with this study. (36) Joshi and Timilsina (2019) observed that mothers who had ANC visits for four or more times had lower exclusive breastfeeding rates (47.6%) compared to those who visited for less than four times (57.9%). This contradicts the findings. (48) Kazmi et al. (2020) highlighted that completing three or more ANC visits was associated with prolonged exclusive breastfeeding (OR 151, 95% CI 21 – 537). Of multiple ANC visits on breastfeeding practices. (42)

The findings of this study states that significant proportion of respondents in the study population did not receive post-natal care (PNC) services, with two thirds (66.7%) not accessing (PNC) services, and only one-third (33.3%) visited the health center for PNC services. The Annual Report FY 2077/78 reported that, proportion of mothers attending three PNC visits 25.1 percent and in Madhesh province 14.5% in FY 2077/78. The present study indicating a positive trend. (31) NDHS (2022) reported that, 70% of women received a postnatal check within the 2 days after delivery. this contradict the findings. (32) Additionally, Adhikari et al. (2021) reported that only 37.5% of participants went for postnatal services two or more times. This finding aligns with this study, where a significant proportion of respondents did not receive PNC services, indicating a potential gap in postnatal care provision. (36)

The current study indicates that almost half (47.4%) of the respondents received counselling related to EBF through ANC or PNC visits, while the remaining 52.6 % did not receive such counselling. The chi-square statistics demonstrated a significant association between exclusive breastfeeding and mothers receiving counselling on exclusive breastfeeding in the study population ($P = 0.005$). Moreover, the unadjusted analysis revealed that mothers who breastfed exclusively and received counselling on exclusive breastfeeding through ANC or PNC visits had odds 2.531 times higher than those who did not receive such counselling ($OR = 2.531$; $CI = 1.322 - 4.847$). These findings align with previous research conducted by Parajuli et al. (2017), which indicated that only 59% of women received advice on breastfeeding during the antenatal period. (45) the study emphasized the importance of providing support and counselling routinely during ANC to prepare mothers for successful exclusive breastfeeding. Additionally, a study by Kazmi et al. (2021) reported that receiving counselling at the hospital was associated with higher odds of exclusive breastfeeding ($OR 4.2$, 95% $CI 2.3 - 7.7$). this aligns with the present study's results, highlighting the significance of receiving counselling on exclusive breastfeeding in promoting and establishing exclusive breastfeeding practices. (42) the significant association between EBF and mothers receiving counselling on EBF underscores the importance of comprehensive support and counselling for mothers. This support should be available during ANC to prepare mothers, at the time of birth to facilitate breastfeeding initiation, and in the postnatal period to ensure the establishment of successful breastfeeding. To enhance EBF rates,

healthcare providers should prioritize the provision of evidence – based counselling and support throughout the antenatal, perinatal, and postnatal periods. This includes integrating counselling and education on exclusive breastfeeding into routine ANC, ensuring support is available during childbirth, and offering continuous guidance in the postnatal period to facilitate sustained exclusive breastfeeding.

The findings of the current study provided data, a majority of the respondents (92.9%) delivered their child at a health facility, while a smaller proportion (7.1%) delivered at home. However, the chi-square statistics showed no association between exclusive breastfeeding and the place of delivery ($P = 0.852$). In the study conducted by Adhikari et al. (2021) and Khnal et al. (2016a) reported that the majority of mothers (83.3%) and (88.2%) delivered at a health facility which is consistent with present study. (36, 44) However, Sharma and Kafle (2020) found that around 22% of mothers delivered their babies at home. (43) this contrasts with the present study's result, which represented a lower proportion of home deliveries (7.1%). The lack of association between exclusive breastfeeding and the place of delivery in the present study ($P = 0.852$) indicates that delivering at a health facility or at home does not significantly impact exclusive breastfeeding practice within this particular study population. It is important to note that the relationship between place of delivery and exclusive breastfeeding can be influenced by various factors such as cultural practices, availability of breastfeeding support, and the quality of care provided at both health facilities and home settings.

The findings of the study provided that among the total 156 respondents, 87.2% had a spontaneous vaginal delivery, while 12.8% underwent a cesarean section. The chi-square statistics showed no significant association between exclusive breastfeeding and the type of delivery in the study population, although it approached significance at the 10% level ($P = 0.073$). In the study conducted by Adhikari et al. (2021), the regression analysis revealed that exclusive breastfeeding was more likely among mothers who delivered through normal vaginal delivery (AOR 6.1, 95% CI 1.2 – 31.3). (36) Similarly, Sharma and Kafle (2020) found that mothers who had a normal delivery were two times more likely to practice exclusive breastfeeding compared to those who had an assisted delivery. (43) On the other hand, Panthi (2022) reported that cesarean section was the most frequent cause (88.6%) for the late initiation of breastfeeding. (40) This suggests that cesarean section may have an impact on the timing of breastfeeding initiation, but its influence on exclusive breastfeeding practices may not be significant within the study population. The studies by Joshi and Timilsina (2019), Kazmi et al. (2021), and Li et al. (2021) also assessed the association between mode or type of delivery and exclusive breastfeeding. (29, 42, 48) Joshi and Timilsina (2019) found a significant association between mode of delivery and exclusive breastfeeding ($p < 0.001$), (48) but the specific nature of the association was not provided. Kazmi et al (2021) reported that mothers who delivered normally had two times higher odds of practicing exclusive breastfeeding compared to those who had a cesarean section. (42) However, Li et al. (2021) found no association between type of delivery (Cesarean or normal) and exclusive breastfeeding.

(29) In the present study, although the association between exclusive breastfeeding and type of delivery did not reach statistical significance, there is a trend suggesting a potential relationship.

A significant proportion of respondents cited issues related to milk production, including trouble getting the milk flow to start, not having enough milk, or perceiving inadequate secretion of breast milk. These reasons were reported by multiple studies, including Panthi (2022), Parajuli et al. (2017), and Dharel et al. (2020). (37, 40, 45) Another common reason mentioned by respondents was the perception that breast milk did not satisfy the baby. This finding was reported by Panthi (2022) and Parajuli et al. (2017). (40, 45) Some respondents reported specific difficulties with breastfeeding, such as painful breasts, difficulty in sucking and problems with latching. These challenges were highlighted in the studies by Panthi (2022) and Dharel et al. (2020). (37, 40) Several studies, including Parajuli et al. (2017) and Kazmi et al. (2021) mentioned household duties and work-related problems as barriers to exclusive breastfeeding. (42, 45) Mothers may face challenges in balancing their household responsibilities and the time commitment required for breastfeeding. This can lead to decreased breastfeeding duration or early introduction of other foods or milk substituted.

Overall, these findings highlight the multifaceted nature of barriers to exclusive breastfeeding. Insufficient milk production, perceptions about breast milk adequacy, difficulties with breastfeeding and completing demands on mothers' time and energy all

contribute to the discontinuation of exclusive breastfeeding. To address these challenges, comprehensive support and education programs are needed. This includes providing accurate information about breastfeeding, addressing, and implementing supportive policies in the workplace and at home. By addressing these barriers, efforts can be made to promote and sustain exclusive breastfeeding practice, ultimately benefiting the health and well-being of both mothers and infants.

Conclusion, recommendations and limitations

In this chapter the conclusion and recommendations emanating from the findings of this study are given. The possible limitations encountered in this study are also given. The purpose of the study was to investigate the prevalence, factors associated with exclusive breastfeeding among mothers of children under 2 years of age in Dalit community of Rajbiraj Municipality, Saptari, Nepal.

Conclusions

This study sheds light on the demographic characteristics, knowledge and breastfeeding practices among the Mothers of children under 2 years of age in Dalit community of Rajbiraj Municipality. The findings emphasize the need for targeted interventions and

support to promote exclusive breastfeeding practices among mothers in the study population. Factors such as the sex of the child, the mothers' occupation and education level and maternal knowledge were found to significantly influence exclusive breastfeeding. Adjusted analysis revealed that being a homemaker mother, completing formal education, feeding colostrum milk, and attending ANC visits frequently were significantly associated with higher odds of exclusive breastfeeding. However certain associations initially observed lost significance after adjusting for confounding variables, highlighting the importance of considering various factors and potential confounders in promoting exclusive breastfeeding. These insights provide valuable information for healthcare professionals and policymakers in designing effective strategies to encourage and support exclusive breastfeeding among mothers.

Recommendation

The findings of the study, the following recommendations can be made to promote exclusive breastfeeding practice among mothers. By implementing these recommendations, healthcare professionals, policymakers, and communities can work together to promote exclusive breastfeeding, enhance maternal and child health outcomes, and contribute to the well-being of infants and their families.

1. Targeted interventions and support should be provided to promote breastfeeding practices among mothers, particularly those who are not homemakers or have lower levels of education.
2. Health workers should play a crucial role in providing accurate and comprehensive information about breastfeeding to expectant and new mothers. Improve quality of ANC visits and can be utilized to provide information, support, and counselling on exclusive breastfeeding practices.
3. Identify and address common barriers and challenges faced by mothers in practicing exclusive breastfeeding, such as difficulties in milk flow, insufficient milk production and concerns about infant satisfaction. Provide appropriate guidance, support, and interventions to overcome these challenges.

Limitations

1. The study's findings may not be generalizable to the entire population as it focused on a specific region or community.
2. Another limitation of this study was recall bias due to the retrospective nature of the data collection, possibly resulting in over or underestimation of actual feeding practices. Although recall biases cannot be avoided, the researcher conducted all interviews by asking probing questions to gather exact information.
3. Present study was limited to cross-sectional study design; more precise information can be gathered from the interventional study.

Reference

1. Poudel B, Kattel S. Social Changes in Musahar Community: A Case Study of Dhanusa District of Nepal. *Nepal Journal of Multidisciplinary Research*. 2019;2(4):9-16.
2. Kareriya BR. Socio-Economic Status of Dalits of the Western Tarai Villages, Nepal. *Geographical Journal of Nepal*. 2011;9(0):13-22.
3. NPHC. National Population and Housing Census 2011. 2011.
4. Breastfeeding [Internet]. 2022. Available from: https://www.who.int/health-topics/breastfeeding#tab=tab_1.
5. UNICEF. Breastfeeding: A Mother's Gift for Every Child. 2018.
6. Ekubay M, Berhe A, Yisma E. Initiation of breastfeeding within one hour of birth among mothers with infants younger than or equal to 6 months of age attending public health institutions in Addis Ababa, Ethiopia. *International Breastfeeding Journal*. 2018;13(1):4.
7. Shitie A, Tilahun A, Olijira L. Exclusive breastfeeding practice and associated factors among mothers of infants age 6 to 12 months in Somali region of Ethiopia. *Sci Rep*. 2022;12(1):19102.

8. Bernardo H, Cesar V, World Health O. Long-term effects of breastfeeding: a systematic review. Geneva: World Health Organization; 2013 2013.
9. What's In Breast Milk? [Internet]. 2023. Available from: <https://americanpregnancy.org/healthy-pregnancy/first-year-of-life/whats-in-breastmilk/>.
10. Mundagowa PT, Chadambuka EM, Chimberengwa PT, Mukora-Mutseyekwa F. Determinants of exclusive breastfeeding among mothers of infants aged 6 to 12 months in Gwanda District, Zimbabwe. *Int Breastfeed J*. 2019;14:30.
11. UNICEF. UNICEF Nutrition. Breastfeeding. 2015.
12. Al-Binali AM. Breastfeeding knowledge, attitude and practice among school teachers in Abha female educational district, southwestern Saudi Arabia. *International Breastfeeding Journal*. 2012;7(1):10.
13. Neifert M, Bunik M. Overcoming clinical barriers to exclusive breastfeeding. *Pediatr Clin North Am*. 2013;60(1):115-45.
14. Agho KE, Dibley MJ, Odiase JI, Ogbonmwan SM. Determinants of exclusive breastfeeding in Nigeria. *BMC Pregnancy and Childbirth*. 2011;11(1):2.
15. Mogre V, Dery M, Gaa PK. Knowledge, attitudes and determinants of exclusive breastfeeding practice among Ghanaian rural lactating mothers. *International Breastfeeding Journal*. 2016;11(1):12.
16. WHO. Global nutrition target 2025: Breastfeeding Policy brief. 2014.
17. WHO. Babies and mothers worldwide failed by lack of investment in breastfeeding. 2017.
18. Jama A, Gebreyesus H, Wubayehu T, Gebregyorgis T, Teweldemedhin M, Berhe T, et al. Exclusive breastfeeding for the first six months of life and its associated factors among children age 6-24 months in Burao district, Somaliland. *International Breastfeeding Journal*. 2020;15(1):5.
19. Walters DD, Phan LTH, Mathisen R. The cost of not breastfeeding: global results from a new tool. *Health policy and planning*. 2019;34(6):407-17.
20. WHO. Malnutrition. 2021.
21. Bora R. Breast Feeding in Developing Countries: Is There a Scope for Improvement. *Journal of Neonatal Biology*. 2014;05.
22. Roser M. Child and Infant Mortality. *Our World in Data*. 2019.
23. Newborn Mortality [Internet]. 2022. Available from: <https://www.who.int/news-room/fact-sheets/detail/levels-and-trends-in-child-mortality-report-2021>.
24. Benedict RK, Craig HC, Torlesse H, Stoltzfus RJ. Trends and predictors of optimal breastfeeding among children 0-23 months, South Asia: Analysis of national survey data. *Matern Child Nutr*. 2018;14 Suppl 4(Suppl 4):e12698.
25. Tariqujjaman M, Hasan MM, Mahfuz M, Hossain M, Ahmed T. Association between Mother's Education and Infant and Young Child Feeding Practices in South Asia. *Nutrients*. 2022;14(7).
26. Saeed OB, Haile ZT, Chertok IA. Association Between Exclusive Breastfeeding and Infant Health Outcomes in Pakistan. *J Pediatr Nurs*. 2020;50:e62-e8.

27. NFHS-5. National Family Health Survey (NFHS-5). India: Ministry of Health and Family Welfare; 2022.
28. Ogbo FA, Dhami MV, Awosemo AO, Olusanya BO, Olusanya J, Osuagwu UL, et al. Regional prevalence and determinants of exclusive breastfeeding in India. *Int Breastfeed J*. 2019;14:20.
29. Li J, Zhao C, Wang Y, Wang YP, Chen CY, Huang Y, et al. Factors associated with exclusive breastfeeding practice among mothers in nine community health centres in Nanning city, China: a cross-sectional study. *International Breastfeeding Journal*. 2021;16(1):71.
30. Nguyen PH, Kim SS, Tran LM, Menon P, Frongillo EA. Early breastfeeding practices contribute to exclusive breastfeeding in Bangladesh, Vietnam and Ethiopia. *Matern Child Nutr*. 2020;16(4):e13012.
31. DoHS. Annual Report. Kathmandu; 2078.
32. NDHS. Nepal Demographic and Health Survey. 2022 November 2022.
33. CBS. Statistical District Profile of Saptari 2075. 2075.
34. Cochran WG. Sampling Techniques 1977.
35. NMICS. Multiple Indicator Cluster Survey. 2019.
36. Adhikari N, Acharya K, Upadhyaya DP, Pathak S, Pokharel S, Pradhan PMS. Infant and young child feeding practices and its associated factors among mothers of under two years children in a western hilly region of Nepal. *PloS one*. 2021;16(12):e0261301.
37. Dharel D, Dhungana R, Basnet S, Gautam S, Dhungana A, Dudani R, et al. Breastfeeding practices within the first six months of age in mid-western and eastern regions of Nepal: a health facility-based cross-sectional study. *BMC Pregnancy and Childbirth*. 2020;20(1):59.
38. Acharya D, Singh JK, Kandel R, Park J-H, Yoo S-J, Lee K. Maternal Factors and the Utilization of Maternal Care Services Associated with Infant Feeding Practices among Mothers in Rural Southern Nepal. *International Journal of Environmental Research and Public Health*. 2019;16(11):1887.
39. Dahal M. Knowledge and practice of Breastfeeding and its associated factors among mothers having 6-24 months of children in slum areas of Kathmandu valley. 2019.
40. Panthi PK, Prerna bansal, Meera Prasai, Kamal Khadka, Ranjeeta Phuyal, Ayasha Shrestha. Prevalence of Exclusive Breastfeeding and Factors Influencing Infant Feeding Practices among Mothers of Central Nepal. *Journal of College of Medical Sciences-Nepal*. 2022;18.
41. Wasti SP, Shrestha A, Dhakal P, Gc VS. The prevalence of exclusive breastfeeding practice in the first six months of life and its associated factors in Nepal: A systematic review and meta-analysis. *Sexual & Reproductive Healthcare*. 2023;37:100863.
42. Kazmi S, Akparibo R, Ahmed D, Faizi N. Prevalence and predictors of exclusive breastfeeding in urban slums, Bihar. *J Family Med Prim Care*. 2021;10(3):1301-7.

43. Sharma D, Kafle R. Exclusive Breastfeeding and Complementary Feeding Practices among Children in Slum of Pokhara. *Journal of College of Medical Sciences-Nepal*. 2020;16(2):93-8.
44. Khanal V, Lee AH, Karkee R, Binns CW. Prevalence and factors associated with prelacteal feeding in Western Nepal. *Women and Birth*. 2016;29(1):12-7.
45. Parajuli J, Mishra P, Thapa N. Knowledge and Practice Regarding Breastfeeding among Mothers Attending Immunization Clinic in Nepalgunj Medical College Teaching Hospital. *Journal of Nepalgunj Medical College*. 2017;13(1):32-9.
46. Bhandari N, Prajapati R. Prevalence of exclusive breast feeding and its associated factors among mothers. *Kathmandu Univ Med J KUMJ*. 2018;16:166-70.
47. Bhandari S, Thorne-Lyman AL, Shrestha B, Neupane S, Nonyane BAS, Manohar S, et al. Determinants of infant breastfeeding practices in Nepal: a national study. *International Breastfeeding Journal*. 2019;14(1):14.
48. Joshi B, Timilsina A. Factors Influencing Exclusive Breast Feeding Practice among the Mothers of Infants in Pokhara. *JHAS*. 2019;9.
49. Karkee R, Lee AH, Khanal V, Binns CW. Initiation of Breastfeeding and Factors Associated with Prelacteal Feeds in Central Nepal. *Journal of Human Lactation*. 2014;30(3):353-7.

Annexures

Annex I- Schedule of Activity

Annex II- Budget

Annex II- Informed Consent forms

Annex IV- Data collection tools

Annex V- Map of Research area

Annex II Budget

Tentative Budget and it's justification				
S.N.	Activities	Justification		Amount (R.s.)
A.	Human Resources	Quantity	Rate	
	Enumerator	1 * 10 (Days)	1500	15000
B.	Transportation			
	Air fare	2	6000	12000
	Field Visit	2*10 (Days)	100	2000
C.	Stationary			
	Print and Photocopy			
	Proposal	5	400	2000
	Tools	156*2	7	2000
	Thesis draft	6	600	3600
	Black Book	5		5000
D.	Miscellaneous			3000
	Grand Total			42600

Annex III: Informed Written Consent Form

Information sheet

Department of Public Health

Nobel College, Sinamangal

Study Title: Factor Associated with Exclusive Breastfeeding among mothers of children under 2-year age in Dalit Community, Rajbiraj Municipality, Saptari, Nepal
Investigators: Neha Kumari Das
Address: Nobel College, Sinamangal
Phone no: 9803031137

Background and Purpose: My name is Neha Kumari Das. I am studying master of Public Health at Nobel College, Sinamangal. I am going to conduct this research to access “factors associated with exclusive breastfeeding among mothers of children under 2 years of age in the Dalit community, Rajbiraj Municipality, Saptari, Nepal” as a partial fulfillment of our curriculum. The information gathered from this study was used for study purposes. I hope that findings from this study can be supported to address the current situation and associated factors of exclusive breastfeeding among mothers of infants.

Risks and Benefits: You are selected for voluntary participation in research. Before you decide to participate in this research, it is important to understand that you will not benefit directly from it right now, but the findings from this study may help you benefit in the long run if any government or nongovernmental organization launches an exclusive breastfeeding program based on the findings of this study. And this study may also help

policymakers develop new policies related to exclusive breastfeeding which help to improve the health of mother and child. There is no risk of participating in this study.

Procedure: We will interview you in a secure location so that no one can overhear our discussion. You will be given answers regarding demographic, and exclusive breastfeeding-related questionnaires. It will take 15-20 minutes to answer all these questions.

Confidentiality: The information you tell us will be used only for this study, and information from this interview may be presented at professional meetings or in written articles, your name will not be used and not identified anywhere in the questionnaire, reports of other publications, and presentations. All information given will be kept private and confidential. We will keep the information secure and in a safe place.

Withdrawal of participation: In case you don't feel comfortable with the questions or you don't like to participate in the discussion, you will be free to withdraw at any time during the study, without giving any reason.

Payment: We will not pay you for your participation.

If you have any question about this study, you may contact the following people.

Name: Neha Kumari Das
Mobile Number: 9803031137
Nobel College, Sinamangal Kathmandu

Are you willing to participate, kindly give me your consent?

Willing to take part in study

Yes

No

Factor Associated with Exclusive breastfeeding among Mothers of children under two year of age in Dalit Community, Rajbiraj Municipality, Saptari, Nepal

Code No:

Namaste!

We are students of "The Master of Public Health (MPH)" at Nobel College, Pokhara University. We are conducting research on "FACTOR ASSOCIATED WITH EXCLUSIVE BREASTFEEDING AMONG MOTHERS OF CHILDREN UNDER TWO YEARS OF AGE IN THE DALIT COMMUNITY, RAJBIRAJ MUNICIPALITY, SAPTARI NEPAL" as a partial fulfillment of our curriculum. The information gathered from this study will be used for study purposes and will be kept confidential. We assure you that there are no risks for you in taking part in this study. In this context, we would like to ask you some questions about factors associated with exclusive breastfeeding among mothers of children under two years of age in the Dalit community, of Rajbiraj Municipality, Saptari, Nepal. It will take about 20–25 minutes. Your participation in this study is voluntary. You are free to withdraw from the interview at any time or refuse to answer any particular question that makes you feel uncomfortable. We would appreciate it if you participated in the study and answered all the questions, as the information you provided would be very important for this study. There is no harm in you being a part of the study.

.....

Signature of respondent

.....

Date

Annex IV- Data collection tools

QUESTIONNAIRE

Survey information

Location and date		Response
101	Ward Number	
102	Date	
Consent and interview name		Response
103	Consent has been heard, read and obtained ?	Yes 1 No 0
104	Family surname	

Demographic Information

Demographic Information		
Question	Response	Code
201	How old are you? year
202	How old your child?	
203	Sex of child	Male 1 Female 2

204	What is your occupation?	Government Employee 1 Non – government employee 2 Self employed 3 Homemakers 4
-----	--------------------------	---

		Unemployed	5
205	What is your husband occupation?	Government Employee	1
		Non – government employee	2
		Self employed	3
		Unemployed	4
		Labor	5
		Foreign employment	6
206	What is your education status?	Cannot read and write	1
		Read and write only	2
		Primary education (1 – 5)	3
		Secondary education (6 – 10) and above	4
207	What is your husband education status?	Cannot read and write	1
		Read and write only	2
		Primary education (1 – 5)	3
		Secondary education (6 – 10) and above	4
208	What is your type of family?	Joint	1
		Nuclear	2
209	How many children do you have?	One	1
		Two	2

		Three	3
210	Do you have smoking habit?	Yes	1
		No	0
211	Do you drink alcohol?	Yes	1
		No	0

Breastfeeding related Information:

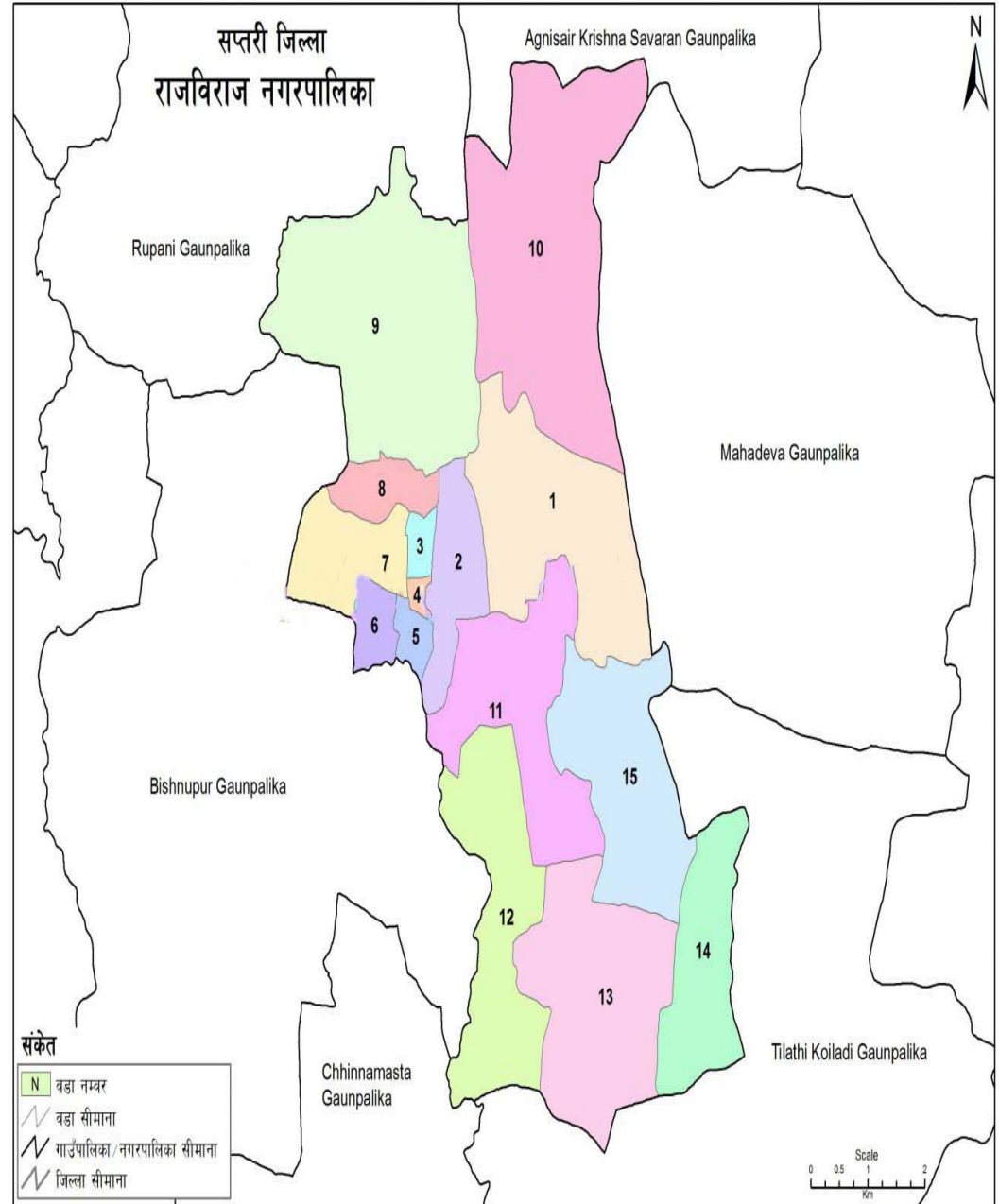
S.N	Question	Response	Code
301	Did you hear about breastfeeding?	Yes	1
		No (If no then skip Q. No. 302, 303)	0
302	If yes, what did you hear about breast feeding?	Benefits of breast feeding	<input type="text"/>
		Exclusive breastfeeding	<input type="text"/>
		Management of Breast related problem	<input type="text"/>
303	Who gave you the information about exclusive breastfeeding?	Health Worker	<input type="text"/>
		Friends/Community	<input type="text"/>
		Social Media/FM/Redio/TV	<input type="text"/>
		Meeting of Mothers group	<input type="text"/>
304	When did you start breast feeding right after delivery?	Within one hour	1
		Within two hour	2
		Within six hour	3
		Within 24 hour	4

		After 24 hour	5
305	After delivery, did you feed your baby anything before breastfeeding?	Yes No (If no then skip Q. No. 309, and 310)	1 0
306	Did you feed your baby colostrum milk?	Yes No	1 0
307 (Dep.V)	Did you breastfeed your baby exclusively for six months?	Yes No	1 0
308	When did you first introduce anything except breastmilk to your child?	< 1 month 1 to 2 months 3 to 5 months Greater than and equal to 6 months (Skip Q. No. 315)	1 2 3 4
309	Who influenced or advice you to feed breast milk exclusively?	Husband My mother/Mother in law Friends/Community people Health worker My own decision Other..... Skip question	1 2 3 4 5 96 999
310	What are the following reasons	My baby had trouble sucking	<input type="text"/>

	for your decision to stop breastfeeding your baby?	<p>or latching</p> <p>My baby become sick and could not breastfeeding</p> <p>Breast milk not satisfy my baby</p> <p>I thought my baby was not gaining enough weight</p> <p>I had trouble getting the milk flow to start</p> <p>I didn't have enough milk</p> <p>I had too many household duties</p>	<input type="text"/>
311	Did you visit health center for antenatal checkup?	<p>Yes</p> <p>No (If no then skip Q. No. 319, 320)</p>	<p>1</p> <p>0</p>
312	How many times did you visit health center for the ANC	<p>Less than four time</p> <p>Four and more time</p>	<p>1</p> <p>2</p>
313	Did you visit health center for post-natal care?	<p>Yes</p> <p>No (if no then skip Q. No. 324, 325)</p>	<p>1</p> <p>0</p>
314	Was the mother got advice on exclusive breastfeeding	<p>Yes</p> <p>No</p>	<p>1</p> <p>0</p>
315	Where did you gave birth to your child?	<p>Institutional Delivery</p> <p>At home</p>	<p>1</p> <p>0</p>
316	What type of delivery did you have?	<p>Normal vaginal delivery</p>	<p>1</p>

		Caesarean section	0
--	--	-------------------	---

Annex V- Map of Research Area



स्रोत: स्थलरूप नक्सा (स्केल १:२५,०००/१:५०,०००), नार्पी विभाग र जनगणना २०६८, केंद्रीय तथ्यांक विभाग

Projection System: MUTM, Spheroid - Everest 1830
MoFALD, 2074

