

1 **Factors associated with vaccine coverage improvements in Senegal between**  
2 **2005-2019: A quantitative retrospective analysis**

3  
4 *Hannah K Smalley<sup>1\*</sup>, Francisco Castillo-Zunino<sup>2i</sup>, Pinar Keskinocak,<sup>1,3</sup> Dima Nazzal<sup>1</sup>, Zoe Sakas<sup>4</sup>,*  
5 *Moussa Sarr<sup>5</sup>, Matthew C. Freeman<sup>4</sup>*

6  
*1 H. Milton Stewart School of Industrial and Systems Engineering, Georgia Institute of Technology, 755  
Ferst Dr., NW, Atlanta, GA, USA.*

*2 Amazon Modeling and Optimization, Amazon, Bellevue, WA, USA.*

*3 Center for Health and Humanitarian Systems, Georgia Institute of Technology, 755 Ferst Dr., NW,  
Atlanta, GA, USA.*

*4 Gangarosa Department of Environmental Health, Rollins School of Public Health, Emory University,  
Atlanta, GA, USA*

*5 Institut de Recherche en Santé de Surveillance Epidémiologique et de Formation, Dakar, Senegal*

7  
8  
9  
10  
11  
12  
13  
14

---

<sup>1</sup> Work performed while the author was with Georgia Institute of Technology prior to joining Amazon.

15 **ABSTRACT**

16 **Objective** Senegal has demonstrated catalytic improvements in national coverage rates for early  
17 childhood vaccination, despite lower development assistance for childhood vaccines in Senegal compared  
18 to other low and lower-middle income countries. Understanding factors associated with historical changes  
19 in childhood vaccine coverage in Senegal, as well as heterogeneities across its 14 regions, can highlight  
20 effective practices that might be adapted to improve vaccine coverage elsewhere.

21 **Design** Childhood vaccination coverage rates, demographic information, and health system characteristics  
22 were identified from Senegal's Demographic and Health Surveys (DHS) and Senegal national reports for  
23 years 2005 to 2019. Multivariate logistic and linear regression analyses were performed to determine  
24 statistical associations of demographic and health system characteristics with respect to childhood  
25 vaccination coverage rates.

26 **Setting** The 14 administrative regions of Senegal were chosen for analysis.

27 **Participants** DHS women's survey respondents with living children aged 12-23 months for survey years  
28 2005-2019.

29 **Outcome Measures** Immunization with the third dose of the diphtheria-tetanus-pertussis vaccine (DTP3),  
30 widely used as a proxy for estimating immunization coverage levels and the retention of children in the  
31 vaccine program.

32 **Results** Factors associated with childhood vaccination coverage include urban residence ( $\beta=0.61$ ,  
33  $p=0.0157$ ), female literacy ( $\beta=1.11$ ,  $p=0.0007$ ), skilled prenatal care ( $\beta=1.80$ ,  $p<0.0001$ ), and self-  
34 reported ease of access to care when sick, considering travel distance to a healthcare facility ( $\beta=-0.70$ ,  
35  $p=0.0009$ ) and concerns over traveling alone ( $\beta=-1.08$ ,  $p<0.0001$ ). Higher coverage with less variability  
36 over time was reported in urban areas near the capital and the coast ( $p=0.076$ ), with increased coverage in  
37 recent years in more rural and landlocked areas.

38 **Conclusions** Childhood vaccination was more likely among children whose mothers had higher literacy,  
39 received skilled prenatal care, and had perceived ease of access to care when sick. Overall, vaccination  
40 coverage is high in Senegal and disparities in coverage between regions have decreased significantly in  
41 recent years.

42

### 43 **Background**

44 Vaccination is one of the most cost-effective and influential public health interventions [1]. For each  
45 dollar spent on routine and supplementary vaccinations in low- and middle-income countries from 2011-  
46 2020, the average country-level return on investment is estimated to be 44 times the cost [2]. High  
47 vaccination coverage is necessary for controlling, eliminating, or eradicating vaccine-preventable diseases  
48 [3]. Gavi, The Vaccine Alliance (Gavi), was launched in 2000 and is one of the main sources of vaccine  
49 financing for eligible low- and middle-income countries. Some but not all Gavi-supported countries were  
50 able to reach the 2015 Global Vaccine Action Plan (GVAP) goal of 90% coverage for the third dose of  
51 the diphtheria-tetanus-pertussis vaccine (DTP3) by 2010 [4, 5].

52 In 2017, Africa reported a DTP3 coverage of 72%, the lowest percentage of all the World Health  
53 Organization (WHO) regions [4]. Within the African Region, several countries have outperformed their  
54 peers with regards to high and sustained vaccination coverage. DTP3 coverage in Senegal increased from  
55 52% to 93% [6], outperforming other low income (LIC) and lower-middle income (LMIC) countries,  
56 despite lower development assistance for health (DAH) relative to many other countries in this group [7,  
57 8], . The Government of Senegal has demonstrated a commitment to improving access to health care,  
58 including childhood vaccination, which likely contributed to the country's success [9-11]. However, like  
59 other countries in sub-Saharan Africa, Senegal's childhood vaccine coverage was not consistent between  
60 Senegal's 14 administrative regions

61 The purpose of this study was to identify factors associated with DTP3 coverage in Senegal at both the  
62 household level and regionally. DTP3 is often used as a proxy for estimating the retention of children in  
63 the vaccine program [3]. Subnational trends in early childhood vaccine coverage often illustrate inequities  
64 in vaccine service delivery [12, 13], and looking at national-level data alone may overestimate vaccine  
65 system performance [14]. Factors statistically associated with full childhood immunization coverage have  
66 been identified in previous studies [15-18]. We complement prior work by focusing on DTP3 coverage in  
67 Senegal, with an analysis of changes in coverage over time by administrative region from 2005-2019. We  
68 analyzed geographic and population factors, including female literacy and access to skilled prenatal care.  
69 We also considered factors aggregated at the regional level including poverty and the number of  
70 healthcare workers.

## 71 **Methods**

72 We conducted a study to assess the demographic associations of early childhood vaccination within  
73 Senegal, including assessing the impact of heterogeneities at the subnational level (i.e., between  
74 administration regions). For the study period of 2005-2019, we analyzed geographic and population  
75 factors for each of Senegal's 14 administrative regions to examine potential associations with DTP3  
76 coverage. The analysis was conducted as part of the Vaccine Exemplars Program, the purpose of which  
77 was to identify how and why some countries have achieved better-than-average and sustained coverage of  
78 early childhood vaccines [11, 19-21].

## 79 **Data sources**

80 Household-level immunization data was collected from Senegal's Demographic and Health Surveys  
81 (DHS) (years 2005, 2010/2011, 2012/2013, and yearly from 2014 to 2019) [22], with data provided for all  
82 14 regions and all years (notably 3 of the regions were created/split from existing regions in 2008;  
83 coverage for these regions in 2005 is estimated to be equal to that of the original combined regions). The  
84 data can be accessed upon approval from the DHS Program [23]. DHS surveys were sampled to be

85 representative at the regional level, and thus we were not able to analyze statistical associations at the  
86 smaller district level. 28 sampling strata are created which correspond to urban and rural parts for each of  
87 the 14 regions; samples are drawn independently from these sampling strata. Specific details on sampling  
88 methods for each survey year can be found in the appendices of each report (see [22]). Data extracted  
89 from the surveys include DTP3 vaccination (recommended administration to children at 14-weeks-old in  
90 Senegal), residence type (urban or rural), female literacy, proportion receiving prenatal care from skilled  
91 providers, and self-reported problems accessing care when sick (i.e., women were asked if distance,  
92 permission, money, and traveling alone were significant barriers when seeking treatment).

93 Child immunization is covered in the women's questionnaire in DHS surveys with responses representing  
94 each child of the mother surveyed. Literacy is assessed in the survey by the questioner asking the  
95 respondent to read from a card [24]. Prenatal (or antenatal) care is assessed by asking women who  
96 attended their last birth, with the following options: doctor, nurse/midwife, auxiliary nurse/midwife,  
97 community health worker, other health worker, traditional birth attendant, other, and no antenatal care.

98 Region-specific population density and poverty (reported for year 2018) were determined from Senegal  
99 national reports [25]. Poverty incidence is estimated using the cost of basic needs approach, which  
100 considers the proportion of the population unable to meet their basic needs and combines a country-  
101 specific food poverty line and non-food poverty line. For more details with respect to this calculation  
102 specific to Senegal, see [26]. We collected regional counts of skilled healthcare workers from the  
103 Ministère de la Santé et de l'Action sociale (MSAS) (2018) [27].

#### 104 **Data analysis**

105 Bivariate and multivariate logistic and linear regression analyses were performed to determine statistical  
106 associations of factors with respect to coverage of DTP3; factors included in multivariate analysis include  
107 residence type (urban or rural), female literacy, self-reported problems accessing care when sick, and  
108 prenatal care provider. We calculated DTP3 coverage – the dependent variable in our models - for each

109 region of Senegal using DHS data for each year available during the study period. The immunization  
110 coverage for a region was calculated as the percentage of living children ages 12-23 months represented  
111 in the survey for that region who received DTP3. Data must be weighted because the overall probability  
112 of a household being selected is not constant across regions and residence types [28]. Thus, we compute  
113 the individual weight for women and households to adjust for differences in probability of selection and  
114 response between cases in a sample. We filter the data for living children ages 12-23 months. For the  
115 time series data, we do this for each year of data available. A vaccination is considered administered if it  
116 is reported by the mother or marked on the vaccination card with or without a date.

117 For our analysis, we consider a woman to be literate if she is able to read a whole sentence or part of a  
118 sentence as reported in the DHS survey [24, 28]. We consider a woman to have received skilled prenatal  
119 care if she answered “doctor”, “nurse/midwife”, or “auxiliary nurse/midwife” as attending her most recent  
120 birth.

121 We calculated the Pearson correlation coefficients ( $r$ ) to determine statistically significant correlations  
122 between the quantitative factors and between factors and DTP3 coverage. We clustered regions  
123 geographically into 2 groups (coastal and inland), calculated the variance in DTP3 values over time for  
124 each region, and performed independent sample t-tests to compare these two groups of variances.

## 125 **Patient and public involvement**

126 There was no patient or public involvement in the study design of this research, the interpretation of the  
127 results, or the writing or editing of this document. All data used in this analysis was de-identified public  
128 health data.

129

130 **Results**

131 Table 1 reports the number of DHS survey respondents (unweighted) in each survey data set which fit the  
132 criteria for inclusion (i.e., with living children aged 12-23 months). The number of respondents in each  
133 region per year is reported in Table S1 in the supplemental material.

SURVEY YEAR	RESPONDENTS FITTING CRITERIA
2005	2138
2010/2011	2377
2012/2013	1329
2014	2662
2015	1310
2016	1323
2017	2390
2018	1337
2019	1183

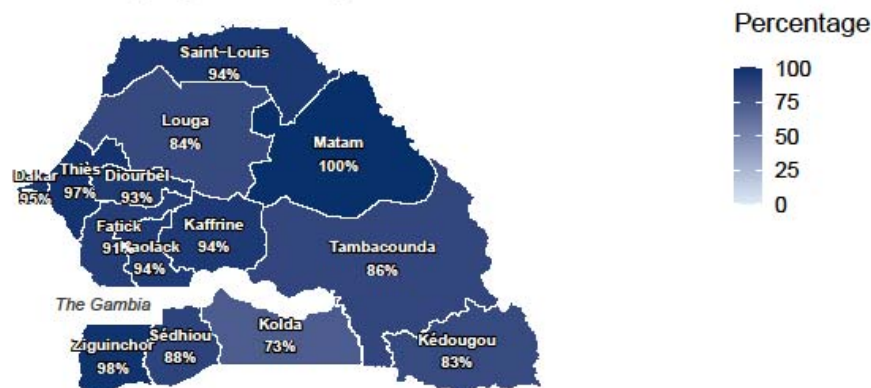
134

135 *Table 1 Senegal household survey data years and unweighted number of survey respondents meeting criteria for inclusion.*

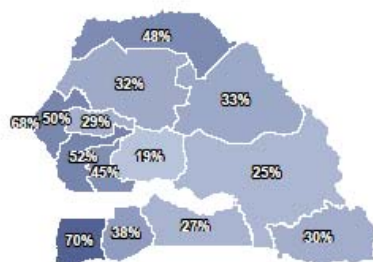
136 **Factors associated with DTP3 coverage by administrative region**

137 For each region in Senegal, Table S2 in the supplemental material reports the weighted percentage of  
138 survey respondents with “yes” responses per household factor for year 2019; data is filtered for  
139 respondents who meet inclusion criteria. DTP3 coverage by region ranged from 73% to 100% in 2019  
140 (Figure 1, Table S2). Higher DTP3 coverage rates were observed in Dakar (the most populous region and  
141 includes the capital city) and its surrounding regions, and along the coast, as well as in the landlocked  
142 region of Matam. In 2018, there were approximately 6,600 people per km<sup>2</sup> in Dakar, which is  
143 predominantly urban (97% urban) [29]. The population density in other regions was at most 362 people  
144 per km<sup>2</sup>. Population density does not have a statistically significant correlation with DTP3 coverage at the  
145 regional level, though this correlation is higher when excluding Dakar (Pearson’s correlation  $r=0.39$ ,  
146  $p=0.19$ ).

(i) DTP3 coverage by region of Senegal (DHS 2019)



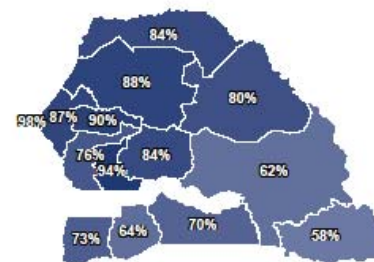
(ii) Female population considered literate



(iii) Received skilled prenatal care



(iv) Ease of access to care – Traveling alone



147

148 *Figure 1 DTP3 coverage by region of Senegal and regional proportions of select metrics [30]. “Skilled Prenatal Care” refers to the*  
 149 *proportion of women ages 15-49 who had a live birth within 5 years before the survey who had prenatal care provided by a*  
 150 *skilled health care worker (2017). Skilled care includes doctor, nurse, and midwife. Unskilled care includes matron/traditional*  
 151 *midwife, “other”, or none. “Ease of Access to Care – Traveling Alone”, refers to the proportion of female survey respondents by*  
 152 *region who did not consider traveling alone to be a significant problem with accessing care when sick (2017).*

153 Unadjusted bivariate analyses (Figure 2) revealed significant associations ( $p=0.05$ ) between higher DTP3  
 154 vaccination and the following:

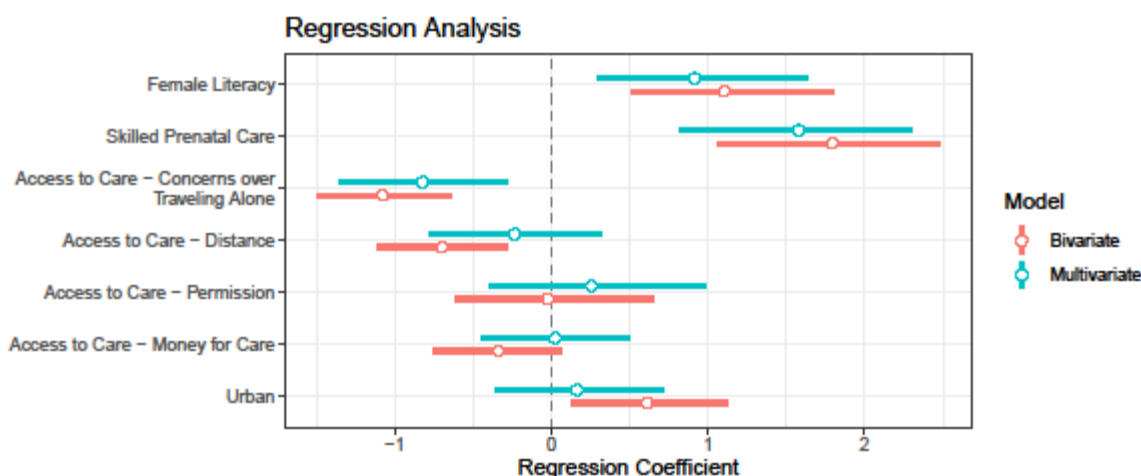
- 155 • positive associations:
  - 156 ○ type of place of residence (urban) ( $\beta=0.61$ ,  $p=0.0157$ ),
  - 157 ○ higher female literacy ( $\beta=1.11$ ,  $p=0.0007$ ),
  - 158 ○ higher skilled prenatal care ( $\beta=1.80$ ,  $p<0.0001$ ), and



- 159 • negative associations:
  - 160 ○ more barriers when seeking treatment with respect to
    - 161 ■ distance ( $\beta=-0.70$ ,  $p=0.0009$ ) and
    - 162 ■ traveling alone ( $\beta=-1.08$ ,  $p<0.0001$ ).

163 We find that significant associations hold for female literacy, skilled prenatal care, distance, and traveling  
164 alone when adjusting by type of place of residence (urban).

165 Multivariate regression revealed correlations between factors (Figure 2), with only 3 factors remaining  
166 statistically significant: positive associations with female literacy ( $\beta=0.92$ ,  $p=0.0065$ ) and skilled prenatal  
167 care ( $\beta=1.58$ ,  $p<0.0001$ ), and negative associations with more barriers when seeking treatment with  
168 respect to traveling alone ( $\beta=-0.82$ ,  $p=0.0026$ ) (more details provided in Table S3 in the supplemental  
169 materials). We also found correlations between population density and fewer barriers when seeking  
170 treatment with respect to distance ( $r=0.61$ ,  $p=0.02$ ) and traveling alone ( $r=0.48$ ,  $p=0.08$ ); traveling alone is  
171 correlated with distance ( $r=0.51$ ,  $p<0.0001$ ).

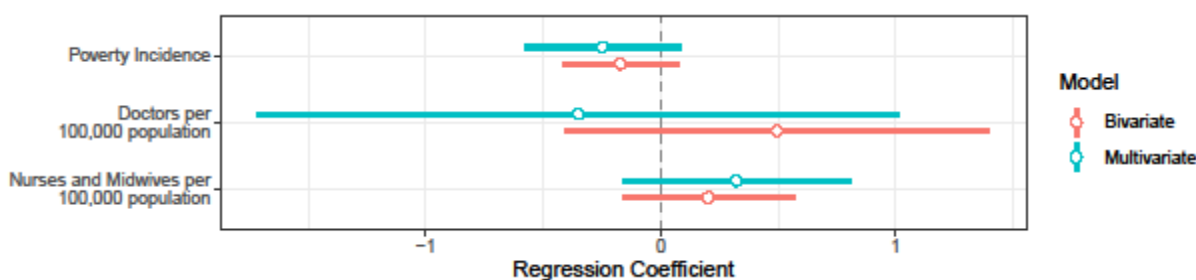


172  
173 *Figure 2 Regression analysis for household-level factors associated with DTP3 vaccination by DHS 2019 survey response per*  
174 *living child aged 12-23 months (weighted N=1129). The bars correspond to 95% confidence intervals. Bars which do not*  
175 *intersect 0 correspond to statistical associations with DTP3 vaccination (< 0 implies negative association, > 0 implies positive*  
176 *association).*

177

178 Coastal regions, namely, Dakar and Ziguinchor, have the highest female literacy rates (68% and 70%,  
179 respectively). The percentage of women who received skilled prenatal care from a doctor, nurse, or  
180 midwife was lowest in Tambacounda and Kedougou (88% and 85%, respectively), compared to over 95%  
181 in other regions (Figure 1).

182 Poverty level did not statistically explain regional differences in DTP3 coverage (bivariate regression  
183 coefficient  $\beta = -0.17$ ,  $p = 0.157$ ), potentially due to heterogeneity within regions. We also found no  
184 statistical associations between DTP3 coverage and the number of doctors, nurses, and midwives per  
185 100,000 population using bivariate or multivariate regression analysis (Figure 3, more details provided in  
186 Table S4 in the supplemental materials).



187  
188 *Figure 3 Regression analysis for region-level factor associations with DTP3 vaccination. Poverty incidence is estimated using the*  
189 *cost of basic needs approach, which considers the proportion of the population unable to meet their basic needs and combines a*  
190 *country-specific food poverty line and non-food poverty line [26]. The bars correspond to 95% confidence intervals.*

191

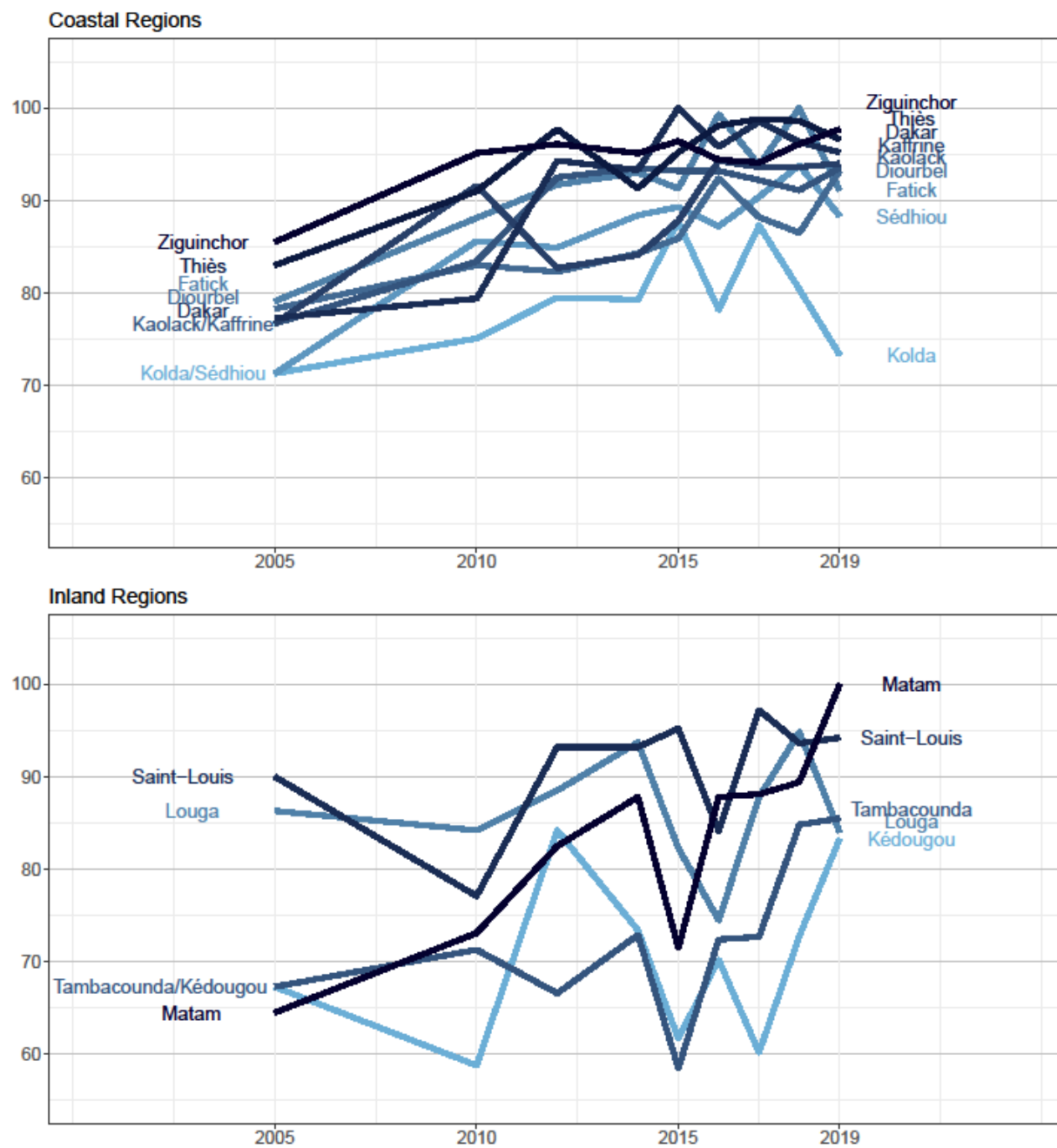
## 192 Access to Health Services

193 Women in regions with low DTP3 coverage reported more barriers to accessing care with respect to (i)  
194 traveling alone to seek care and (ii) distance from healthcare facilities. In the more remote, inland regions  
195 of Senegal, as many as 42% of female respondents in 2019 identified traveling alone to seek care as a  
196 significant barrier to accessing care. Distance to healthcare facilities was also a substantial barrier to  
197 accessing care in these regions of Senegal (identified as a barrier by 50% of female respondents in

198 Tambacounda, the largest region by geographical area). Sociodemographic characteristics of this survey  
199 group are reported in Table S5 in the supplemental materials [30].

#### 200 **Coverage over time by administrative region and geographic location**

201 DTP3 coverage from 2005 to 2019 by region in Senegal is reported in Figure 4 [31]. We observed that the  
202 DTP3 coverage was consistently higher for the west and southwestern regions located near Dakar and  
203 along the coast, and the variance of DTP3 coverage over time was consistently lower for this group of  
204 coastal regions (t-test,  $p=0.076$ ) compared to the group of eastern and northern regions. The region with  
205 the lowest DTP3 coverage in 2019 was Kolda (73%), following a sharp drop in DTP3 coverage after 2017  
206 compared to previous years. The rural and landlocked regions in the north and east demonstrated more  
207 variability in coverage over time. However, among these regions, Tambacounda and Kedougou saw large  
208 improvements, from 73% to 86% and 60% to 83%, respectively between 2017 and 2019; notably, Matam  
209 saw the largest increase (from 73% to 100%) in coverage among all regions between 2010 and 2019.



210

211 *Figure 4 DTP3 coverage in Senegal by year and region (DHS 2005-2019). The regions of Kaffrine, Sedhiou, and Kedougou were*  
 212 *split from existing regions in 2008 [31].*

213

214

215

## 216 **Discussion**

217 We conducted a study to assess the demographic associations of early childhood vaccination within  
218 Senegal. Observing heterogeneities in DTP3 coverage across Senegal and comparing those differences  
219 with demographic and geographic factors may aid decision-makers in addressing disparities in  
220 vaccination access and uptake. Our analysis of household level data revealed associations between DTP3  
221 coverage and 1) female literacy, 2) access to skilled prenatal care, and 3) challenges accessing care while  
222 traveling alone.

223 Early childhood vaccination in Senegal steadily increased for all recommended vaccines from 2002 to  
224 2007, with coverage remaining mostly constant through 2019 [11, 32-37]. Based on an analysis of  
225 qualitative data including interviews with Senegalese administrators at various levels and focus group  
226 discussions with caregivers and community health workers, Senegal’s immunization program has been  
227 successful due to “*strong governance, collaboration, evidence-based decision-making, community*  
228 *ownership, and an overall commitment to health and prioritization of vaccine programming from all*  
229 *stakeholders and government officials.*”[11] Understanding the existing disparities between regions in  
230 Senegal, alongside related factors, may support improvements in health equity through utilization of  
231 Senegal’s existing governance structures and strong community health worker program.

232  
233 *Female Literacy & Maternal Education.* We found that higher female literacy was significantly  
234 associated with higher DTP3 coverage. Female literacy and higher maternal education have been shown  
235 to be positively associated with higher vaccination coverage globally [18, 38-40]; it is atypical that  
236 Senegal, with low female literacy at the national level [41], has relatively high DTP3 coverage compared  
237 to other LMICs. While mothers with high literacy and education may be more likely to independently  
238 seek vaccinations for their children [42], the health system in Senegal has been able to reach the more  
239 vulnerable rural communities with lower female literacy through community health workers and  
240 community-based health huts; “health huts are the backbone of Senegal’s community health system, and

241 they deserve much credit for Senegal’s impressive progress on disease prevention and treatment,  
242 including its far-reaching immunization program” [9]. Involvement of community health workers such as  
243 respected female elders known as “bajenu gox” have served as a link between the health care services  
244 (i.e., health centers, health posts, health huts) and the communities, facilitating and coordinating  
245 immunization outreach activities [10].

246

247 *Access to Healthcare Workers & Facilities.* We found that skilled prenatal care was associated with  
248 higher DTP3 coverage in Senegal, which aligns with existing literature. Access to skilled healthcare  
249 workers has an important role in childhood vaccination. Limited access to skilled prenatal care has been  
250 linked to under-vaccination, or children not receiving all recommended vaccines [15, 43], and a prior  
251 study highlighted an association between the number of skilled healthcare workers (nurses and midwives)  
252 and DTP3 coverage using a cross-country analysis of developing countries around the world for the years  
253 1990 to 2004 [40]. Self-reported barriers limiting access to care for women when seeking treatment,  
254 namely traveling alone to healthcare facilities and travel distance, were associated with DTP3  
255 vaccination. In regions with higher population density, women report fewer concerns regarding traveling  
256 alone to access care when sick. Rural communities report more challenges than urban communities with  
257 respect to accessing immunization services. Unfortunately, retaining skilled health workers is more  
258 difficult in rural regions of Senegal [44]. Senegal has addressed these challenges through training  
259 community health workers and health post staff, improving infrastructure for outreach services, increasing  
260 capacity for health post expansion, and improving surveillance and data management at local levels [11].  
261 In 2011, a 5-year \$40 million grant from USAID helped Senegal construct, maintain, and link more health  
262 huts to the national health system [45].

263

264 Our results illustrate the role of contextual factors in relation to childhood vaccination. Although national  
265 childhood vaccination coverage in Senegal is relatively high compared to other LMICs, there are still  
266 gaps in coverage and disparities between regions which, similar to other studies, illustrate inequities in

267 deployment of vaccination services [12, 13]. National health programs rely on the consideration of  
268 contextual factors and heterogeneity between subnational areas, such as those identified in this study, to  
269 inform programmatic decision-making and improve health equity. Strategies for improving immunization  
270 rates need to be tailored considering subnational differences; as stated in The Immunization Agenda 2030,  
271 “reaching all people will require higher national vaccination coverage, but also less subnational inequity”  
272 [46]. Subnational childhood vaccination has been negatively correlated with institutional mistrust [47].  
273 Strong governance structures are required to prevent and address institutional mistrust while prioritizing  
274 equity of healthcare access at the national level [11, 12, 48]. Subnational DTP3 coverage estimates have  
275 been compared with national health spending, GDP per capita, and other governance indicators in sub-  
276 Saharan Africa to investigate the drivers of equitable immunization services [49]. To reduce differences  
277 in vaccination coverage between regions, and address institutional mistrust, national health policies and  
278 programs should consider heterogeneity between and within regions. Senegal has implemented top-down  
279 and bottom-up mechanisms for decision-making, planning, and resource allocation to address subnational  
280 heterogeneity and allow for strategies and initiatives tailored for local populations [11].

#### 281 Strengths and limitations

282 This work uses regionally representative data sets to explain associations between DTP3 coverage and  
283 demographic and health system characteristics at the subnational level within Senegal, and evaluates  
284 changes in vaccination coverage over time for each of these regions, considering the geographic location  
285 of each region. We focused on analyzing respondent groups at the regional level or higher because DHS  
286 surveys were not sampled to be representative at the smaller district level. Heterogeneities at the  
287 subregional level were thus not evaluated. If district level data were available, we conjecture that negative  
288 associations between DTP3 coverage and other factors, such as poverty, could be identified, given  
289 heterogeneities at the subregional level. For instances where DTP3 immunization was determined based  
290 on maternal recall, errors in recall could have biased results. Additionally, immunization is only reported

291 in the women’s questionnaire of the DHS survey; bias may exist due to families of children with no  
292 mothers.

### 293 **Conclusions**

294 Senegal has improved vaccination coverage across its 14 administrative regions despite high poverty and  
295 low female literacy as compared to other LICs and LMICs [19]. While coverage varies between regions,  
296 high coverage has expanded in recent years beyond coastal and urban regions into the inland and rural  
297 areas. National and regional efforts - especially increasing the number of health posts and huts to reach  
298 rural communities and expanding the community health worker programs - have likely played an  
299 important role [9]. Historically, the inland and rural regions have had variability in coverage over time;  
300 future years will tell if the recent increases in coverage will be sustained.

### 301 **Acknowledgements**

302 This research was supported in part by the following Georgia Tech benefactors: William W. George,  
303 Andrea Laliberte, Joseph C. Mello, Richard “Rick” E. and Charlene Zalesky.

304

### 305 **REFERENCES**

- 306 1. Rémy V, Zöllner Y, Heckmann U. Vaccination: the cornerstone of an efficient healthcare system.  
307 J Mark Access Health Policy. 2015;3:10.3402/jmahp.v3.27041.
- 308 2. Ozawa S, Clark S, Portnoy A, Grewal S, Brenzel L, Walker DG. Return On Investment From  
309 Childhood Immunization In Low- And Middle-Income Countries, 2011-20. Health Aff (Millwood).  
310 2016;35(2):199-207.
- 311 3. World Health Organization. Immunization coverage 2020 2021 [Available from:  
312 <https://www.who.int/news-room/fact-sheets/detail/immunization-coverage>.
- 313 4. World Health Organization. Global vaccine action plan 2011-2020 2013 [Available from:  
314 <https://www.who.int/publications/i/item/global-vaccine-action-plan-2011-2020>.
- 315 5. World Health Organization. 2018 assessment report of the Global Vaccine Action Plan: strategic  
316 advisory group of experts on immunization 2018 [Available from:  
317 <https://apps.who.int/iris/handle/10665/276967>.
- 318 6. World Health Organization. WHO vaccine-preventable diseases: monitoring system. 2020 global  
319 summary. WHO UNICEF estimates time series for Senegal (SEN) 2020 [Available from:  
320 [https://apps.who.int/immunization\\_monitoring/globalsummary/estimates?c=SEN](https://apps.who.int/immunization_monitoring/globalsummary/estimates?c=SEN).
- 321 7. IHME. Global health spending 1995-2016 2019 [Available from:  
322 <http://ghdx.healthdata.org/record/ihme-data/global-health-spending-1995-2016>



- 323 8. WHO and UNICEF. WHO-UNICEF joint reporting form: immunization financing indicators, 2019  
324 [Available from:  
325 [https://www.who.int/immunization/programmes\\_systems/financing/data\\_indicators/en/](https://www.who.int/immunization/programmes_systems/financing/data_indicators/en/).  
326 9. Exemplars in Global Health. What did Senegal do? 2021 [Available from:  
327 <https://www.exemplars.health/topics/under-five-mortality/senegal/what-did-senegal-do>.  
328 10. Devlin K, Pandit-Rajani T, Egan KF. Senegal's Community-based Health System Model: Structure,  
329 Strategies, and Learning. Arlington, VA: Advancing Partners & Communities; 2019.  
330 11. Sakas Z, Hester KA, Rodriguez K, Diatta SA, Ellis AS, Gueye DM, et al. Critical success factors for  
331 high routine immunization performance: A case study of Senegal. *Vaccine: X*. 2023;14:100296.  
332 12. Faye CM, Wehrmeister FC, Melesse DY, Mutua MKK, Maïga A, Taylor CM, et al. Large and  
333 persistent subnational inequalities in reproductive, maternal, newborn and child health intervention  
334 coverage in sub-Saharan Africa. *BMJ Global Health*. 2020;5(1):e002232.  
335 13. Mosser JF, Gagne-Maynard W, Rao PC, Osgood-Zimmerman A, Fullman N, Graetz N, et al.  
336 Mapping diphtheria-pertussis-tetanus vaccine coverage in Africa, 2000–2016: a spatial and temporal  
337 modelling study. *The Lancet*. 2019;393(10183):1843-55.  
338 14. Utazi CE, Thorley J, Alegana VA, Ferrari MJ, Takahashi S, Metcalf CJE, et al. High resolution age-  
339 structured mapping of childhood vaccination coverage in low and middle income countries. *Vaccine*.  
340 2018;36(12):1583-91.  
341 15. Eze P, Agu UJ, Aniebo CL, Agu SA, Lawani LO, Acharya Y. Factors associated with incomplete  
342 immunisation in children aged 12–23 months at subnational level, Nigeria: a cross-sectional study. *BMJ*  
343 *Open*. 2021;11(6):e047445.  
344 16. Sarker AR, Akram R, Ali N, Chowdhury ZI, Sultana M. Coverage and Determinants of Full  
345 Immunization: Vaccination Coverage among Senegalese Children. *Medicina*. 2019;55(8).  
346 17. Ameyaw EK, Kareem YO, Ahinkorah BO, Seidu A-A, Yaya S. Decomposing the rural–urban gap in  
347 factors associated with childhood immunisation in sub-Saharan Africa: evidence from surveys in 23  
348 countries. *BMJ Global Health*. 2021;6(1):e003773.  
349 18. Mbengue MAS, Sarr M, Faye A, Badiane O, Camara FBN, Mboup S, et al. Determinants of  
350 complete immunization among senegalese children aged 12-23 months: evidence from the demographic  
351 and health survey. *BMC Public Health*. 2017;17(1):630.  
352 19. Bednarczyk RA, Hester KA, Dixit SM, Ellis AS, Escoffery C, Kilembe W, et al. Exemplars in vaccine  
353 delivery protocol: a case-study-based identification and evaluation of critical factors in achieving high  
354 and sustained childhood immunisation coverage in selected low-income and lower-middle-income  
355 countries. *BMJ Open*. 2022;12(4):e058321.  
356 20. Hester KA, Sakas Z, Ellis AS, Bose AS, Darwar R, Gautam J, et al. Critical success factors for high  
357 routine immunization performance: A case study of Nepal. *Vaccine: X*. 2022;12:100214.  
358 21. Micek K, Hester KA, Chanda C, Darwar R, Dounebaine B, Ellis AS, et al. Critical success factors for  
359 routine immunization performance: A case study of Zambia 2000 to 2018. *Vaccine: X*. 2022;11:100166.  
360 22. The DHS Program. Senegal Continuous Demographic Health Survey 2005-2019 2019 [Available  
361 from: <https://www.dhsprogram.com/data/available-datasets.cfm>.  
362 23. DHS Program. Demographic and Health Surveys: Data 2023 [Available from:  
363 <https://www.dhsprogram.com/Data/>.  
364 24. The DHS Program. New Data Available from DHS-7 Questionnaire: Literacy, Ownership of Goods,  
365 Internet Use, Finances, and Tobacco Use 2017 [Available from: [https://blog.dhsprogram.com/dhs7-part-](https://blog.dhsprogram.com/dhs7-part-3/)  
366 [3/](https://blog.dhsprogram.com/dhs7-part-3/).  
367 25. Knoema. Senegal 2021 [Available from: <https://knoema.com/atlas/Senegal>.  
368 26. Agence Nationale de la Statistique et de la Démographie (ANSD). Deuxieme Enquete De Suivi De  
369 La Pauvrete Au Senegal (ESPS-11 2011) 2013 [Available from:  
370 [https://www.ansd.sn/ressources/publications/Rapport\\_ESPS-2011.pdf](https://www.ansd.sn/ressources/publications/Rapport_ESPS-2011.pdf).

- 371 27. Ministère de la Santé et de l'Action sociale. Annuaire des statistiques sanitaires et sociales 2018  
372 2020 [Available from:  
373 [https://sante.sec.gouv.sn/sites/default/files/Annuaire%20Satatistiques%20sanitaires%20et%20sociales](https://sante.sec.gouv.sn/sites/default/files/Annuaire%20Satatistiques%20sanitaires%20et%20sociales%202018.pdf)  
374 [%202018.pdf](https://sante.sec.gouv.sn/sites/default/files/Annuaire%20Satatistiques%20sanitaires%20et%20sociales%202018.pdf).  
375 28. Croft TN, Marshall AMJ, Allen CK, et al. Guide to DHS Statistics. Rockville, Maryland, USA:  
376 ICF.2018.  
377 29. Senegal Data Portal. Population & Financial Statistics of Senegal, 2011 2012 [Available from:  
378 <https://senegal.opendataforafrica.org/SEPF2016/population-financial-statistics-of-senegal-2011>.  
379 30. Agence Nationale de la Statistique et de la Démographie (ANSD). Sénégal : Enquête  
380 Démographique et de Santé Continue (EDS-Continue) 2019 2020 [Available from:  
381 <https://dhsprogram.com/pubs/pdf/FR368/FR368.T.pdf>.  
382 31. Monkam NF. Property Taxation in Senegal: Legislation and Practice. Journal of Property Tax  
383 Assessment & Administration. 2011;8(3):41-60.  
384 32. WHO and UNICEF. Senegal: WHO and UNICEF estimates of immunization coverage: 2020  
385 revision 2021 [Available from: [https://cdn.who.int/media/docs/default-source/country-](https://cdn.who.int/media/docs/default-source/country-profiles/immunization/immunization_sen_2021.pdf)  
386 [profiles/immunization/immunization\\_sen\\_2021.pdf](https://cdn.who.int/media/docs/default-source/country-profiles/immunization/immunization_sen_2021.pdf).  
387 33. Unicef. Immunization data July 2021 2021 [Available from:  
388 <https://data.unicef.org/resources/dataset/immunization/>.  
389 34. Russo G, Lihui X, Mclsaac M, Matsika-Claquin MD, Dhillion I, McPake B, et al. Health workers'  
390 strikes in low-income countries: the available evidence. Bulletin of the World Health Organization. 2019.  
391 35. HRH2030 Program. Three Questions with Dr. Matar Camara: A public health specialist with a  
392 vision 2018 [Available from: <https://hrh2030program.org/3-questions-with-matar-camara-2/>.  
393 36. Despite Senegal's Nine-Month Health Worker Strike, Niore Sees LARC Usage Trend Improve: TCI:  
394 The Challenge Initiative; 2020 [Available from: [https://tciurbanhealth.org/despite-senegals-nine-month-](https://tciurbanhealth.org/despite-senegals-nine-month-health-worker-strike-niore-sees-positive-impact-from-larcs/)  
395 [health-worker-strike-niore-sees-positive-impact-from-larcs/](https://tciurbanhealth.org/despite-senegals-nine-month-health-worker-strike-niore-sees-positive-impact-from-larcs/).  
396 37. WHO and UNICEF. Senegal: WHO and UNICEF estimates of immunization coverage: 2019  
397 revision 2020 [Available from:  
398 [https://www.who.int/immunization/monitoring\\_surveillance/data/sen.pdf](https://www.who.int/immunization/monitoring_surveillance/data/sen.pdf).  
399 38. Streatfield K, Singarimbun M, Diamond I. Maternal Education and Child Immunization.  
400 Demography. 1990;27(3):447-55.  
401 39. Vikram K, Vanneman R, Desai S. Linkages between maternal education and childhood  
402 immunization in India. Soc Sci Med. 2012;75(2):331-9.  
403 40. Anand S, Bärnighausen T. Health workers and vaccination coverage in developing countries: an  
404 econometric analysis. The Lancet. 2007;369(9569):1277-85.  
405 41. The World Bank. Literacy rate, adult female 2020 [Available from:  
406 <https://data.worldbank.org/indicator/SE.ADT.LITR.FE.ZS>  
407 42. Balogun SA, Yusuff HA, Yusuf KQ, Al-Shenqiti AM, Balogun MT, Tettey P. Maternal education and  
408 child immunization: the mediating roles of maternal literacy and socioeconomic status. (1937-8688  
409 (Electronic)).  
410 43. Rainey JJ, Watkins M, Ryman TK, Sandhu P, Bo A, Banerjee K. Reasons related to non-vaccination  
411 and under-vaccination of children in low and middle income countries: Findings from a systematic  
412 review of the published literature, 1999–2009. Vaccine. 2011;29(46):8215-21.  
413 44. Zurn P, Codjia L Fau - Sall FL, Sall FI Fau - Braichet J-M, Braichet JM. How to recruit and retain  
414 health workers in underserved areas: the Senegalese experience. Bull World Health Organ.88(5):386-9.  
415 45. ChildFund. Senegal's Commitment to Community Health Yields Benefits 2021 [Available from:  
416 <https://www.childfund.org/senegals-commitment-to-community-health/>.  
417 46. World Health Organization. Immunization Agenda 2030: A Global Strategy to Leave No One  
418 Behind. World Health Organization; 2020.

- 419 47. Stoop N, Hirvonen K, Maystadt J-F. Institutional mistrust and child vaccination coverage in  
420 Africa. *BMJ Global Health*. 2021;6(4):e004595.
- 421 48. Shen AK, Fields R, McQuestion M. The future of routine immunization in the developing world:  
422 challenges and opportunities. *Glob Health Sci Pract*. 2014;2(4):381-94.
- 423 49. Ikilezi G, Augusto OJ, Sbarra A, Sherr K, Dieleman JL, Lim SS. Determinants of geographical  
424 inequalities for DTP3 vaccine coverage in sub-Saharan Africa. *Vaccine*. 2020;38(18):3447-54.
- 425