



24 660 South Euclid Avenue

25 St. Louis, MO 63110, USA

26 ChengAL@wustl.edu

27 Ph: 812-483-8108

28

29 Word count: 2,659



47 ***Abstract***

48 *Importance*

49           Among patients seeking care for musculoskeletal conditions, there is mixed evidence  
50 regarding whether traditional, structure-based care is associated with improvement in patients'  
51 mental health.

52

53 *Objective*

54           To determine whether improvements in physical function and pain interference are  
55 associated with meaningful improvements in anxiety and depression symptoms among patients  
56 seeking musculoskeletal care.

57

58 *Design*

59           Retrospective cohort study from June 22, 2015 to February 9, 2022.

60

61 *Setting*

62           Orthopedic department of a tertiary care US academic medical center.

63

64 *Participants*

65           Consecutive sample of adult patients who presented to the musculoskeletal clinic 4 to 6  
66 times during the study period and completed Patient-Reported Outcomes Measurement  
67 Information System (PROMIS) measures as standard care at each visit.

68

69 *Exposure*

70 PROMIS Physical Function and Pain Interference scores.

71

72 *Main Outcomes and Measures*

73 Linear mixed effects models were used to determine whether: 1) PROMIS Anxiety and  
74 2) PROMIS Depression scores improved as a function of improved PROMIS Physical Function  
75 or Pain Interference scores, after controlling for age, gender, race, and PROMIS Depression (for  
76 the Anxiety model) and PROMIS Anxiety (for the Depression model). Clinically meaningful  
77 improvement was defined as  $\geq 3.0$  points for PROMIS Anxiety and  $\geq 3.2$  points for PROMIS  
78 Depression.

79

80 *Results*

81 Among 11,236 patients (mean [SD] age 57 [16] years), 9,706 (86%) were White, and  
82 7,218 (64%) were women. Improvements in physical function ( $\beta = -0.14$  [95% CI -0.15– -0.13],  
83  $p < 0.001$ ) and pain interference ( $\beta = 0.26$  [0.25-0.26],  $p < 0.001$ ) were each associated with  
84 improved anxiety symptoms. To reach a clinically meaningful improvement in anxiety  
85 symptoms, an improvement of  $\geq 21$  [20-23] PROMIS points on Physical Function or  $\geq 12$  [12-12]  
86 points on Pain Interference would be required. Improvements in physical function ( $\beta = -0.05$  [-  
87 0.06– -0.04],  $p < 0.001$ ) and pain interference ( $\beta = 0.04$  [0.04-0.05],  $p < 0.001$ ) were not associated  
88 with meaningfully improved depression symptoms.

89

90 *Conclusions and Relevance*

91 In this cohort study, substantial improvements in physical function and pain interference  
92 were required for association with any clinically meaningful improvement in anxiety symptoms

93 and were not associated with any meaningful improvement in depression symptoms. Among  
94 patients seeking musculoskeletal care, musculoskeletal clinicians and patients cannot assume that  
95 addressing physical health will result in improved symptoms of depression or potentially even  
96 sufficiently improved symptoms of anxiety.

97 **Introduction**

98           Physical and mental health have a complex bidirectional relationship, and there is a high  
99 prevalence of comorbid physical limitations, pain interference (i.e., “consequences of pain on  
100 relevant aspects of a person’s life...including hindered engagement with social, cognitive,  
101 emotional, physical, and recreational activities”), and symptoms of anxiety and depression.<sup>1-7</sup>  
102 Clinicians and patients often focus on the treatment of physical concerns, with the hope that  
103 mental health related symptoms will naturally improve as physical health improves.<sup>8,9</sup> This  
104 practice may in part be related to unique barriers to accessing mental health care, such as societal  
105 stigma regarding mental illness, a lack of financial accessibility to mental health care, and a  
106 global shortage of mental health professionals.<sup>10-12</sup> Furthermore, the structure of medical training  
107 is such that clinicians who subspecialize in treating physical impairments do not routinely  
108 receive training in addressing the mental health related contributors to and sequelae of physical-  
109 and pain-related impairments.<sup>9,13</sup>

110  
111           Among patients seeking care for musculoskeletal conditions, there is mixed evidence  
112 regarding whether treatment of physical conditions is associated with spontaneous improvement  
113 in mental health symptoms.<sup>14-16</sup> Musculoskeletal clinicians also have discrepant opinions  
114 regarding whether addressing patients’ mental health falls within their professional role.<sup>9,13,17</sup>  
115 Some musculoskeletal clinicians are interested in additional resources to better address mental  
116 health within the musculoskeletal care setting,<sup>18</sup> but acquisition of these resources has remained  
117 challenging without widespread agreement regarding the need for this investment.<sup>13,17,19</sup> A better  
118 understanding of the relationship between physical health and mental health changes can guide  
119 musculoskeletal clinicians in: 1) the importance they place on addressing mental health related

120 symptoms as a component of their patient care, and 2) how they counsel patients regarding  
121 expectations of their symptom trajectory as their physical impairment is addressed.

122  
123 The goal of this study was to determine whether, among patients seeking musculoskeletal  
124 care, self-reported improvements in physical function and pain interference are each associated  
125 with meaningful improvements in self-reported symptoms of anxiety and depression. We  
126 hypothesized that clinically meaningful improvement in physical function and pain interference  
127 would each be associated with meaningfully improved symptoms of anxiety and depression.

128

## 129 **Methods**

130 This retrospective cohort study included patients who presented to a tertiary academic  
131 medical center between June 22, 2015 and February 9, 2022. All study data were extracted from  
132 the electronic medical record. Institutional review board approval was granted with a waiver of  
133 informed consent.

134

### 135 *Participants*

136 All study participants were adults  $\geq 18$  years of age who sought evaluation and  
137 management of one or more musculoskeletal conditions at an outpatient clinic of the study  
138 institution's orthopedic department. Prior to each clinic evaluation, as standard clinical care, all  
139 patients completed Patient-Reported Outcomes Measurement Information System (PROMIS)  
140 Computer Adaptive Test (CAT) Anxiety v1.0, Depression v1.0, Physical Function v1.2, and Pain  
141 Interference v1.1 measures. Patient visits were excluded from consideration if they were missing  
142 scores for any of these measures. To capture time-varying relationships between these PROMIS



143 variables of interest while also maximizing statistical power, our primary cohort included a  
144 consecutive sample of patients who had between four and six eligible clinic visits during the  
145 study period.

146

#### 147 *Exposure and outcome measures*

148 Our exposures of interest were patients' level of physical function and pain interference  
149 over time, which were quantified using their PROMIS CAT Physical Function v1.2 and  
150 PROMIS CAT Pain Interference v1.1 scores from each clinic visit, respectively.<sup>7,20-22</sup> Our  
151 outcomes of interest were patients' symptoms of anxiety and depression, which were quantified  
152 using their PROMIS CAT Anxiety v1.0 and Depression v1.0 scores from each clinic visit,  
153 respectively.<sup>23,24</sup>

154

155 PROMIS is a set of self-reported measures that was developed by the National Institutes  
156 of Health to measure multiple domains of health, irrespective of a person's underlying medical  
157 conditions.<sup>25</sup> Scores for each PROMIS measure are normalized to a representative sample of the  
158 general US population, with a mean score of 50 and standard deviation of 10. A higher score  
159 represents "more" of the domain being assessed, such that a high score on PROMIS Physical  
160 Function is favorable, whereas a low score on PROMIS Pain Interference, Anxiety, and  
161 Depression is favorable. Clinically meaningful effect sizes for symptom improvement were  
162 defined as at least 3.0 points for PROMIS Anxiety and 3.2 points for PROMIS Depression,  
163 which, based on the literature, are the minimum clinically important differences among patients  
164 with musculoskeletal pain that also exceed the standard error of measurement for each PROMIS  
165 CAT at the study institution.<sup>26,27</sup>

166

167 *Confounding variables*

168 Patients' age, self-reported gender, and self-reported race were also available in the  
169 medical record and were included in all statistical models to account for potential confounding  
170 effects.

171

172 *Generalizability analyses*

173 To assess the generalizability of our findings to patients who may have less chronic  
174 and/or less severe musculoskeletal conditions, a second cohort was also analyzed which  
175 consisted of a consecutive sample of patients who had only three clinic visits during the six-year  
176 study period (as compared to our primary cohort which had four to six visits). These patients  
177 were not included in our primary cohort because our goal was to optimally capture time-varying  
178 relationships between the measures of interest, so our primary cohort included patients who had  
179 more than three visits during the study period.

180

181 *Statistical Analysis*

182 Linear mixed effects models were used for all analyses and accounted for both fixed and  
183 random effects, which therefore controlled for individual variability in relationships between  
184 exposure and outcome measures. Separate models analyzed PROMIS Anxiety and PROMIS  
185 Depression. First, we tested for a main effect of PROMIS Physical Function on PROMIS  
186 Anxiety and PROMIS Depression, with adjustment for potential confounding effects from age,  
187 gender, and race (categorized as White versus non-White because the sample was predominantly  
188 White). Because anxiety and depression symptoms are frequently comorbid and highly

189 correlated,<sup>28</sup> we also adjusted for PROMIS Depression and PROMIS Anxiety scores as  
190 covariates in the respective models in order to account for shared variance and to test for effects  
191 of physical function specific to either disorder (i.e., specific main effects models). For all  
192 models, we included a random intercept for each patient to account for individual-level variance  
193 (e.g., irregular time interval between visits) and a random intercept for each clinic visit to  
194 account for variability in the number of visits. If a model failed to converge even after  
195 maximizing the number of iterations (i.e., data did not support the model specifications), the  
196 random intercept for each clinic visit was dropped. All resulting statistical models converged.  
197 Calculated  $\beta$  coefficients of less than 0.06 were considered to indicate negligible relationships  
198 because they would represent changes in PROMIS Anxiety or Depression scores that would not  
199 reach our predefined minimum clinically meaningful thresholds, even if the greatest possible  
200 score change in PROMIS Physical Function or Pain Interference was achieved.

201  
202       Next, to focus on patients who, according to our hypothesis, would be most likely to  
203 achieve clinically meaningful improvement in symptoms of anxiety and depression, we repeated  
204 all analyses on the subgroup of patients whose physical function meaningfully improved (i.e.,  
205 five-point score increase in PROMIS Physical Function) between their first and last clinic visit  
206 during the study period (Figure S1). While the precise threshold for “meaningful improvement”  
207 varies based on the patient population and is not universally agreed upon, five points was chosen  
208 as the cutoff value for this study because it corresponds to a moderate effect size change (i.e., 0.5  
209 standard deviations) and has repeatedly been found to represent a clinically important difference  
210 across various orthopedic patient populations.<sup>26,29,30</sup>

211

212 We then repeated all statistical procedures using PROMIS Pain Interference as the  
213 exposure measure (i.e., predictor), rather than PROMIS Physical Function. Meaningfully  
214 improved pain interference was defined as a five-point decrease in PROMIS Pain  
215 Interference.<sup>26,31,32</sup> Of note, shared variance between PROMIS Physical Function and Pain  
216 Interference was not accounted for in any of the models because identifying the unique  
217 contribution from each of these domains was not the purpose of this study.

218  
219 All statistical procedures were also repeated in follow-up tests using the generalizability  
220 cohort of patients who only had three clinic visits during the study period (as compared to our  
221 primary cohort which had four to six visits). These tests were conducted to examine whether  
222 findings from our primary cohort were biased due to specific characteristics of the cohort (e.g.,  
223 potentially more chronic musculoskeletal conditions). The sample size of each cohort was  
224 determined by the availability of eligible patients. Given the large available sample size, the  
225 relatively small proportion of patients with missing PROMIS scores were excluded from analysis  
226 based on the study eligibility criteria. P-values were derived from F-tests using Satterthwaite's  
227 methods.<sup>33</sup> To account for multiple comparisons, false discovery rate (FDR) corrections were  
228 applied to all the models. All statistical analyses were conducted using R v4.10 (Vienna,  
229 Austria). Linear mixed effects models were conducted using the lmerTest package,<sup>34</sup> and FDR  
230 corrections were applied using the "p.adjust" function and implementing Benjamini and  
231 Hochberg's approach.<sup>35</sup>

232

## 233 **Results**

### 234 *Demographics*

235 Of 87,490 patients who were evaluated at the study institution during the study period,  
236 11,236 were eligible for inclusion in the primary cohort (51,569 total visits) (Figure 1). This  
237 cohort had a mean [SD] age 58 [16] years, 9,706 (86%) were White, and 7,218 (64%) were  
238 women (Table 1). Demographic characteristics were similar among the subgroup of patients who  
239 achieved meaningfully improved physical function and/or pain interference during the study  
240 period.

241

#### 242 *Effects on anxiety*

243 For the primary cohort after adjusting for age, gender, race, and depression symptoms,  
244 improvements in physical function ( $\beta=-0.14$  [95% CI -0.15 to -0.13],  $p_{\text{fdr}}<0.001$ ) and pain  
245 interference ( $\beta=0.26$  [0.25 to 0.26],  $p_{\text{fdr}}<0.001$ ) were each associated with statistically and  
246 meaningfully improved anxiety symptoms (Figure 2, Table 2). To reach a clinically meaningful  
247 improvement in anxiety symptoms of at least 3.0 PROMIS Anxiety points, an improvement of  
248  $\geq 21$  [20 to 23] PROMIS points on Physical Function or  $\geq 12$  [12 to 12] points on Pain  
249 Interference would be required (calculated as  $3.0/\beta$ ).

250

251 Among the subgroup of patients who achieved meaningfully improved physical function  
252 or pain interference during the study period (of at least five PROMIS points), these relationships  
253 were similar (physical function  $\beta=-0.11$  [-0.13 to -0.09],  $p_{\text{fdr}}<0.001$ ; pain interference  $\beta=0.22$   
254 [0.19 to 0.24],  $p_{\text{fdr}}<0.001$ ) (Table S1). For this subgroup to reach a clinically meaningful  
255 improvement in anxiety symptoms, a somewhat greater improvement of  $\geq 27$  [23 to 33] PROMIS  
256 points on Physical Function or  $\geq 14$  [13 to 16] points on Pain Interference would be required.

257

258 *Effects on depression*

259 For the primary cohort after adjusting for age, gender, race, and anxiety symptoms,  
260 improvements in physical function ( $\beta=-0.05$  [-0.06 to -0.04],  $p_{\text{fdr}}<0.001$ ) and pain interference  
261 ( $\beta=0.04$  [0.04 to 0.05],  $p_{\text{fdr}}<0.001$ ) were each associated with statistically but not meaningfully  
262 improved depression symptoms (Figure 2, Table 3). That is, to reach a clinically meaningful  
263 improvement in depression symptoms of at least 3.2 PROMIS Depression points, an  
264 improvement of  $\geq 64$  [53 to 80] PROMIS points on Physical Function or  $\geq 64$  [64 to 80] points on  
265 Pain Interference would be required (calculated as  $3.2/\beta$ ), which is not possible based on the  
266 actual score ranges of these PROMIS measures.

267  
268 Among the subgroup of patients who achieved meaningfully improved physical function  
269 or pain interference during the study period (of at least five PROMIS points), these relationships  
270 were unchanged (physical function  $\beta=-0.03$  [95% CI -0.05 to -0.02],  $p_{\text{fdr}}<0.001$ ; pain interference  
271  $\beta=0.04$  [0.02 to 0.06],  $p_{\text{fdr}}<0.001$ ) (Table S2). Specifically, the models for this subgroup still  
272 suggest that it would not be possible to reach a clinically meaningful improvement in depression  
273 symptoms of 3.2 PROMIS points due only to improvements in physical function or pain  
274 interference.

275  
276 *Generalizability analysis*

277 Compared to our primary cohort of patients who had at least four clinic visits during the  
278 study period, no meaningful differences in baseline characteristics (Table S3) or physical/mental  
279 health relationships (Table S4 and Table S5) were observed in our generalizability cohort of  
280 patients who only had three visits during the six-year study period.

281

## 282 **Discussion**

283           Our findings suggest that on a departmental level, improvements in physical function and  
284 pain interference independently contribute to improvements in anxiety symptoms. Nevertheless,  
285 to be associated with clinically meaningful improvements in anxiety symptoms, substantial  
286 changes of at least 2.1 physical function standard deviations (of the U.S. population) or at least  
287 1.2 pain interference standard deviations are required. Furthermore, even drastic improvements  
288 in physical function or pain interference are not independently associated with meaningful  
289 improvements in depression symptoms. These study findings were consistent, even when  
290 considering 1) all patients versus only patients who achieved meaningfully improved physical  
291 function or pain interference during the study period, and 2) patients with 4-6 clinic visits versus  
292 only 3 visits during the study period.

293

294           There is consistent evidence for the negative impact of *preexisting* anxiety and depression  
295 symptoms on physical health related outcomes after musculoskeletal treatment.<sup>36-39</sup> In contrast,  
296 this study adds to the emerging literature that elucidates the association between improved  
297 physical health and subsequent symptoms of anxiety and depression.<sup>14-16</sup> So far, this emerging  
298 literature has been mixed. For example, use of mental health related medications and  
299 psychotherapy was found to decrease in a cohort of young adults after undergoing hip surgery,<sup>15</sup>  
300 whereas symptoms of depression did not meaningfully change after a different cohort of patients  
301 underwent surgical or non-surgical treatment for a variety of orthopedic hand conditions.<sup>16</sup> It is  
302 possible that some musculoskeletal treatments may improve symptoms of anxiety and depression  
303 in the short-term for patients who, for instance, may have situational/state (rather than trait)

304 anxiety or depression.<sup>40</sup> This could especially be true for elective orthopedic procedures which  
305 have a high success rate and are typically only performed on people who are generally healthy at  
306 baseline.

307  
308         However, in contrast to these previous studies, this study was not designed to assess the  
309 effectiveness of a *specific* musculoskeletal treatment for a *specific* patient population. Rather,  
310 this study was designed to identify broad associations between physical and mental health  
311 trajectories over a long time period, regardless of a patient's precise musculoskeletal condition(s)  
312 or structure-based treatment (e.g., surgery, injection, physical therapy, etc). Our findings suggest  
313 that over the long-term, musculoskeletal clinicians should be aware that improvements in  
314 physical function and/or pain interference are not necessarily associated with meaningful and  
315 sustained improvements in symptoms of anxiety or especially depression. Furthermore, because  
316 preexisting symptoms of anxiety and depression are associated with worse orthopedic outcomes,  
317 we advocate for musculoskeletal clinicians to be equipped with the training and referral  
318 resources to address mental health as part of patient counseling and the musculoskeletal  
319 treatment plan.<sup>13</sup>

320

### 321 *Limitations*

322         Although this study had key strengths including the large sample size and relatively long  
323 follow-up duration of over six years, there were also several limitations. First, this was an  
324 observational study, which limits the causality we can attribute to the relationships between  
325 physical and mental health that we identified. Second, the patient cohort had limited racial  
326 diversity. Third, additional sociodemographic and clinical variables were not available to be



327 included as possible confounders (e.g., financial considerations, social support, and medical  
328 comorbidities). Based on our generalizability analysis and previous work,<sup>14</sup> it is unlikely that our  
329 findings are specific to patients with more severe, more chronic, more refractory, and/or multiple  
330 musculoskeletal conditions (i.e., patients who had at least four clinic visits during the study  
331 period). However, it is possible that other patient, diagnosis, and treatment characteristics could  
332 influence the relationships we identified (e.g. traumatic versus degenerative conditions, spine  
333 versus peripheral joint conditions, definitive versus palliative treatment intent, etc).

334

### 335 *Conclusion*

336 This large cohort study suggests that over the course of several years, improvements in  
337 physical function and pain interference may be associated with improvements in symptoms of  
338 anxiety but not of depression. Furthermore, substantial improvements in physical function and  
339 pain interference are required in order to reach clinically meaningful associations with  
340 improvement in anxiety symptoms. Therefore, musculoskeletal clinicians and patients cannot  
341 assume that exclusively structure-based treatment of a musculoskeletal condition will necessarily  
342 result in improved symptoms of depression or potentially even anxiety. We advocate for  
343 clinicians to thoughtfully and intentionally address the mental health related contributors to, and  
344 sequelae of, musculoskeletal conditions when counseling patients and creating person-centered  
345 treatment plans. Further investigation is needed to identify methods of addressing mental health  
346 in the context of musculoskeletal care that are both feasible and effective.

347 **Acknowledgment**

348 Author Contributions:

349 Dr. Cheng had full access to all the data in the study and takes responsibility for the integrity of  
350 the data and the accuracy of the data analysis.

351 *Concept and design:* Cheng, Calfee, Zhang.

352 *Acquisition and analysis:* Cheng, Zhang.

353 *Interpretation of data:* All authors.

354 *Drafting of the manuscript:* Zhang, Singh, Clements, Cheng.

355 *Critical revision of the manuscript for important intellectual content:* All authors.

356 *Obtained funding:* Cheng.

357 *Administrative, technical, or material support:* Cheng.

358 *Supervision:* Cheng.

359

360 Conflicts of Interest Disclosures:

361 The authors report no conflicts of interest to disclose.

362

363 Funding/Support:

364 This study was funded by the National Institutes of Health (grants K23AR074520 and  
365 P50MH122351) and the Doris Duke Charitable Foundation.

366

367 Role of the Funders/Sponsors:

368 The funders had no role in the design or conduct of the study; collection, management, analysis,  
369 or interpretation of the data; preparation, review, or approval of the manuscript; or the decision  
370 to submit the manuscript for publication.

371

372 Previous Presentation of Information:

373 The findings described in this manuscript have not previously been presented.

374

375 Additional Contributions:

376 (Not applicable.)

377 **References**

- 378 1. Choi KW, Chen CY, Stein MB, et al. Assessment of Bidirectional Relationships Between  
379 Physical Activity and Depression Among Adults: A 2-Sample Mendelian Randomization  
380 Study. *JAMA psychiatry*. Apr 1 2019;76(4):399-408.  
381 doi:10.1001/jamapsychiatry.2018.4175
- 382 2. Hannerz H, Holtermann A, Madsen IEH. Musculoskeletal pain as a predictor for  
383 depression in the general working population of Denmark. *Scand J Public Health*. Aug  
384 2021;49(6):589-597. doi:10.1177/1403494819875337
- 385 3. Guglielmo D, Hootman JM, Boring MA, et al. Symptoms of Anxiety and Depression  
386 Among Adults with Arthritis - United States, 2015-2017. *MMWR Morb Mortal Wkly*  
387 *Rep*. Oct 5 2018;67(39):1081-1087. doi:10.15585/mmwr.mm6739a2
- 388 4. Murphy LB, Sacks JJ, Brady TJ, Hootman JM, Chapman DP. Anxiety and depression  
389 among US adults with arthritis: prevalence and correlates. *Arthritis Care Res (Hoboken)*.  
390 Jul 2012;64(7):968-76. doi:10.1002/acr.21685
- 391 5. Demyttenaere K, Bruffaerts R, Lee S, et al. Mental disorders among persons with chronic  
392 back or neck pain: results from the World Mental Health Surveys. *Pain*. Jun  
393 2007;129(3):332-342. doi:10.1016/j.pain.2007.01.022
- 394 6. DeVeugh-Geiss AM, West SL, Miller WC, Sleath B, Gaynes BN, Kroenke K. The  
395 adverse effects of comorbid pain on depression outcomes in primary care patients: results  
396 from the ARTIST trial. *Pain medicine (Malden, Mass)*. 2010;11(5):732-741.  
397 doi:10.1111/j.1526-4637.2010.00830.x
- 398 7. Amtmann D, Cook KF, Jensen MP, et al. Development of a PROMIS item bank to  
399 measure pain interference. *Pain*. Jul 2010;150(1):173-82. doi:10.1016/j.pain.2010.04.025

- 400 8. Borges G, Aguilar-Gaxiola S, Andrade L, et al. Twelve-month mental health service use  
401 in six countries of the Americas: A regional report from the World Mental Health  
402 Surveys. *Epidemiology and psychiatric sciences*. Aug 27 2019;29:e53.  
403 doi:10.1017/s2045796019000477
- 404 9. Vranceanu AM, Beks RB, Guitton TG, Janssen SJ, Ring D. How do Orthopaedic  
405 Surgeons Address Psychological Aspects of Illness? *The archives of bone and joint*  
406 *surgery*. 2017;5(1):2-9.
- 407 10. Weil TP. Insufficient dollars and qualified personnel to meet United States mental health  
408 needs. *The Journal of nervous and mental disease*. 2015;203(4):233-240.  
409 doi:10.1097/NMD.0000000000000271
- 410 11. Mojtabai R, Olfson M, Sampson NA, et al. Barriers to mental health treatment: results  
411 from the National Comorbidity Survey Replication. *Psychol Med*. Aug 2011;41(8):1751-  
412 61. doi:10.1017/s0033291710002291
- 413 12. Appelbaum PS, Parks J. Holding Insurers Accountable for Parity in Coverage of Mental  
414 Health Treatment. *Psychiatr Serv*. Feb 1 2020;71(2):202-204.  
415 doi:10.1176/appi.ps.201900513
- 416 13. Cheng AL, Leo AJ, Calfee RP, Dy CJ, Armbrecht MA, Abraham J. What Are  
417 Orthopaedic Patients' and Clinical Team Members' Perspectives Regarding Whether and  
418 How to Address Mental Health in the Orthopaedic Care Setting? A Qualitative  
419 Investigation of Patients With Neck or Back Pain. *Clin Orthop Relat Res*. Dec 8  
420 2022;doi:10.1097/corr.0000000000002513
- 421 14. Beleckas CM, Guattery J, Chamberlain AM, Khan T, Kelly MP, Calfee RP. Using  
422 Patient-reported Outcomes Measurement Information System Measures to Understand

- 423 the Relationship Between Improvement in Physical Function and Depressive Symptoms.  
424 *J Am Acad Orthop Surg.* Dec 15 2018;26(24):e511-e518. doi:10.5435/jaaos-d-17-00039
- 425 15. Zacharias AJ, Lemaster NG, Hawk GS, et al. Psychological Healthcare Burden Lessens  
426 After Hip Arthroscopy for Those With Comorbid Depression or Anxiety. *Arthroscopy,*  
427 *sports medicine, and rehabilitation.* Aug 2021;3(4):e1171-e1175.  
428 doi:10.1016/j.asmr.2021.05.005
- 429 16. Crijs TJ, Bernstein DN, Gonzalez R, Wilbur D, Ring D, Hammert WC. Operative  
430 Treatment is Not Associated with More Relief of Depression Symptoms than  
431 Nonoperative Treatment in Patients with Common Hand Illness. *Clin Orthop Relat Res.*  
432 Jun 2020;478(6):1319-1329. doi:10.1097/corr.0000000000001170
- 433 17. Reichman M, Bakhshaie J, Grunberg VA, Doorley JD, Vranceanu AM. What Are  
434 Orthopaedic Healthcare Professionals' Attitudes Toward Addressing Patient Psychosocial  
435 Factors? A Mixed-Methods Investigation. *Clin Orthop Relat Res.* Feb 1 2022;480(2):248-  
436 262. doi:10.1097/corr.0000000000002043
- 437 18. Vranceanu AM, Bakhshaie J, Reichman M, Ring D. A Call for Interdisciplinary  
438 Collaboration to Promote Musculoskeletal Health: The Creation of the International  
439 Musculoskeletal Mental and Social Health Consortium (I-MESH). *J Clin Psychol Med*  
440 *Settings.* Oct 4 2021;doi:10.1007/s10880-021-09827-8
- 441 19. Ring D. Priorities for Advancing Mental and Social Health Among People Presenting for  
442 Care of Musculoskeletal Symptoms : International Consortium for Mental and Social  
443 Health in Musculoskeletal Care. *J Clin Psychol Med Settings.* Mar 22  
444 2022;doi:10.1007/s10880-022-09865-w

- 445 20. Rose M, Bjorner JB, Becker J, Fries JF, Ware JE. Evaluation of a preliminary physical  
446 function item bank supported the expected advantages of the Patient-Reported Outcomes  
447 Measurement Information System (PROMIS). *J Clin Epidemiol.* 2008;61(1):17-33.  
448 doi:10.1016/j.jclinepi.2006.06.025
- 449 21. Hung M, Clegg DO, Greene T, Saltzman CL. Evaluation of the PROMIS physical  
450 function item bank in orthopaedic patients. *J Orthop Res.* Jun 2011;29(6):947-53.  
451 doi:10.1002/jor.21308
- 452 22. Crins MHP, Terwee CB, Ogreden O, et al. Differential item functioning of the PROMIS  
453 physical function, pain interference, and pain behavior item banks across patients with  
454 different musculoskeletal disorders and persons from the general population. *Qual Life*  
455 *Res.* Jan 2 2019;doi:10.1007/s11136-018-2087-x
- 456 23. Pilkonis PA, Choi SW, Reise SP, Stover AM, Riley WT, Cella D. Item banks for  
457 measuring emotional distress from the Patient-Reported Outcomes Measurement  
458 Information System (PROMIS(R)): depression, anxiety, and anger. *Assessment.* Sep  
459 2011;18(3):263-83. doi:10.1177/1073191111411667
- 460 24. Schalet BD, Pilkonis PA, Yu L, et al. Clinical validity of PROMIS Depression, Anxiety,  
461 and Anger across diverse clinical samples. *J Clin Epidemiol.* Feb 27  
462 2016;doi:10.1016/j.jclinepi.2015.08.036
- 463 25. Cella D, Yount S, Rothrock N, et al. The Patient-Reported Outcomes Measurement  
464 Information System (PROMIS): progress of an NIH Roadmap cooperative group during  
465 its first two years. *Med Care.* 2007;45(5 Suppl 1):S3-S11.  
466 doi:10.1097/01.mlr.0000258615.42478.55

- 467 26. Lee AC, Driban JB, Price LL, Harvey WF, Rodday AM, Wang C. Responsiveness and  
468 Minimally Important Differences for 4 Patient-Reported Outcomes Measurement  
469 Information System Short Forms: Physical Function, Pain Interference, Depression, and  
470 Anxiety in Knee Osteoarthritis. *J Pain*. Sep 2017;18(9):1096-1110.  
471 doi:10.1016/j.jpain.2017.05.001
- 472 27. Kroenke K, Yu Z, Wu J, Kean J, Monahan PO. Operating characteristics of PROMIS  
473 four-item depression and anxiety scales in primary care patients with chronic pain. *Pain*  
474 *Med*. Nov 2014;15(11):1892-901. doi:10.1111/pme.12537
- 475 28. Haug TT, Mykletun A, Dahl AA. The association between anxiety, depression, and  
476 somatic symptoms in a large population: the HUNT-II study. *Psychosom Med*. Nov-Dec  
477 2004;66(6):845-851. doi:10.1097/01.psy.0000145823.85658.0c
- 478 29. Lee DJ, Calfee RP. The Minimal Clinically Important Difference for PROMIS Physical  
479 Function in Patients With Thumb Carpometacarpal Arthritis. *Hand (New York, NY)*. Oct  
480 18 2019;1558944719880025. doi:10.1177/1558944719880025
- 481 30. Sandvall B, Okoroafor UC, Gerull W, Guattery J, Calfee RP. Minimal Clinically  
482 Important Difference for PROMIS Physical Function in Patients With Distal Radius  
483 Fractures. *J Hand Surg Am*. Jun 2019;44(6):454-459.e1. doi:10.1016/j.jhsa.2019.02.015
- 484 31. Chen CX, Kroenke K, Stump TE, et al. Estimating minimally important differences for  
485 the PROMIS pain interference scales: results from 3 randomized clinical trials. *Pain*. Apr  
486 2018;159(4):775-782. doi:10.1097/j.pain.0000000000001121
- 487 32. Amtmann D, Kim J, Chung H, Askew RL, Park R, Cook KF. Minimally important  
488 differences for Patient Reported Outcomes Measurement Information System pain



- 489 interference for individuals with back pain. *J Pain Res.* 2016;9:251-5.  
490 doi:10.2147/jpr.s93391
- 491 33. Satterthwaite FE. An Approximate Distribution of Estimates of Variance Components.  
492 *Biometrics Bulletin.* 1946;2(6):110-114. doi:10.2307/3002019
- 493 34. Kuznetsova A, Brockhoff PB, Christensen RHB. lmerTest Package: Tests in Linear  
494 Mixed Effects Models. *Journal of Statistical Software.* 12/06 2017;82(13):1 - 26.  
495 doi:10.18637/jss.v082.i13
- 496 35. Benjamini Y, Hochberg Y. Controlling the False Discovery Rate: A Practical and  
497 Powerful Approach to Multiple Testing. *Journal of the Royal Statistical Society: Series B*  
498 *(Methodological).* 1995;57(1):289-300. doi:[https://doi.org/10.1111/j.2517-](https://doi.org/10.1111/j.2517-6161.1995.tb02031.x)  
499 [6161.1995.tb02031.x](https://doi.org/10.1111/j.2517-6161.1995.tb02031.x)
- 500 36. Cheng AL, Schwabe M, Doering MM, Colditz GA, Prather H. The Effect of  
501 Psychological Impairment on Outcomes in Patients With Prearthritic Hip Disorders: A  
502 Systematic Review and Meta-analysis. *The American journal of sports medicine.*  
503 2019;363546519883246-363546519883246. doi:10.1177/0363546519883246
- 504 37. Browne JA, Sandberg BF, D'Apuzzo MR, Novicoff WM. Depression is associated with  
505 early postoperative outcomes following total joint arthroplasty: a nationwide database  
506 study. *J Arthroplasty.* Mar 2014;29(3):481-3. doi:10.1016/j.arth.2013.08.025
- 507 38. Rasouli MR, Menendez ME, Sayadipour A, Purtill JJ, Parvizi J. Direct Cost and  
508 Complications Associated With Total Joint Arthroplasty in Patients With Preoperative  
509 Anxiety and Depression. *J Arthroplasty.* Feb 2016;31(2):533-6.  
510 doi:10.1016/j.arth.2015.09.015

- 511 39. Harris AB, Marrache M, Puvanesarajah V, et al. Are preoperative depression and anxiety  
512 associated with patient-reported outcomes, health care payments, and opioid use after  
513 anterior discectomy and fusion? *Spine J.* Aug 2020;20(8):1167-1175.  
514 doi:10.1016/j.spinee.2020.03.004
- 515 40. Forrest SJ, Siegert RJ, Krägeloh CU, Landon J, Medvedev ON. Generalizability theory  
516 distinguishes between state and trait anxiety. *Psychol Assess.* Nov 2021;33(11):1080-  
517 1088. doi:10.1037/pas0001060

518 **Figure Legends**

519

520 **Figure 1:** Inclusion flowsheet.

521

522 Abbreviation: PROMIS (Patient-Reported Outcomes Measurement Information System).

523 **Figure 2:** Predicted PROMIS mental health scores as a function of PROMIS physical health  
524 scores.

525

526 Predicted PROMIS Anxiety (A and B) and Depression (C and D) scores as a function of

527 PROMIS Physical Function (A and C) and Pain Interference (B and D) scores across all

528 treatment visits, after adjusting for age, gender, race, and shared variance between PROMIS

529 Depression and Anxiety. Dashed lines indicate 95% confidence intervals. Note the different Y-

530 axis scales in each panel.

531 **Table 1:** Patient characteristics.

532

	<b>Primary cohort (N=11,236)</b>	<b>Physical Function Improved<sup>a</sup> (N=1,672)</b>	<b>Pain Interference Improved<sup>a</sup> (N=1,391)</b>
Age, Mean (SD)	58 (16)	57 (16)	58 (15)
Women, N (%)	7,218 (64)	1,067 (64)	928 (67)
Race, N (%)			
White	9,706 (86)	1,455 (87)	1,203 (87)
Black or African American	1,288 (12)	190 (11)	161 (12)
Asian	120 (1)	15 (< 1)	15 (1)
American Indian or Alaska Native	26 (< 1)	1 (< 1)	2 (< 1)
Other Pacific Islander	15 (< 1)	2 (< 1)	1 (< 1)
Multi-racial	39 (< 1)	5 (< 1)	1 (< 1)
Unable to answer	1 (< 1)	0 (0)	1 (< 1)
Declined	41 (< 1)	4 (< 1)	7 (< 1)

533 <sup>a</sup>“Improved” was defined as a five-point favorable change in patients’ Patient-Reported

534 Outcomes Measurement Information System (PROMIS) scores from the first to last clinic visit

535 during the study period (i.e., five-point score increase in PROMIS Physical Function, five-point

536 score decrease in PROMIS Pain Interference).

537 **Table 2:** Models testing for an effect of PROMIS Physical Function and Pain Interference on  
 538 PROMIS Anxiety.  
 539

Predictor	PROMIS Physical Function			PROMIS Pain Interference		
	Estimate ( $\beta$ )	95% CI	<i>p</i>	Estimate ( $\beta$ )	95% CI	<i>p</i>
(Intercept)	29.83	29.24 to 30.42	<0.001	10.45	9.89 to 11.01	<0.001
PROMIS Physical Function	-0.14	-0.15 to -0.13	<0.001	NI	NI	NI
PROMIS Pain Interference	NI	NI	NI	0.26	0.25 to 0.26	<0.001
PROMIS Depression	0.58	0.58 to 0.59	<0.001	0.54	0.54 to 0.55	<0.001
Age (per year)	-0.02	-0.02 to -0.01	<0.001	-0.01	-0.02 to -0.01	<0.001
Gender (Man)	-0.03	-0.20 to 0.13	0.70	-0.12	-0.28 to 0.03	0.13
Race (White)	-2.23	-2.46 to -2.00	<0.001	-1.79	-2.01 to -1.57	<0.001
Visit 2	2.44	2.32 to 2.57	<0.001	2.29	2.16 to 2.41	<0.001
Visit 3	3.92	3.79 to 4.05	<0.001	3.65	3.53 to 3.78	<0.001
Visit 4	5.68	5.55 to 5.81	<0.001	5.28	5.15 to 5.41	<0.001
Visit 5	6.50	6.33 to 6.67	<0.001	6.05	5.88 to 6.22	<0.001
Visit 6	7.59	7.32 to 7.85	<0.001	7.01	6.75 to 7.27	<0.001
<b>Random Effects</b>						
$\sigma^2$	22.95	-	-	21.46	-	-
$\tau_{00,id}$	12.76	-	-	12.15	-	-
ICC	0.36	-	-	0.36	-	-
$N_{id}$	11,236	-	-	11,236	-	-
Observations	51,569	-	-	51,569	-	-
Marginal $R^2$ / Conditional $R^2$	0.561 / 0.718	-	-	0.585 / 0.735	-	-

540 Abbreviations: PROMIS (Patient-Reported Outcomes Measurement Information System), NI  
 541 (Not included in the model),  $\sigma^2$  (random effect variance),  $\tau_{00,id}$  (random intercept for each  
 542 individual patient), ICC (Intra-Class-Correlation coefficient),  $N_{id}$  (number of patients),  
 543 Observations (number of datapoints for all included patients across all visits).

544 **Table 3:** Models testing for an effect of PROMIS Physical Function and Pain Interference on  
 545 PROMIS Depression.  
 546

Predictor	PROMIS Physical Function			PROMIS Pain Interference		
	Estimate ( $\beta$ )	95% CI	<i>p</i>	Estimate ( $\beta$ )	95% CI	<i>p</i>
(Intercept)	17.34	16.71 to 17.96	<0.001	12.65	12.08 to 13.22	<0.001
PROMIS Physical Function	-0.05	-0.06 to -0.04	<0.001	NI	NI	NI
PROMIS Pain Interference	NI	NI	NI	0.04	0.04 to 0.05	<0.001
PROMIS Anxiety	0.64	0.64 to 0.65	<0.001	0.64	0.63 to 0.65	<0.001
Age (per year)	-0.01	-0.02 to -0.01	<0.001	-0.01	-0.01 to -0.01	<0.001
Gender (Man)	-0.17	-0.32 to -0.01	0.032	-0.21	-0.36 to -0.06	0.006
Race (White)	0.61	0.30 to 0.73	<0.001	0.66	0.48 to 0.88	<0.001
Visit 2	-0.20	-0.33 to -0.06	0.005	-0.18	-0.32 to -0.04	0.01
Visit 3	-0.29	-0.43 to -0.15	<0.001	-0.27	-0.41 to -0.13	<0.001
Visit 4	-0.46	-0.61 to -0.31	<0.001	-0.44	-0.59 to -0.29	<0.001
Visit 5	-0.45	-0.64 to -0.26	<0.001	-0.42	-0.61 to -0.23	<0.001
Visit 6	-0.26	-0.55 to -0.03	0.079	-0.24	-0.53 to -0.06	0.11
<b>Random Effects</b>						
$\sigma^2$	26.39	-	-	26.40	-	-
$\tau_{00,id}$	9.38	-	-	9.51	-	-
ICC	0.26	-	-	0.26	-	-
$N_{id}$	11,236	-	-	11,236	-	-
Observations	51,569	-	-	51,569	-	-
Marginal $R^2$ / Conditional $R^2$	0.514 / 0.641	-	-	0.511 / 0.641	-	-

547 Abbreviations: PROMIS (Patient-Reported Outcomes Measurement Information System), NI  
 548 (Not included in the model),  $\sigma^2$  (random effect variance),  $\tau_{00,id}$  (random intercept for each  
 549 individual patient), ICC (Intra-Class-Correlation coefficient),  $N_{id}$  (number of patients),  
 550 Observations (number of datapoints for all included patients across all visits).

551 **Table S1:** Effect of PROMIS Physical Function and Pain Interference on PROMIS Anxiety,  
 552 among patients with clinically improved physical function or pain interference.

553

Predictor	PROMIS Physical Function			PROMIS Pain Interference		
	Estimate ( $\beta$ )	95% CI	<i>p</i>	Estimate ( $\beta$ )	95% CI	<i>p</i>
(Intercept)	25.82	24.32 to 27.32	<0.001	9.11	6.04 to 12.18	<0.001
PROMIS Physical Function	-0.11	-0.13 to -0.09	<0.001	NI	NI	NI
PROMIS Pain Interference	NI	NI	NI	0.22	0.19 to 0.24	<0.001
PROMIS Depression	0.65	0.63 to 0.66	<0.001	0.63	0.61 to 0.65	<0.001
Age (per year)	-0.02	-0.03 to -0.01	<0.005	-0.02	-0.03 to 0.001	0.008
Gender = Man	0.17	-0.26 to 0.61	0.432	-0.20	-0.66 to 0.26	0.39
Race = White	-2.38	-3.00 to -1.76	<0.001	-1.50	-2.13 to -0.86	<0.001
Visit 2	2.68	2.32 to 3.04	<0.001	2.30	-1.25 to 5.84	0.20
Visit 3	3.58	3.22 to 3.94	<0.001	2.91	-0.63 to 6.46	0.11
Visit 4	5.14	4.76 to 5.52	<0.001	4.60	1.05 to 8.14	0.011
Visit 5	6.12	5.62 to 6.62	<0.001	5.59	2.02 to 9.15	0.002
Visit 6	7.34	6.57 to 8.12	<0.001	6.44	2.82 to 10.06	<0.001
<b>Random Effects</b>						
$\sigma^2$	25.80	-	-	25.62	-	-
$\tau_{00,id}$	12.93	-	-	11.06	-	-
$\tau_{00,visit}$	NI	-	-	1.61	-	-
ICC	0.33	-	-	0.33	-	-
$N_{id}$	1,672	-	-	1,391	-	-
$N_{visit}$	NI	-	-	6	-	-
Observations	7,652	-	-	6,366	-	-
Marginal $R^2$ / Conditional $R^2$	0.532 / 0.688	-	-	0.524 / 0.681	-	-

554 “Clinically improved” physical function or pain interference was defined as a five-point  
 555 favorable change in patients’ Patient-Reported Outcomes Measurement Information System  
 556 (PROMIS) scores from the first to last clinic visit during the study period (i.e., five-point score  
 557 increase in PROMIS Physical Function, five-point score decrease in PROMIS Pain Interference).  
 558  
 559 Abbreviations: PROMIS (Patient-Reported Outcomes Measurement Information System), NI  
 560 (Not included in the model),  $\sigma^2$  (random effect variance),  $\tau_{00,id}$  (random intercept for each  
 561 individual patient),  $\tau_{00,visit}$  (random intercept for each clinic visit), ICC (Intra-Class-Correlation  
 562 coefficient),  $N_{id}$  (number of patients),  $N_{visit}$  (number of clinic visits), Observations (number of  
 563 datapoints for all included patients across all visits).



564 **Table S2:** Effect of PROMIS Physical Function and Pain Interference on PROMIS Depression,  
 565 among patients with clinically improved physical function or pain interference.

566

Predictor	PROMIS Physical Function			PROMIS Pain Interference		
	Estimate ( $\beta$ )	95% CI	<i>p</i>	Estimate ( $\beta$ )	95% CI	<i>p</i>
(Intercept)	16.13	14.60 to 17.65	<0.001	13.10	9.71 to 16.49	<0.001
PROMIS Physical Function	-0.03	-0.05 to -0.02	<0.001	NI	NI	NI
PROMIS Pain Interference	NI	NI	NI	0.04	0.02 to 0.06	<0.001
PROMIS Anxiety	0.65	0.63 to 0.67	<0.001	0.64	0.62 to 0.66	<0.001
Age (per year)	0.00	-0.01 to 0.01	0.70	-0.01	-0.02 to 0.01	0.34
Gender (Man)	-0.56	-0.97 to -0.16	0.005	-0.04	-0.49 to 0.42	0.80
Race (White)	0.26	-0.32 to 0.84	0.53	0.29	-0.35 to 0.93	0.51
Visit 2	-0.18	-0.55 to 0.18	0.33	-0.09	-4.18 to 4.01	0.97
Visit 3	-0.07	-0.45 to 0.30	0.70	-0.08	-4.17 to 4.01	0.97
Visit 4	-0.19	-0.60 to 0.21	0.35	-0.10	-4.19 to 4.00	0.96
Visit 5	-0.43	-0.95 to 0.09	0.11	-0.44	-4.55 to 3.67	0.83
Visit 6	-0.82	-1.62 to -0.02	0.045	-0.38	-4.54 to 3.78	0.86
<b>Random Effects</b>						
$\sigma^2$	26.63	-	-	26.14	-	-
$\tau_{00,id}$	10.42	-	-	10.92	-	-
$\tau_{00,visit}$	NI	-	-	2.16		
ICC	0.28	-	-	0.33	-	-
$N_{id}$	1,672	-	-	1,391	-	-
$N_{visit}$	NI	-	-	6		
Observations	7,625	-	-	6,366	-	-
Marginal $R^2$ / Conditional $R^2$	0.502 / 0.642	-	-	0.468 / 0.646	-	-

567 “Clinically improved” physical function or pain interference was defined as a five-point  
 568 favorable change in patients’ Patient-Reported Outcomes Measurement Information System  
 569 (PROMIS) scores from the first to last clinic visit during the study period (i.e., five-point score  
 570 increase in PROMIS Physical Function, five-point score decrease in PROMIS Pain Interference).

571

572 Abbreviations: PROMIS (Patient-Reported Outcomes Measurement Information System), NI  
 573 (Not included in the model),  $\sigma^2$  (random effect variance),  $\tau_{00,id}$  (random intercept for each  
 574 individual patient),  $\tau_{00,visit}$  (random intercept for each clinic visit), ICC (Intra-Class-Correlation  
 575 coefficient),  $N_{id}$  (number of patients),  $N_{visit}$  (number of clinic visits), Observations (number of  
 576 datapoints for all included patients across all visits).

577 **Table S3:** Patient characteristics of the generalizability cohort who had three clinic visits during  
578 the study period.

579

	<b>Generalizability cohort</b> (N=11,501)
Age, Mean (SD)	56 (16)
Women, N (%)	6,966 (61)
Race, N (%)	
White	9,864 (86)
Black or African American	1,342 (12)
Asian	171 (2)
American Indian or Alaska Native	18 (< 1)
Other Pacific Islander	12 (< 1)
Multi-racial	47 (< 1)
Unable to answer	5 (< 1)
Declined	42 (< 1)

580

581 **Table S4:** Effect of PROMIS Physical Function and Pain Interference on PROMIS Anxiety in  
 582 the generalizability cohort.  
 583

Predictor	PROMIS Physical Function			PROMIS Pain Interference		
	Estimate ( $\beta$ )	95% CI	<i>p</i>	Estimate ( $\beta$ )	95% CI	<i>p</i>
(Intercept)	31.43	23.86 to 39.0	<0.001	10.20	3.14 to 17.27	<0.001
PROMIS Physical Function	-0.16	-0.16 to -0.15	<0.001	NI	NI	NI
PROMIS Pain Interference	NI	NI	NI	0.27	0.26 to 0.28	<0.001
PROMIS Depression	0.58	0.58 to 0.59	<0.001	0.55	0.54 to 0.56	<0.001
Age (per year)	-0.02	-0.03 to -0.02	<0.001	-0.02	-0.02 to -0.01	<0.001
Gender (Man)	-0.38	-0.55 to -0.20	<0.001	-0.52	-0.68 to -0.35	0.017
Race (White)	-2.16	-2.40 to -1.92	<0.001	-1.72	-1.95 to -1.48	<0.001
Visit 2	2.90	-7.76 to 13.56	0.59	2.66	-7.29 to 16.21	0.60
Visit 3	5.57	-5.09 to 16.23	0.31	5.09	-4.86 to 15.05	0.32
<b>Random Effects</b>						
$\sigma^2$	22.58	-	-	21.27	-	-
$\tau_{00,id}$	13.82	-	-	12.86	-	-
$\tau_{00,visit}$	14.78	-	-	12.89	-	-
ICC	0.56	-	-	0.55	-	-
$N_{id}$	11,501	-	-	11,501	-	-
$N_{visit}$	3	-	-	3	-	-
Observations	34,503	-	-	34,503	-	-
Marginal $R^2$ / Conditional $R^2$	0.487 / 0.774	-	-	0.518 / 0.782	-	-

584 Abbreviations: PROMIS (Patient-Reported Outcomes Measurement Information System), NI  
 585 (Not included in the model),  $\sigma^2$  (random effect variance),  $\tau_{00,id}$  (random intercept for each  
 586 individual patient),  $\tau_{00,visit}$  (random intercept for each clinic visit), ICC (Intra-Class-Correlation  
 587 coefficient),  $N_{id}$  (number of patients),  $N_{visit}$  (number of clinic visits), Observations (number of  
 588 datapoints for all included patients across all visits).

589  
 590 In patients who only had three visits during the study period, after adjusting for age,  
 591 gender, race, and depression symptoms, improvements in physical function ( $\beta=-0.16$  [95% CI -  
 592 0.16 to -0.15],  $p_{fdr}<0.001$ ) and pain interference ( $\beta=0.27$  [0.26 to 0.28],  $p_{fdr}<0.001$ ) were each  
 593 associated with statistically and meaningfully improved anxiety symptoms (Table S4). To reach  
 594 a clinically meaningful improvement in anxiety symptoms of at least 3.0 PROMIS Anxiety

- 595 points, an improvement of  $\geq 19$  [19 to 20] PROMIS points on Physical Function or  $\geq 11$  [11 to 12]
- 596 points on Pain Interference would be required (calculated as  $3.0/\beta$ ).

597 **Table S5:** Effect of PROMIS Physical Function and Pain Interference on PROMIS Depression  
 598 in the generalizability cohort.  
 599

Predictor	PROMIS Physical Function			PROMIS Pain Interference		
	Estimate ( $\beta$ )	95% CI	<i>p</i>	Estimate ( $\beta$ )	95% CI	<i>p</i>
(Intercept)	14.53	12.73 to 16.33	0.007	11.13	9.83 to 12.43	<0.001
PROMIS Physical Function	-0.04	-0.05 to -0.03	<0.001	NI	NI	NI
PROMIS Pain Interference	NI	NI	NI	0.03	0.02 to 0.04	<0.001
PROMIS Anxiety	0.67	0.66 to 0.68	<0.001	0.67	0.66 to 0.68	<0.001
Age (per year)	0.00	-0.01 to 0.00	0.29	0.00	-0.01 to 0.00	0.86
Gender (Man)	-0.03	-0.20 to 0.14	0.74	-0.07	-0.24 to 0.10	0.41
Race (White)	0.49	0.25 to 0.72	<0.001	0.51	0.27 to 0.75	<0.001
Visit 2	-0.16	-2.48 to 2.16	0.89	-0.16	-1.74 to 1.42	0.84
Visit 3	-0.66	-2.98 to 1.66	0.58	-0.67	-2.25 to 0.92	0.41
<b>Random Effects</b>						
$\sigma^2$	27.55	-	-	27.57	-	-
$\tau_{00,id}$	10.82	-	-	10.88	-	-
$\tau_{00,visit}$	0.70	-	-	0.32	-	-
ICC	0.29	-	-	0.29	-	-
$N_{id}$	11,501	-	-	11,501	-	-
$N_{visit}$	3	-	-	3	-	-
Observations	34,503	-	-	34,503	-	-
Marginal $R^2$ / Conditional $R^2$	0.514 / 0.657	-	-	0.515 / 0.655	-	-

600 Abbreviations: PROMIS (Patient-Reported Outcomes Measurement Information System), NI  
 601 (Not included in the model),  $\sigma^2$  (random effect variance),  $\tau_{00,id}$  (random intercept for each  
 602 individual patient),  $\tau_{00,visit}$  (random intercept for each clinic visit), ICC (Intra-Class-Correlation  
 603 coefficient),  $N_{id}$  (number of patients),  $N_{visit}$  (number of clinic visits), Observations (number of  
 604 datapoints for all included patients across all visits).

605  
 606 After adjusting for age, gender, race, and anxiety symptoms, improvements in physical  
 607 function ( $\beta=-0.04$  [-0.05 to -0.03],  $p_{fdr}<0.001$ ) and pain interference ( $\beta=0.03$  [0.02 to 0.04],  
 608  $p_{fdr}<0.001$ ) were associated with statistically but not meaningfully improved depression  
 609 symptoms (Table S5). That is, to reach a clinically meaningful improvement in depression  
 610 symptoms of at least 3.2 PROMIS Depression points, an improvement of  $\geq 80$  [64 to 107]  
 611 PROMIS points on Physical Function or  $\geq 107$  [80 to 160] points on Pain Interference would be

612 required (calculated as  $3.2/\beta$ ), which is not possible based on the actual score ranges of these  
613 PROMIS measures.

614 **Figure S1.** PROMIS physical health score changes among patients who achieved meaningful  
615 improvement.

616

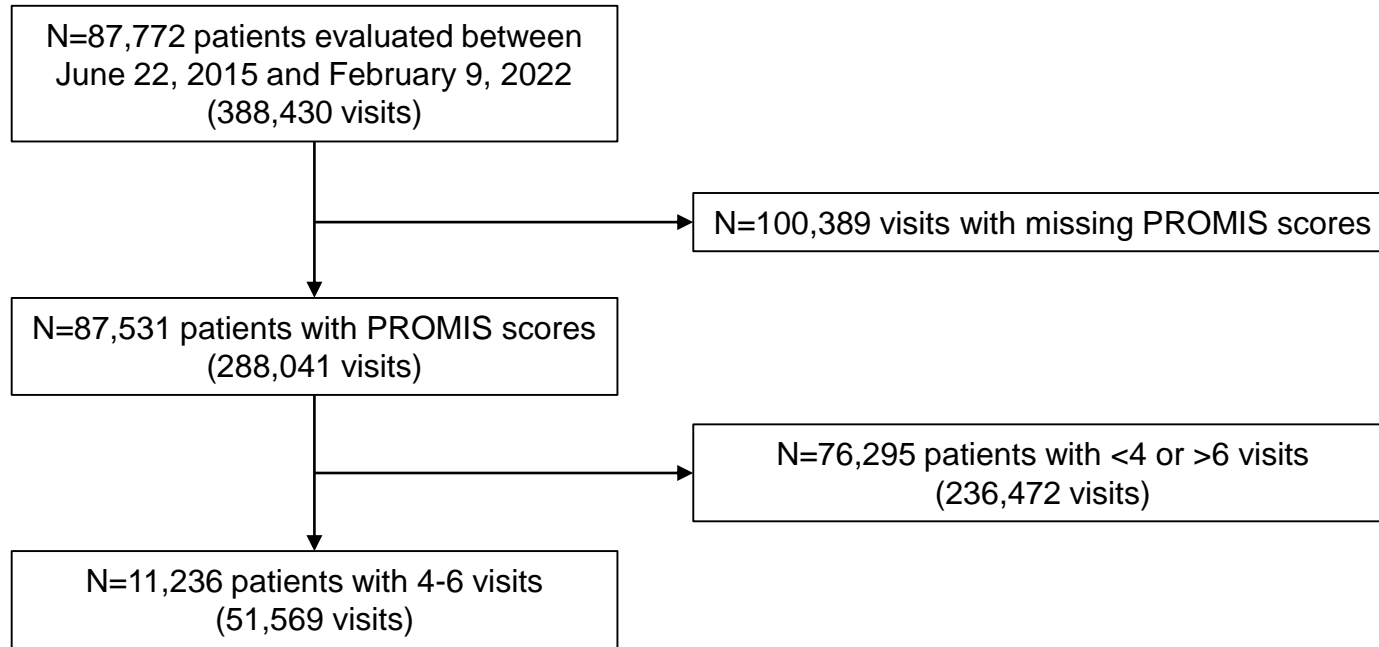
617 Mean PROMIS (A) Physical Function (N=1,672) and (B) Pain Interference (N=1,391) scores

618 over time among patients who achieved meaningfully improved physical function or pain

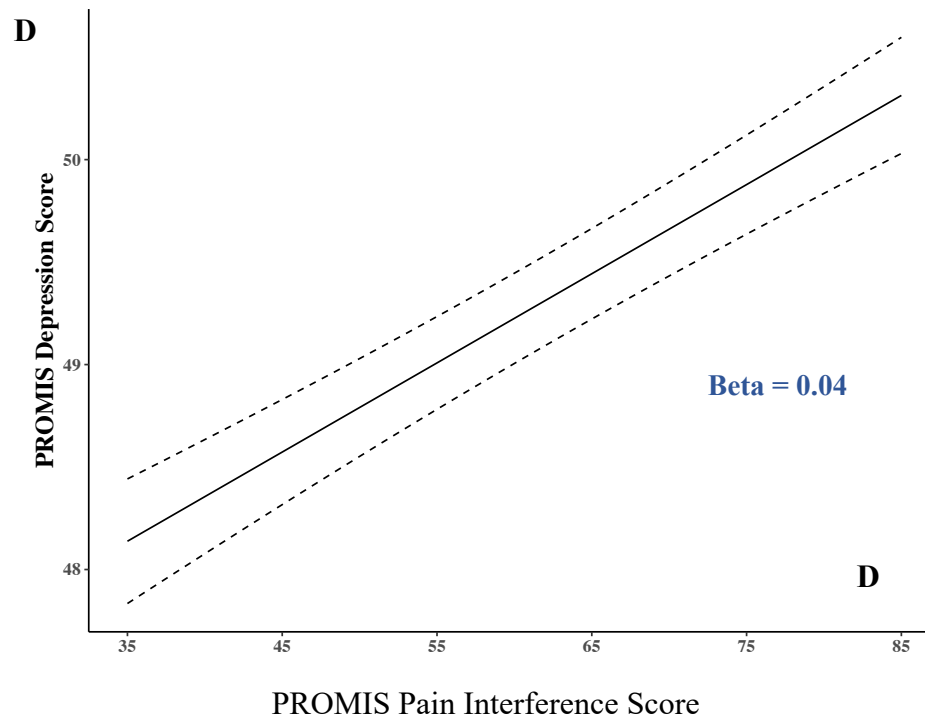
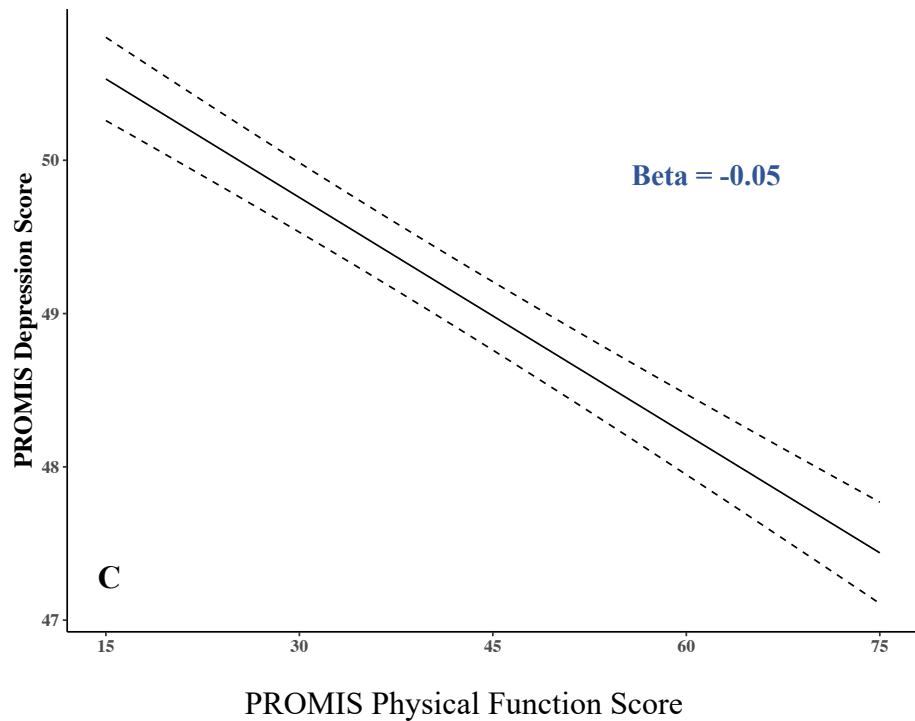
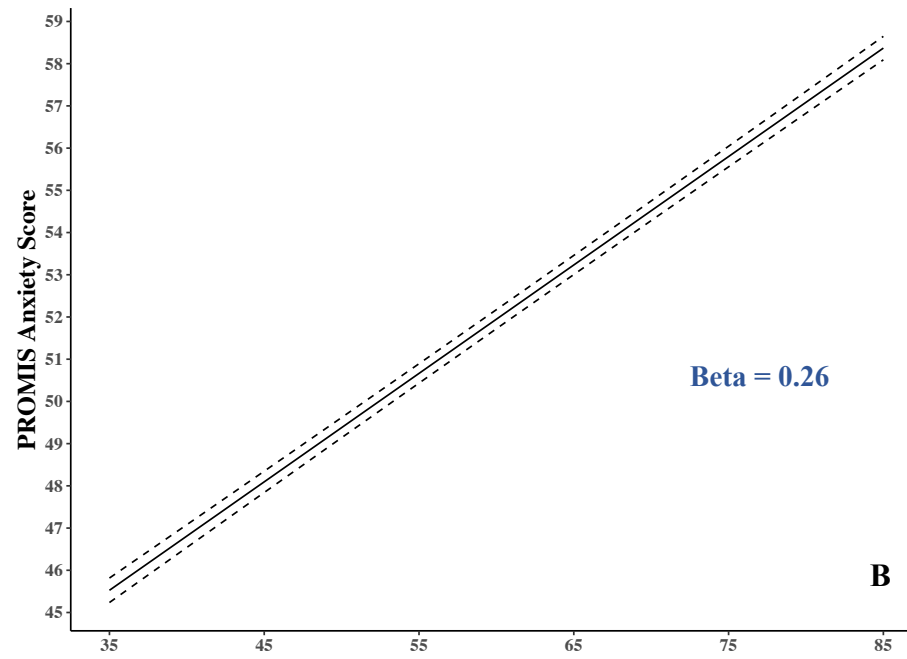
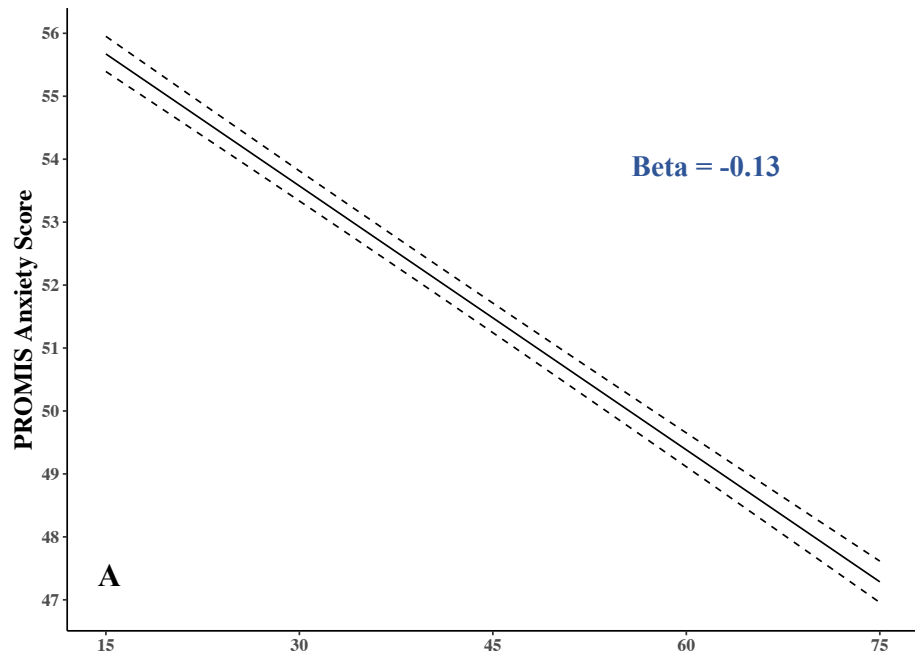
619 interference (of at least five PROMIS points) between their first and last clinic visit during the

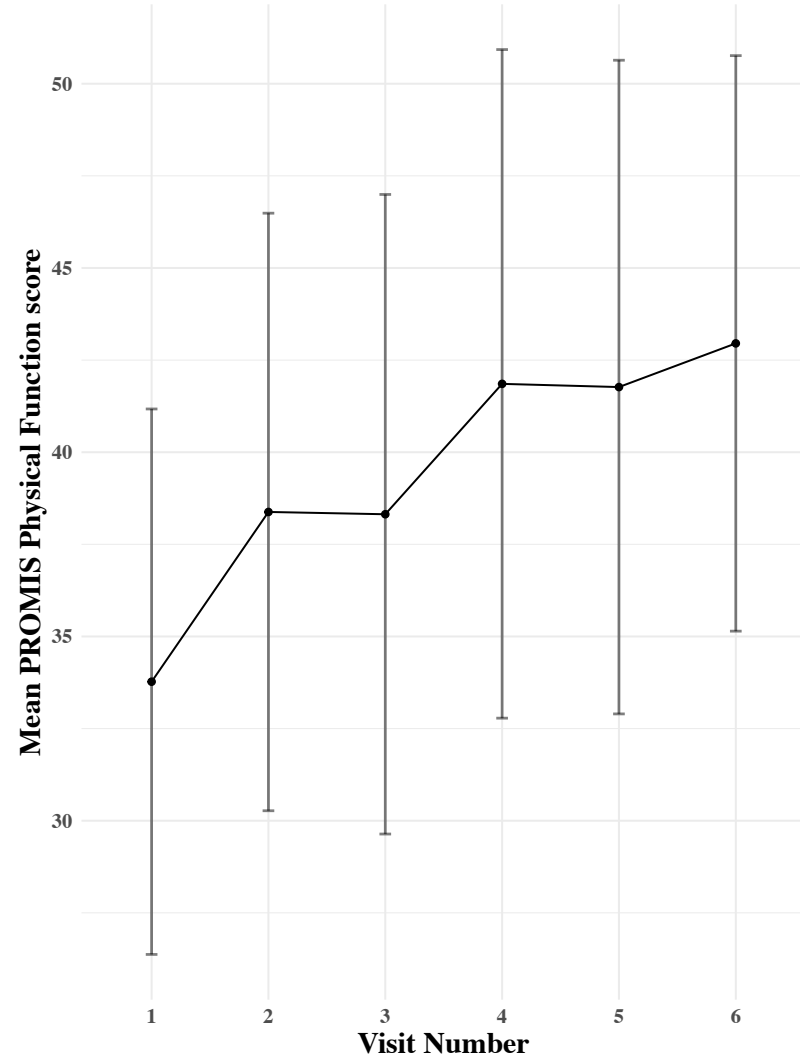
620 study period. Error bars represent one standard deviation.

621 Abbreviation: PROMIS (Patient-Reported Outcomes Measurement Information System).







**A****B**