

Title. Assessing the cost-effectiveness of economic strengthening and parenting support for preventing violence against adolescents in South Africa: an economic modelling study using non-randomised data.

Authors. William E. Rudgard^{1†*}, Sopuruchukwu Obiesie^{1†}, Chris Desmond², Marisa Casale^{1,3}, Lucie Cluver^{1,3}

Affiliations.

1. Department of Social Policy and Intervention, University of Oxford, Oxford, United Kingdom
2. Centre for Rural Health, University of KwaZulu-Natal, Durban, South Africa
3. School of Public Health, University of the Western Cape, Cape Town, South Africa
4. Department of Psychiatry and Mental Health, University of Cape Town, Cape Town, South Africa

***Corresponding Author.**

E-mail: william.rudgard@spi.ox.ac.uk (WER); Telephone: +447 880634144

1 **Abstract.**

2 There is limited evidence around the cost-effectiveness of interventions to prevent violence
3 against children in low- and middle-income countries. We developed a decision-analytic model
4 to estimate the cost-effectiveness of 1) a community outreach intervention to link eligible
5 households to anti-poverty cash grants, and 2) a group-based parenting support intervention,
6 and 3) a group-based parenting support ‘plus’ linkage of eligible households to anti-poverty
7 cash grants intervention for preventing adolescent violence victimisation in Mpumalanga
8 province, South Africa.

9 The target population was families with an adolescent living below the national food poverty
10 line. Modelled violence outcomes were emotional, physical, and sexual abuse. Intervention
11 effectiveness was conditional on interventions’ effect on two evidence-based protective factors
12 for adolescent violence: food security and caregiver supervision. Cost-effectiveness ratios were
13 expressed per DALY averted and evaluated against a South Africa-specific willingness-to-pay
14 threshold. We varied model parameters to consider routine service delivery versus trial-based
15 costing, and population-average versus high prevalence of violence.

16 For routine service delivery costing, both community grant outreach and parenting support
17 interventions were cost-effective at population-average prevalence (ACER=USD2,650, and
18 ACER=USD2,830 per DALYs averted, respectively), and high prevalence of violence
19 (ACER=USD1,330 and ACER=USD2,305 per DALYs averted, respectively). The incremental cost-
20 effectiveness of adding grant linkage to parenting support was USD271 and USD177 at
21 population-average and high prevalence of violence, respectively. For trial-based costing, none

22 of the interventions were cost-effective at population-average prevalence of violence, and only
23 community grant outreach was cost-effective at high prevalence of violence (ACER=USD2400
24 per DALY averted). Cost-effectiveness estimates are expected to be conservative based on our
25 only modelling intervention effects on three violence outcomes via two protective factors.
26 Findings indicate that investments in community grant outreach, and parenting support
27 interventions are likely to be cost-effective for preventing adolescent violence. Adding a grant
28 linkage component to parenting support would enhance this approaches cost-effectiveness.

29 **Introduction.**

30 Annually, 1.4 billion children are estimated to be affected by violence worldwide, incurring
31 more than 5.1 million disability-adjusted life years (DALYs) (1,2). To support countries in their
32 efforts to reduce child violence the World Health Organization (WHO) and eight other global
33 agencies have endorsed seven evidence-based strategies to address violence against children,
34 known collectively as INSPIRE (3). These seven strategies include Implementation and
35 enforcement of laws, **N**orms and values, **S**afe Environments, **P**arent and caregiver support,
36 **I**ncome and economic strengthening, **R**esponse and support services, and **E**ducation and life
37 skills (3). The concrete recommendations included in the INSPIRE handbook mark a defining
38 step forward for ending violence against children. Further evidence around the cost-
39 effectiveness of INSPIRE strategies could help stakeholders to prioritise resources to strategies
40 that are likely to have the greatest return on investment (4).

41 Economic evaluations of violence prevention interventions remain relatively uncommon,
42 particularly in low- and middle-income countries (5–8). Experimental studies are recommended
43 for evaluating cost-effectiveness (9–11). However, the cost and complexity of such studies,
44 especially when more than one intervention is under consideration, means that another
45 methodology may be better suited to filling the urgent need for estimates of cost-effectiveness.
46 Decision analytic modelling is a much cheaper alternative approach for generating estimates of
47 cost-effectiveness that uses data from secondary sources including published trials and
48 observational studies (7,9). By modelling different scenarios, this approach is also suited to
49 generating early estimates of cost-effectiveness for novel interventions that have not yet been

50 implemented. The validity and transferability of findings from decision analytic models is often
51 limited by the quality of published evidence that is available in the literature.

52 Decision-analytic modelling provides an opportunity to use evidence from published studies to
53 generate early estimates of cost-effectiveness for INSPIRE strategies (12,13). A previous study
54 to guide the choice of 'best-buy' INSPIRE strategies in South Africa found that across seven
55 INSPIRE-aligned protective factors food security, caregiver supervision, and positive caregiving
56 are likely to be promising targets for addressing multiple adolescent violence outcomes
57 simultaneously (14). Consistent with positive youth development theories, these three
58 protective factors were also found to combine additively, such that experiencing two or three
59 of them together was associated with a significantly lower probability of experiencing multiple
60 forms of violence, compared to experiencing one of them alone (14). Findings from an
61 experimental trial in Tanzania also support the additive combination of parenting support and
62 economic strengthening, compared to either of the two interventions alone (15).

63 Identification of positive and supervisory caregiving and food security as promising intervention
64 targets for preventing multiple violence outcomes marks a step forward towards helping
65 stakeholders identify INSPIRE strategies that are likely to be particularly effective (16).

66 However, to inform resource-prioritisation further work is needed to select candidate
67 interventions that could be used to strengthen food security, and/or positive and supervisory
68 caregiving, and draw together sufficient data to compare the expected effects of selected
69 interventions against their associated cost. Aiming to do this, we had three objectives in this
70 study 1) Select expert- and evidence-based interventions for reducing violence via improving
71 food security, caregiver supervision, or positive caregiving in South Africa; 2) Draw together

72 cost and effectiveness data relating to selected interventions from a variety of high-quality
73 sources; 3) Combine this data in a decision-analytic model to estimate the cost-effectiveness of
74 selected interventions.

75 **Methods.**

76 This economic modelling study builds on a non-randomised analysis of seven INSPIRE-aligned
77 protective factors for violence victimisation in South Africa (14). The analysis found that food
78 security, caregiver supervision, and positive caregiving were associated with lower odds of
79 physical abuse, sexual abuse, emotional abuse, community violence victimisation, youth
80 lawbreaking, and transactional sex. It also found that these protective factors combined
81 additively, such that compared to experiencing a single protective factor alone, experiencing
82 two, or all three simultaneously was associated with significantly lower odds of violence
83 outcomes.

84 Our methodological approach of modelling the impact of interventions on violence outcomes
85 had three steps. First, we consulted with regional experts in violence prevention to identify the
86 best candidate interventions for reducing violence via improving food security, caregiver
87 supervision, positive caregiving in South Africa. Second, we drew together cost and
88 effectiveness data relating to the selected interventions from a variety of high-quality sources
89 including published literature and online survey data. Third we combined these data in a
90 decision-analytic model to estimate the total DALYs averted, cost, and cost-effectiveness of our
91 selected interventions. Our choice to use DALYs averted was based on generating a single
92 estimate of cost-effectiveness for selected interventions. We include full details of data-sources

93 and assumptions throughout the analysis and report our study using the Consolidated Health
94 Economic Evaluation Reporting Standard (CHEERS) checklist, S1 Appendix (17,18).

95 **Study setting.** The study setting was Mpumalanga Province, where intervention costs and
96 adolescents' experience of violence are expected to lie between the other two provinces where
97 data were collected for the non-randomised analysis of seven INSPIRE-aligned protective
98 factors for reducing adolescent violence in South Africa; the poorer Eastern Cape Province, and
99 richer Western Cape Province (14,19).

100 **Target population.** The target population was households with a monthly household income
101 per capita below the South African food poverty line of United States Dollar (USD) 39 and an
102 adolescent aged 11-19 years (20–22).

103 **Hypothesised interventions for violence prevention.** We consulted with experts in violence
104 prevention to identify the best candidate interventions for reducing adolescent violence via
105 improving food security, caregiver supervision, positive caregiving in South Africa. Our focus on
106 these protective factors was based on evidence of their association with lower probability of
107 three or more types of violence against adolescents in South Africa (14). Criteria for candidate
108 interventions were that (i) there should be existing or early implementation within South Africa;
109 and ii) evidence supporting their impact on either food security or positive and supervisory
110 caregiving in Southern Africa. Key details on intervention implementation, staffing, and
111 duration are provided in S2 Appendix (14).

112 *Intervention 1: Outreach intervention to link households that are eligible but not receiving South*
113 *Africa's Child Support Grant (CSG) [Grant outreach].* It is estimated that around 20% of children

114 eligible for anti-poverty social grants in South Africa do not access this support (23,24). Regional
115 evidence supports the effectiveness of cash grants to address food security (25,26); and
116 evidence from South Africa supports the potential of community initiatives to link eligible
117 households to social grants (27). Therefore, in our analysis, we modelled the impact of a
118 community outreach intervention implemented over 17 months during which paraprofessional
119 social workers would actively liaise with community leaders and networks to screen for
120 households that are eligible for the CSG in the community. Eligible households not already
121 receiving the CSG would then be supported to access it.

122 *Intervention 2: Parenting support intervention based on WHO/UNICEF's Parenting for Lifelong*
123 *Health (PLH) programme [Parenting Support].* Across South Africa, parenting support
124 programmes are offered by a variety of non-profit organisations, including in Mpumalanga as
125 part of the Mothers2Mothers (M2M) Children and Adolescents are My Priority (CHAMP) project
126 (28,29). Evidence also supports the potential of parenting programmes for improving caregiver
127 supervision in South Africa (30). In our analysis, we thus modelled the roll-out of a parenting
128 support intervention akin to WHO's Parenting for Lifelong Health Teen (PLH Teen), structured
129 as a 14-session intervention for small family groups that are recruited by self or community-
130 referral and using the two screening questions: 'do you and your teen argue and shout a lot?'
131 and 'do you sometimes end up hitting your teen when things are really stressful?' (30,31).

132 *Intervention 3: Integrated parenting support intervention plus component to link households*
133 *that are eligible but not receiving South Africa's CSG [Parenting support plus grant linkage].* In
134 this combined scenario, we sought to explore the additive benefit of an intervention acting on
135 two protective factors. We modelled a parenting-plus intervention structured similarly to the

136 14-session PLH Teen programme but including one additional session during which facilitators
137 would assess families for their eligibility for inclusion in the CSG. Families found to be eligible
138 but not receiving the CSG would be linked up with relevant social services to support them in
139 accessing the grant. This parenting support plus grant linkage intervention would be distinct
140 from the community grant outreach intervention as it would be focused on families that attend
141 the parenting support intervention rather than the broader community.

142 **Choice of model.** To estimate the cost-effectiveness of selected interventions, we constructed a
143 probability tree model that modelled i) the effect of selected interventions on intermediary
144 protective factors, and ii) the corresponding effect of the estimated improvement in
145 intermediary protective factors on adolescent violence victimisation, Fig 1. Mixed evidence for
146 whether group-based parenting support improves positive caregiving, meant that we did not
147 consider parenting support or parenting support ‘plus’ grant linkage acting via this intermediary
148 protective factor. Furthermore, our choice to measure intervention effectiveness in disability-
149 adjusted life years (DALYs) averted meant that we could only consider violence outcomes with
150 evidence for their attributable DALYs in our model. Of the six violence outcomes investigated in
151 the non-randomised analysis of seven INSPIRE-aligned protective factors in South Africa, this
152 included emotional abuse, physical abuse, and sexual abuse; but excluded youth lawbreaking,
153 community violence victimization, and transactional sex (14). Finally, no evidence for an
154 association between caregiver supervision and sexual abuse in the analysis of INSPIRE aligned
155 protective factors, meant that we did not consider parenting support or parenting support
156 ‘plus’ grant linkage acting on this outcome (14). With these considerations, we modelled
157 community grant outreach acting on physical, emotional, and sexual abuse via food security,

158 parenting support acting on physical and emotional abuse via caregiver supervision, and
159 parenting support plus grant linkage intervention acting on the same outcomes via both food
160 security and caregiver supervision.

161 **Fig 1. Graphical representation of our probability tree model for estimating the effectiveness**

162 **of interventions on adolescent violence outcomes.** *Estimate synthesized across two studies

163 examining the impact of grants on household food security in sub-Saharan Africa and crosschecked

164 using data from South Africa's 2018 General Household Survey. +Estimate obtained from the primary

165 analysis of a randomised evaluation of PLH Teen in South Africa.

166 **Data sources.** Estimates of the percentage of adolescents in Mpumalanga living below the food

167 poverty line were derived from South Africa's 2018 General Household Survey (32). Estimates

168 of the prevalence of adolescent violence outcomes were obtained from the non-randomised

169 analysis of seven INSPIRE-aligned protective factors for adolescent violence victimisation in

170 South Africa (14).

171 *Intervention effects.* Estimates for intervention effectiveness were drawn from the academic

172 literature, S3 Appendix. For community grant outreach, we generated a pooled estimate for the

173 effect of cash transfers on food security by meta-analysis of two studies identified using a

174 rigorous literature review, S4 Appendix (25,26). For parenting support, we used effect

175 estimates for caregiver supervision taken from the original randomised evaluation of the PLH

176 Teen intervention in South Africa (30). For parenting support plus grant linkage, we used our

177 pooled estimate for the effect of cash transfers on food security and our effect estimate for

178 caregiver supervision from the PLH Teen evaluation. Finally, for the effect of enhanced levels of

179 protective factors on adolescent violence victimisation we used estimates from the non-

180 randomised analysis of seven INSPIRE-aligned protective factors for reducing adolescent
181 violence in South Africa (14).

182 *Intervention costs.* All three interventions were costed from the provider's perspective using
183 the ingredients method. Unit costs and quantities for parenting support and parenting support
184 plus grant linkage interventions were based on data from the PLH Teen trial in South Africa, and
185 PLH implementation in Thailand and Tanzania. We were unable to find cost data on an
186 intervention similar to the modelled grant outreach intervention, so unit costs were based on
187 the PLH Teen trial and unit quantities on expert consultation.

188 **Data management.** All costs captured before 2021 were adjusted for inflation and converted to
189 USD using the conversion rate of USD 1 = South African Rand 14.93.

190 **Data analysis.**

191 *Modelling the effectiveness of interventions.* We used our probability tree model to calculate
192 the number of cases of emotional, physical, and sexual abuse that each intervention would
193 avert per year based on average, upper, and lower effect sizes. According to WHO-CHOICE
194 guidelines, we modelled the number of cases of violence averted by selected interventions over
195 10 years at full implementation. Assumptions about the modelled annual decay in intervention
196 effectiveness and exit rates are included in S5 Appendix. We converted estimated subtotals of
197 cases averted into DALYS averted and summed across them to estimate total DALYS averted for
198 each intervention. DALYs attributable to physical, emotional and sexual abuse were calculated
199 from the only known evaluation of the economic consequences of violence against children in

200 South Africa, and estimates of the absolute prevalence of each form of violence in South Africa,
201 S6 Appendix (6,33,34).

202 *Modelling the cost of interventions.* Intervention costs were calculated over 10 years applying
203 an annual discount rate of 4% (35). For all three interventions, we considered a ‘routine service
204 delivery’ and ‘trial-based’ cost scenario. These two scenarios targeted the same number of
205 families but varied in staff salaries, with the later providing significantly higher salaries, and
206 budgeting for venue hire, printed training materials, and communication with participants via
207 mobile phones. Routine service delivery costs were based on daily salary rates equivalent to
208 South Africa’s average monthly earnings in March 2021, while trial-based costs were based on
209 daily salary rates three times higher than this (36).

210 *Modelling the cost-effectiveness of interventions.* We calculated average cost-effectiveness
211 ratios (ACERs) for community grant outreach and parenting support, by dividing intervention
212 total costs by total DALYs averted. We calculated an incremental cost-effectiveness ratios
213 (ICERs) for parenting support plus grant linkage, by dividing the cost of adding one additional
214 session to link eligible households to the CSG by the additional DALYS averted by this approach
215 relative to standalone parenting support (9,18). Estimated cost-effectiveness ratios and their
216 upper and lower bounds were evaluated against a South African-specific willingness-to-pay
217 (WTP) threshold estimated by Stacey and Edeka (37).

218 We calculated cost-effectiveness ratios for all three of our interventions under routine service
219 delivery and trial-based costings, as well as at two estimates of the prevalence of adolescent
220 violence outcomes. These were ‘population-average’ prevalence, which was equal to the rates
221 observed in our source reference; and ‘high’ prevalence, which was equal to double the rates

222 observed in our source reference (14). The rationale for modelling a high-prevalence of violence
223 was that households targeted by our grant-outreach intervention (i.e., eligible but not receiving
224 the CSG), and our parenting support and parenting support plus grant linkage interventions
225 (i.e., screened for regular arguments and/or physical abuse against children) would experience
226 significantly higher than average levels of vulnerability and adolescent violence victimisation.

227 *Robustness checks:* First, we evaluated the robustness of our findings to use of South Africa's
228 GDP per capita for 2021 as our willingness to pay threshold (18,38). Second, given the absence
229 of a formal evaluation of the effect of South Africa's CSG on a subjective measure of food
230 security in the literature, we also checked the robustness of findings for the cost-effectiveness
231 of community grant outreach, and parenting support plus grant linkage to a country-specific
232 estimate for the relationship between income and food security estimated using South Africa's
233 2018 General Household Survey (39). Further details of this secondary analysis are included in
234 S7 Appendix.

235 **Ethics.** The study used secondary data published in the public domain throughout the analysis.

236 **Results.**

237 Details on the demographics of Mpumalanga Province, and the target population for
238 interventions are summarized in Table 1. We observed that one out of three households with
239 an adolescent in Mpumalanga live below the food poverty line, corresponding to 212,000
240 adolescents. We estimated that approximately 66,000 adolescents living in 64,300 households
241 would benefit from the grant outreach intervention. We also estimated that over 10 years of

242 intervention implementation, roughly 70,000 adolescents living in 68,000 households would
243 benefit from the parenting support or parenting support plus grant linkage interventions.

244 **Estimated intervention effects.** Estimates for the expected effect of interventions via
245 respective pathways are reported in Table 2.

246 *Grant outreach.* We estimated that linking eligible households to the CSG would increase the
247 household's probability of food security by +14.41ppts (+4.29; +23.80). Based on our model, a
248 grant outreach intervention would be expected to reduce the probability of sexual abuse by -
249 0.54ppts (-0.86; -0.16), emotional abuse by -0.86ppts (-1.40; -0.25), and physical abuse by -
250 1.66ppts (-1.66; -0.30).

251 *Parenting support.* The results of the PLH Teen intervention suggest that the parenting support
252 intervention would increase caregiver supervision by 1.21ppts (0.32; 2.09ppts). Based on our
253 model, a parenting support intervention would be expected to reduce the probability of
254 emotional abuse by -0.71ppts (-0.73; -0.69ppts), and physical abuse by -0.97ppts (-0.99; -
255 0.95ppts) through improvements in caregiver supervision alone.

256 **Table 1. Core model variables.**

Variable	Value	Assumption	Source
Demographics of Mpumalanga province			
Total population	4,523,000	-	Mid-year population estimate, Statistics South Africa
Total households	1,269,000	Average household size = 3.5	South Africa Community Survey, 2016
Total adolescents	591,000	% of adolescents = 19.3	Demographic Profile of Adolescents in South Africa, Statistics South Africa (40)
Total adolescents living below the food poverty line	212,000	% of adolescents living below the poverty line = 34.9	South Africa GHS 2018 (32)
Target population for a grant outreach intervention			
Eligible adolescents not receiving the CSG	94,500	% of eligible households with children not receiving the CSG = Average number of adolescents (11-18 years) per household with children	UNICEF, 2016 (24) South Africa GHS, 2018 (32)
Ideal coverage for the target population	100%	The intervention aims to link up all eligible households and adolescents	
Expected number of adolescent beneficiaries	66,000	70% success rate in linking eligible children to CSG	Expert consultation; Thurman et al (27)
Expected number of household beneficiaries	64,300	Number of adolescents per household = 1.03	Calculated
Target population for parenting support/ parenting plus grant linkage interventions			
Ideal coverage for the target population per annum	5%	Intervention targeted towards low-income households and considered resource requirements and scale-up observed in other countries	Consultation with experts and implementation managers
Expected number of adolescent beneficiaries	70,000	90% expected uptake rate representing intervention effectiveness in enrolling targeted households	Over 95% compliance was recorded during the PLH Teen trial (30). Lowered to 90% that aims to account for expected lower compliance in a real-world setting
Expected number of household beneficiaries	68,000	Number of adolescents per targeted household that takes up intervention = 1.03	Calculated

257 Abbreviations: CSG, child support grant; GHS, General Household Survey.

258 **Table 2. Estimated effectiveness of modelled interventions.**

	Average effect size (ppts)	Lower; Upper effect size (ppts)	Source
Intervention 1. Community grant outreach			
Effect on food security	+14.41	+4.29; +23.80	Review of studies examining the impact of social grants on food security in Sub-Saharan Africa (26,41), Cross-validated by a cross-sectional multivariable analysis examining the association between monthly household income per capita and food security using South Africa GHS, 2018 (32).
Effect of enhanced food security on adolescent violence			
Sexual abuse	-0.54	-0.86; -0.16	Longitudinal multivariable analysis examining the relationship between food security and multiple violence in South Africa (14)
Emotional abuse	-0.86	-1.40; -0.25	
Physical abuse	-1.66	-1.66; -0.30	
Intervention 2: Parenting support			
Effect on parental monitoring	+1.21	+0.32; +2.09	Cluster randomised controlled trial evaluating PLH Teen parenting support intervention(30)
Effect of enhanced parental monitoring on adolescent violence			
Sexual abuse*	-	-	Longitudinal multivariable analysis examining the relationship between caregiver supervision and multiple violence outcomes in South Africa (14).
Emotional abuse	-0.71	-0.73; -0.69	
Physical abuse	-0.97	-0.99; -0.95	
Intervention 3: Parenting support plus grant linkage			
Effect on food security	+14.41	+4.29; +23.80	Equivalent to the exact estimate of the impact of Interventions 1 and 2 on protective factors.
Effect on parental monitoring	+1.21	+0.32; +2.09	
Effect of enhanced food security and parental monitoring on adolescent violence			
Sexual abuse*			Longitudinal multivariable analysis examining the relationship between caregiver supervision, and multiple violence in South Africa (14). Estimated effects are greater than for parenting support intervention alone as they consider the additive effects of experiencing enhanced food security and parental monitoring together.
Emotional abuse	-0.95	-0.85; -0.97	
Physical abuse	-0.94	-0.90; -0.98	

259 *Violence outcome was not considered in the cost-effectiveness model, as there was no evidence that it
 260 was significantly associated with caregiver supervision in (9).

261 Abbreviations: ppts, percentage points; GHS, General Household Survey.

262 *Parenting support plus grant linkage.* When considering the combination of parenting support
263 and linkage to the CSG for increasing households' probability of food security and caregiver
264 supervision, we estimated that parenting support plus grant linkage would reduce the
265 probability of emotional abuse by -0.95ppts (-0.85; -0.97) and physical abuse by -0.94ppts (-
266 0.90; -0.98).

267 **Estimated intervention costs.** Cost estimates for interventions are reported in Table 3.

268 *Grant outreach.* With routine service delivery and trial-based budget scenarios, community
269 grant outreach was estimated to cost USD 61 and USD 111 per adolescent; and USD 4,035,000
270 and USD 7,300,000 at the provincial level, respectively.

271 *Parenting support.* With routine service delivery and trial-based budget scenarios, parenting
272 support was estimated to cost USD 37 and USD 215 per adolescent beneficiary, and USD
273 2,530,000 and USD 15,075,000 over 10 years at the provincial level (USD 275,700 and 1,640,000
274 annually), respectively. The major cost drivers were staff salaries (54% and 80% of total costs
275 for trial-based and routine service delivery, respectively), and food for participants and
276 facilitators (21% and 0% of total costs under the trial-based and routine service delivery,
277 respectively).

278 *Integrated parenting support plus grant linkage.* With routine service delivery and trial-based
279 budget scenarios, integrated parenting support plus grant linkage was estimated to cost USD 37
280 and USD 223 per adolescent, and USD 2,617,000 and USD 15,603,000 over 10 years at the
281 provincial level, respectively.

282 **Table 3. Summary of the estimated cases of violence averted and costs per adolescent of intervention scenarios over ten years**
 283 **implementation period.**

Intervention	Total adolescent beneficiaries	Averted cases of violence (Low; Upper bound)		Total cost per adolescent, USD		Total costs provincial, USD	
		Population-average prevalence of violence	High prevalence of violence*	Routine service delivery scenario	Trial-based scenario	Routine service delivery scenario	Trial-based scenario
Grant outreach	66,000	5,800 (1,800; 9,500)	11,600 (3,500; 19,000)	61	111	4,035,000	7,300,000
Parenting support	70,000	3,700 (940; 6,000)	7,700 (1,900; 12,000)	36	215	2,530,000	15, 075,000
Parenting support plus grant linkage	70,000	4,800 (1,700; 10,200)	9,600 (3,500; 20,400)	37	223	2,616,700	15,603,000

284 Abbreviations: USD, United States Dollar.

285 **Intervention cost-effectiveness.** Intervention ACERs are summarised against a South African
286 specific WTP threshold for each of the combinations of population-average versus high
287 prevalence of violence and routine service delivery and trial-based intervention costs in Fig 2.
288 An intervention is considered cost-effective if its ACER lies below the WTP threshold. The
289 further an ACER lies to the right of the plane while remaining below the WTP threshold the
290 higher its indicated cost-effectiveness.

291 *For a population-average prevalence of violence.* Under a routine service delivery cost scenario,
292 ACERs for community grant outreach and parenting support were both below the WTP
293 threshold at USD 2,650 and USD 2,830 per DALY averted respectively. Integrated parenting
294 support plus grant linkage had an ICER of USD 271 per DALY averted compared to the parenting
295 support intervention.

296 Under a trial-based cost scenario, ACERs for community grant outreach and parenting support
297 were both above the WTP threshold at USD 4,800 and USD 16,880 per DALY averted
298 respectively. The integrated parenting support plus grant linkage was also not cost-effective
299 with an ICER of USD 12,850 per DALY averted.

300 *For a high prevalence of violence.* Under a routine service delivery cost scenario, ACERs for
301 community grant outreach and parenting support were both below the WTP threshold at USD
302 1,330 and USD 1,310 per DALY averted. The integrated parenting support plus grant linkage
303 intervention had an ICER of USD 177 per DALY averted compared to the parenting support
304 intervention.

305 Under a trial-based cost scenario, the ACER for community grant outreach was below the WTP
306 threshold at USD 2,400 per DALY averted, but the ACER for parenting support was above the
307 WTP threshold at USD 7,780 per DALY averted. The ICER for integrated parenting support plus
308 grant linkage was USD 6,430 per DALY averted and above the WTP threshold.

309 **Sensitivity analysis and robustness check.** When using the WHO CHOICE threshold based on
310 South African GDP per capita instead of a South Africa-specific WTP threshold, results were the
311 same except that at a population-average prevalence of violence, under trial-based costing, the
312 ACER for community grant outreach was below the WTP threshold, S8 Appendix. Substituting
313 our pooled estimate for the effect of cash transfers on food security with an estimate of the
314 relationship between income and food security from the South Africa's 2018 General
315 Household Survey, the findings for parenting support plus grant linkage remain consistent, but
316 community grant outreach ceases to be cost-effective at for the population-average prevalence
317 of violence and routine service delivery cost scenario, or a high prevalence of violence and trial-
318 based cost scenario, S9 Appendix.

319 **Fig 2. Cost-effectiveness plane scatter plots of costs per adolescent over effectiveness (in DALYs averted) for four scenarios at A)**
320 **Population-average prevalence of violence and routine service delivery costs, B) Population-average prevalence of violence and**
321 **trial-based costs C) high prevalence of violence and routine service delivery costs, and D) high prevalence of violence and trial-**
322 **based costs.** Diagonal lines indicate an evidence-based SA-specific willingness to pay threshold for health interventions estimated by Edoa et
323 al. Strategies become increasing cost-effective as they lie to the north easternmost part of the cost-effectiveness plane below the willingness to
324 pay threshold. Strategies above the line are not cost-effective at the stated threshold. The values underlying this graph are reported in S8
325 Appendix. Abbreviations: DALYs, Disability-Adjusted Life Years; USD, United States Dollar.

326 **Discussion.**

327 We find that decision-analytic modelling is a valuable and low-cost approach for assessing the
328 cost-effectiveness of three expert- and evidence-informed interventions aimed at reducing
329 adolescent violence in South Africa. Our model indicates that implementing each of our three
330 selected interventions using a routine service delivery model is likely to be cost-effective for
331 reducing emotional, physical, and sexual abuse against adolescents. This finding is robust to all
332 of the modelled combinations of low, average, and high intervention effectiveness with an
333 average or high prevalence of violence, except for the combination of low intervention
334 effectiveness and an average prevalence of violence in the target population. Across the three
335 interventions, the most cost-effective option is likely to be the community grant outreach
336 intervention. Thereafter, the integrated parenting support plus grant linkage intervention is
337 estimated to be more cost-effective than the parenting support intervention alone. We also
338 find that if our three selected interventions are implemented using trial-based costings,
339 parenting support and parenting plus grant linkage support are unlikely to be cost effective, and
340 community grant outreach is only likely to be cost-effective assuming average to high
341 intervention effectiveness, and higher than average prevalence of violence in the target
342 population.

343 Our study provides early evidence around the cost-effectiveness of a community outreach
344 intervention to support household's access to social grants if they are eligible, but not yet
345 receiving them. The cost of the proposed grant outreach intervention per adolescent is
346 equivalent to the value of three household child support grants and falls on the lower end of

347 the scale of home-visiting interventions in high-income settings (42). While our results are
348 promising, evidence around the effectiveness of cash transfers alone for preventing adolescent
349 violence victimisation remains limited, and this is an important area for further research
350 (43,44).

351 There are still limited economic evaluations of adolescent violence prevention interventions in
352 low- and middle-income countries, particularly of large-scale interventions (45,7). Our findings
353 around the cost-effectiveness of parenting support implemented using routine-delivery costs
354 matches a previous economic evaluation of the original PLH Teen intervention in South Africa
355 that also modelled a similar ‘lean’ scenario (6). An assumption in both of these studies is that
356 the modelled routine-service delivery intervention is just as effective as the intervention
357 implemented using trial-based costings. However, is increasingly supported by evidence that
358 when implemented in the real-world at much lower cost PLH Teens is just as effective as that
359 observed in experimental studies (46). The increasing roll-out and scale-up of parenting support
360 programmes across sub-Saharan Africa will present further opportunity to validate this in the
361 future (47).

362 Unlike for routine service delivery, our findings around the cost-effectiveness of trial-based
363 delivery of parenting support do match the previous economic evaluation of PLH. Possible
364 explanations for this discrepancy may be our focus on the indirect effects of parenting support
365 via caregiver supervision alone rather than the total effect via all possible pathways. Other
366 impact pathways have been found to include improved caregiver mental health, caregiver
367 alcohol/drug avoidance, and improved economic welfare (48). Another explanation could be
368 the previous evaluation modelled a higher prevalence of adolescent violence victimisation

369 among families targeted by the PLH Teen intervention than we considered in either our
370 population-average or high prevalence of violence scenarios(49).

371 While there is growing evidence on the enhanced effectiveness of combining multiple
372 interventions with a ‘plus’ approach, there is still very little evidence around the cost-
373 effectiveness of these interventions (50,51). Our findings of the incremental cost-effectiveness
374 of combining an additional grant linkage session with PLH Teen supports the added value of
375 integrated services for reducing adolescent violence victimisation. Building on this, future
376 research should consider other possible approaches for combining parenting support with an
377 economic strengthening intervention to simultaneously act via caregiver supervision and food
378 security (52–54).

379 Our modelling study enabled us to consider important questions around the design of three
380 interventions for reducing violence against children. These included how best to build on
381 existing social policies such as South Africa’s CSG, the resources needed for implementing
382 interventions at scale, and approaches for combining two interventions to simultaneously
383 promote food security and caregiver supervision (3). Strengths of our study include its
384 significantly lower cost compared to running a randomised evaluation of the three evaluated
385 interventions, and also our use of a widely applicable methodology that could be used to
386 generate similar evidence for other interventions and/or settings. However, our study also had
387 limitations. While many of our model parameters were drawn from high-quality randomised
388 studies, estimates of association between protective factors and violence outcomes were based
389 on observational research and may be affected by sources of bias associated with this type of
390 research design including unmeasured confounding (14). Gaps in the academic literature also

391 meant that we had to make assumptions about some of the parameters in our model, for
392 example the post-intervention decay in effectiveness of cash grants and parenting
393 programmes. Several methodological choices also mean that our estimates of cost-
394 effectiveness are likely to be conservative. These include our focus on DALYs averted for
395 measuring cost-effectiveness, which while allowing us to generate a single estimate of cost-
396 effectiveness for selected interventions, also meant we could not consider outcomes that
397 lacked estimates of avoidable DALYs in our model including community violence victimisation,
398 youth lawbreaking, or transactional sexual exploitation. Also, our focus on the impact of
399 interventions via food security and caregiver supervision alone did not consider the full
400 complement of protective factors via which selected interventions could act on adolescent
401 violence outcomes. There is growing evidence that parenting support is also likely to act on
402 adolescent violence victimisation via improving caregiver mental health, caregiver alcohol/drug
403 avoidance, and improved economic welfare (48,55,56). Due to a lack of evidence in the wider
404 literature, we were also unable to consider the wider societal benefits of preventing adolescent
405 violence victimisation. Such benefits might include reduced health service use, social service
406 use, and court case time. Finally, all three of the interventions considered in this study are likely
407 to have benefits for adolescent wellbeing beyond reducing violence victimisation, for example
408 by boosting school enrolment, or promoting mental health. Impacts across these additional
409 domains of wellbeing should be considered for accurately valuing intervention cost-
410 effectiveness in the future. Doing so may also support cross-sectoral buy-in from multiple
411 government departments including health, education, and social development (57).

412 In South Africa, 40% of young people are estimated to experience some form of sexual,
413 physical, or emotional abuse in their lives (58). Reviewing and analysing the literature on
414 violence against children in South Africa, our study provides novel and policy-relevant evidence
415 for much needed action to reduce child abuse. Our findings suggest that all three of our
416 selected interventions are likely to be cost-effective so long as they are implemented using
417 routine service delivery rather than a trial-based costing. The study also provides a
418 comprehensive summary of evidence gaps that should be investigated as a priority for further
419 informing the scale-up of interventions in this field. These include limited estimates of the
420 prevalence of adolescent violence victimisation among the most vulnerable groups, the effects
421 of cash transfers on adolescent violence victimisation or the mechanisms via which they act on
422 this outcome, and the wider benefits of reducing violence against children to communities and
423 society. Future attempts to quantify the cost-effectiveness of interventions like community
424 grant outreach and parenting support studies should also account for their spill over effects on
425 other areas of adolescent wellbeing including education and health.

426 **Conclusion.**

427 In conclusion, we find that investments in community grant outreach, and parenting support
428 interventions are likely to be cost-effective for preventing violence against adolescents when
429 these programmes are implemented as routine services. Adding a grant linkage component to
430 parenting support is likely to enhance the cost-effectiveness of this intervention and supports
431 the value of integrated services to accelerate progress in preventing violence against children.
432 Further research would strengthen the accuracy of our model estimates.

433 **Acknowledgement.**

434 We thank Dr Jamie Lachman for providing us with costing data from past implementation of
435 parenting programmes. We thank Dr Yulia Shenderovich for providing data from the parenting
436 for Lifelog Health (PLH Teen) trial. We also thank Gloria Khoza and Mpume Danisa from UNICEF
437 South Africa and Clown without Borders South Africa respectively, whose experience in scaling
438 up parenting programmes in South Africa provided valuable insight into the intervention
439 scenarios during the early phases of this work.

440 **References.**

- 441 1. Hillis S, Mercy J, Amobi A, Kress H. Global Prevalence of Past-year Violence Against
442 Children: A Systematic Review and Minimum Estimates. *Pediatrics*. 2016
443 Mar;137(3):e20154079.
- 444 2. Global Burden of Disease Study 2019 (GBD 2019) Results [Internet]. Global Burden of
445 Disease Collaborative Network. 2020. Available from: [http://ghdx.healthdata.org/gbd-results-](http://ghdx.healthdata.org/gbd-results-tool)
446 [tool](http://ghdx.healthdata.org/gbd-results-tool)
- 447 3. World Health Organization. INSPIRE: Seven strategies for Ending Violence Against
448 Children [Internet]. Geneva: World Health Organization. 2016. Available from:
449 [https://www.who.int/publications-detail-redirect/inspire-seven-strategies-for-ending-violence-](https://www.who.int/publications-detail-redirect/inspire-seven-strategies-for-ending-violence-against-children)
450 [against-children](https://www.who.int/publications-detail-redirect/inspire-seven-strategies-for-ending-violence-against-children)
- 451 4. National Department of Social Development, South Africa. South African Integrated
452 Programme of Action Addressing Violence Against Women and Children [Internet]. 2014.
453 Available from: [https://www.soulcity.org.za/projects/previous-projects/gbv/resources/dsd-](https://www.soulcity.org.za/projects/previous-projects/gbv/resources/dsd-vawc-imc-report-final-hi-res-to-print-14.pdf/view)
454 [vawc-imc-report-final-hi-res-to-print-14.pdf/view](https://www.soulcity.org.za/projects/previous-projects/gbv/resources/dsd-vawc-imc-report-final-hi-res-to-print-14.pdf/view)
- 455 5. Greco G, Knight L, Ssekadde W, Namy S, Naker D, Devries K. Economic evaluation of the
456 Good School Toolkit: an intervention for reducing violence in primary schools in Uganda.
457 *BMJ Glob Health*. 2018 Apr 1;3(2):e000526.
- 458 6. Redfern A, Cluver LD, Casale M, Steinert JI. Cost and cost-effectiveness of a parenting
459 programme to prevent violence against adolescents in South Africa. *BMJ Glob Health*. 2019
460 May 1;4(3):e001147.
- 461 7. Peterson C, Kearns MC. Systematic Review of Violence Prevention Economic Evaluations,
462 2000–2019. *Am J Prev Med*. 2021 Apr;60(4):552–62.
- 463 8. Ferrari G, Torres-Rueda S, Chirwa E, Gibbs A, Orangi S, Barasa E, et al. Prevention of
464 violence against women and girls: A cost-effectiveness study across 6 low- and middle-
465 income countries. *PLOS Med*. 2022 Mar 24;19(3):e1003827.
- 466 9. Drummond MF, Sculpher MJ, Claxton K, Stoddart GL, Torrance GW. *Methods for the*
467 *Economic Evaluation of Health Care Programmes*. Fourth Edition. Oxford University Press;
468 2015.
- 469 10. Rubin DB. Estimating causal effects of treatments in randomized and nonrandomized
470 studies. *J Educ Psychol*. 1974;66(5):688–701.
- 471 11. Sobel ME. Causal Inference in the Social and Behavioral Sciences. In: Arminger G, Clogg
472 CC, Sobel ME, editors. *Handbook of Statistical Modeling for the Social and Behavioral*
473 *Sciences* [Internet]. Boston, MA: Springer US; 1995 [cited 2022 Apr 21]. p. 1–38. Available
474 from: https://doi.org/10.1007/978-1-4899-1292-3_1

- 475 12. Meinck F, Cluver LD, Boyes ME, Mhlongo EL. Risk and Protective Factors for Physical and
476 Sexual Abuse of Children and Adolescents in Africa: A Review and Implications for Practice.
477 Trauma Violence Abuse. 2015 Jan 1;16(1):81–107.
- 478 13. Cerna-Turoff I, Fang Z, Meierkord A, Wu Z, Yanguela J, Bangirana CA, et al. Factors
479 Associated With Violence Against Children in Low- and Middle-Income Countries: A
480 Systematic Review and Meta-Regression of Nationally Representative Data. Trauma
481 Violence Abuse. 2021 Apr 1;22(2):219–32.
- 482 14. Cluver LD, Rudgard WE, Toska E, Zhou S, Campeau L, Shenderovich Y, et al. Violence
483 prevention accelerators for children and adolescents in South Africa: A path analysis using
484 two pooled cohorts. PLOS Med. 2020 Nov 9;17(11):e1003383.
- 485 15. Lachman J, Wamoyi J, Spreckelsen T, Wight D, Maganga J, Gardner F. Combining
486 parenting and economic strengthening programmes to reduce violence against children: a
487 cluster randomised controlled trial with predominantly male caregivers in rural Tanzania.
488 BMJ Glob Health. 2020 Jul 1;5(7):e002349.
- 489 16. Ryder HF, McDonough C, Tosteson ANA, Lurie JD. Decision Analysis and Cost-
490 effectiveness Analysis. Semin Spine Surg. 2009 Dec;21(4):216–22.
- 491 17. Husereau D, Drummond M, Petrou S, Carswell C, Moher D, Greenberg D, et al.
492 Consolidated Health Economic Evaluation Reporting Standards (CHEERS) statement. BMJ.
493 2013 Mar 25;346:f1049.
- 494 18. Tan-Torres Edejer T, Baltussen RMPM, Adam T, Hutubessy RCW, Acharya A, Evans DB,
495 et al. Making choices in health: WHO guide to cost-effectiveness analysis [Internet]. World
496 Health Organization; 2003. p. CD-ROM on front fly-leaf. Available from:
497 <https://apps.who.int/iris/handle/10665/42699>
- 498 19. Statistics South Africa. Poverty trends in South Africa: an examination of absolute poverty
499 between 2006 and 2015. Pretoria: Statistics South Africa; 2017.
- 500 20. Beukes R, Jansen A, Moses M, Yu D. Exploring the Eligibility Criteria of the Child Support
501 Grant and its Impact on Poverty. Soc Indic Res Int Interdiscip J Qual--Life Meas.
502 2017;134(2):511–29.
- 503 21. Delany A, Jehoma S, Lake L. South African child gauge 2016: Children and social
504 assistance. Children’s Institute, University of Cape Town; 2016.
- 505 22. May J, Witten C, Lake L. South African child gauge 2020: Food and nutrition security.
506 Children’s Institute, University of Cape Town; 2020.
- 507 23. SASSA, UNICEF. Preventing Exclusion from the Child Support Grant: A Study of Exclusion
508 Errors in Accessing CSG Benefits [Internet]. Pretoria: UNICEF South Africa. 2013 [cited
509 2022 May 18]. Available from: [https://www.unicef.org/southafrica/reports/preventing-](https://www.unicef.org/southafrica/reports/preventing-exclusion-child-support-grant)
510 [exclusion-child-support-grant](https://www.unicef.org/southafrica/reports/preventing-exclusion-child-support-grant)
- 511 24. DSD, SASSA, UNICEF. Removing barriers to accessing Child Grants: Progress in reducing
512 exclusion from South Africa’s Child Support Grant [Internet]. Pretoria: UNICEF South Africa.

- 513 2016 [cited 2022 May 18]. Available from:
514 <https://www.unicef.org/southafrica/reports/removing-barriers-accessing-child-grants>
- 515 25. Handa S, Otchere F, Sirma P, Team the ES. More evidence on the impact of government
516 social protection in sub-Saharan Africa: Ghana, Malawi, and Zimbabwe. *Dev Policy Rev*
517 [Internet]. 2022 [cited 2022 Feb 24];40(3). Available from:
518 <https://onlinelibrary.wiley.com/doi/abs/10.1111/dpr.12576>
- 519 26. Bhalla G, Handa S, Angeles G, Seidenfeld D. The Effect of Cash Transfers and Household
520 Vulnerability on Food Security in Zimbabwe. *Food Policy*. 2018 Jan;74:82–99.
- 521 27. Thurman TR, Kidman R, Taylor TM. Bridging the gap: The impact of home visiting programs
522 for orphans and vulnerable children on social grant uptake in South Africa. *Child Youth Serv*
523 *Rev*. 2015 Jan 1;48:111–6.
- 524 28. Wessels I. Parenting programmes in South Africa: investigating design and evaluation
525 practices [Internet] [Masters]. University of Cape Town; 2012. Available from:
526 <http://hdl.handle.net/11427/11562>
- 527 29. Lachman J. Parenting for Lifelong Health for Teens - Hybrid Delivery [Internet]. 2021 [cited
528 2022 May 17]. Available from: <https://clinicaltrials.gov/ct2/show/NCT05071924>
- 529 30. Cluver LD, Meinck F, Steinert JI, Shenderovich Y, Doubt J, Romero RH, et al. Parenting for
530 Lifelong Health: a pragmatic cluster randomised controlled trial of a non-commercialised
531 parenting programme for adolescents and their families in South Africa. *BMJ Glob Health*.
532 2018 Jan;3(1):e000539.
- 533 31. World Health Organization. Parenting for Lifelong Health [Internet]. Available from:
534 <https://www.who.int/teams/social-determinants-of-health/parenting-for-lifelong-health>
- 535 32. Statistics South Africa. Statistical Release, South Africa General Household Survey 2019
536 [Internet]. General Household Survey, 2019. 2019. Available from:
537 <https://www.statssa.gov.za/publications/P0318/P03182019.pdf>
- 538 33. Fang X, Zheng X, Fry DA, Ganz G, Casey T, Hsiao C, et al. The Economic Burden of
539 Violence against Children in South Africa. *Int J Environ Res Public Health*. 2017
540 Nov;14(11):1431.
- 541 34. Jan S, Ferrari G, Watts CH, Hargreaves JR, Kim JC, Phetla G, et al. Economic evaluation of
542 a combined microfinance and gender training intervention for the prevention of intimate
543 partner violence in rural South Africa. *Health Policy Plan*. 2011 Sep;26(5):366–72.
- 544 35. Haacker M, Hallett TB, Atun R. On discount rates for economic evaluations in global health.
545 *Health Policy Plan*. 2020 Feb 1;35(1):107–14.
- 546 36. Statistics South Africa. Quarterly Employment Statistics, Q1:2021 [Internet]. 2021. Available
547 from:
548 https://www.statssa.gov.za/publications/P0277/QES%20presentation%20Q1_2021.pdf
- 549 37. Edoka IP, Stacey NK. Estimating a cost-effectiveness threshold for health care decision-
550 making in South Africa. *Health Policy Plan*. 2020 Jun 1;35(5):546–55.

- 551 38. Kazibwe J, Gheorghe A, Wilson D, Ruiz F, Chalkidou K, Chi YL. The Use of Cost-
552 Effectiveness Thresholds for Evaluating Health Interventions in Low- and Middle-Income
553 Countries From 2015 to 2020: A Review. *Value Health*. 2022 Mar 1;25(3):385–9.
- 554 39. Coates J, Swindale A, Bilinsky P. Household Food Insecurity Access Scale (HFIAS) for
555 Measurement of Food Access: Indicator Guide: Version 3: (576842013-001) [Internet].
556 American Psychological Association; 2007 [cited 2022 Apr 21]. Available from:
557 <http://doi.apa.org/get-pe-doi.cfm?doi=10.1037/e576842013-001>
- 558 40. Demographic Profile of Adolescents in South Africa. STATISTICS SOUTH AFRICA; 2018.
559 Report No.: 03-00–10.
- 560 41. Handa S, Natali L, Seidenfeld D, Tembo G, Davis B. Can unconditional cash transfers raise
561 long-term living standards? Evidence from Zambia. *J Dev Econ*. 2018 Jul 1;133:42–65.
- 562 42. Bailey C, Skouteris H, Morris H, O'Donnell R, Hill B, Ademi Z. Economic evaluation methods
563 used in home-visiting interventions: A systematic search and review. *Health Soc Care*
564 *Community*. 2021;29(6):1650–67.
- 565 43. Peterman A, Neijhoft A (Naomi), Cook S, Palermo TM. Understanding the linkages between
566 social safety nets and childhood violence: a review of the evidence from low- and middle-
567 income countries. *Health Policy Plan*. 2017 Sep 1;32(7):1049–71.
- 568 44. Palermo T, Prencipe L, Kajula L. Effects of Government-Implemented Cash Plus Model on
569 Violence Experiences and Perpetration Among Adolescents in Tanzania, 2018–2019. *Am J*
570 *Public Health*. 2021 Dec;111(12):2227–38.
- 571 45. Edmunds K, Ling R, Shakeshaft A, Doran C, Searles A. Systematic review of economic
572 evaluations of interventions for high risk young people. *BMC Health Serv Res*. 2018 Aug
573 23;18(1):660.
- 574 46. Wamoyi J, Lachman J. The Furaha Adolescent Implementation Research (FAIR) Study
575 Final Report [Internet]. The Evaluation Fund Website; 2021. Available from:
576 <https://theevaluationfund.org/wp-content/uploads/2020/10/FAIR-Final-Report.pdf>
- 577 47. Department of Social Policy and Intervention. Global Parenting Initiative [Internet].
578 University of Oxford. 2022 [cited 2022 Nov 1]. Available from:
579 <https://www.spi.ox.ac.uk/global-parenting-initiative>
- 580 48. Cluver L, Shenderovich Y, Meinck F, Berezin MN, Doubt J, Ward CL, et al. Parenting,
581 mental health and economic pathways to prevention of violence against children in South
582 Africa. *Soc Sci Med*. 2020 Oct 1;262:113194.
- 583 49. Redfern A, Cluver LD, Casale M, Steinert JI. Cost and cost-effectiveness of a parenting
584 programme to prevent violence against adolescents in South Africa. *BMJ Glob Health*. 2019
585 May 1;4(3):e001147.
- 586 50. Roelen K, Devereux S, Abdul-Gafaru A, Martorano B, Palermo T, Ragno LP. How to Make
587 'Cash Plus' Work: Linking Cash Transfers to Services and Sectors [Internet]. Innocenti,
588 UNICEF Office of Research; 2017 [cited 2022 Aug 17]. (Innocenti Working Papers).

- 589 Available from: [https://www.unicef-irc.org/publications/915-how-to-make-cash-plus-work-](https://www.unicef-irc.org/publications/915-how-to-make-cash-plus-work-linking-cash-transfers-to-services-and-sectors.html)
590 [linking-cash-transfers-to-services-and-sectors.html](https://www.unicef-irc.org/publications/915-how-to-make-cash-plus-work-linking-cash-transfers-to-services-and-sectors.html)
- 591 51. Arriagada AM, Perry J, Rawlings L, Trias J, Zumaeta M. Promoting Early Childhood
592 Development through Combining Cash Transfers and Parenting Programs [Internet]. World
593 Bank, Washington, DC; 2018 [cited 2022 Aug 16]. Available from:
594 <http://hdl.handle.net/10986/30992>
- 595 52. Thurman TR, Yu S, Taylor TM. Care for Caregivers. A Psychosocial Support Model for Child
596 and Youth Care Workers Serving Orphans and Vulnerable Children in South Africa: A
597 Program Implemented by the National Association of Child Care Workers – Highly
598 Vulnerable Children Research Center [Internet]. New Orleans, LA: Tulane University School
599 of Public Health and Tropical Medicine; 2009 [cited 2022 Aug 16]. Available from:
600 [https://hvc-tulane.org/care-for-caregivers-a-psychosocial-support-model-for-child-and-youth-](https://hvc-tulane.org/care-for-caregivers-a-psychosocial-support-model-for-child-and-youth-care-workers-serving-orphans-and-vulnerable-children-in-south-africa-a-program-implemented-by-the-national-association-of-child-c/)
601 [care-workers-serving-orphans-and-vulnerable-children-in-south-africa-a-program-](https://hvc-tulane.org/care-for-caregivers-a-psychosocial-support-model-for-child-and-youth-care-workers-serving-orphans-and-vulnerable-children-in-south-africa-a-program-implemented-by-the-national-association-of-child-c/)
602 [implemented-by-the-national-association-of-child-c/](https://hvc-tulane.org/care-for-caregivers-a-psychosocial-support-model-for-child-and-youth-care-workers-serving-orphans-and-vulnerable-children-in-south-africa-a-program-implemented-by-the-national-association-of-child-c/)
- 603 53. Neudorf K, Taylor TM, Thurman TR. Tswelopele: Partnerships for Reaching Orphans and
604 Vulnerable Children in South Africa with the Heartbeat Model of Care – Highly Vulnerable
605 Children Research Center [Internet]. New Orleans, LA: Tulane University School of Public
606 Health and Tropical Medicine; 2011 [cited 2022 Aug 16]. Available from: [https://hvc-](https://hvc-tulane.org/tswelopele-partnerships-for-reaching-orphans-and-vulnerable-children-in-south-africa-with-the-heartbeat-model-of-care/)
607 [tulane.org/tswelopele-partnerships-for-reaching-orphans-and-vulnerable-children-in-south-](https://hvc-tulane.org/tswelopele-partnerships-for-reaching-orphans-and-vulnerable-children-in-south-africa-with-the-heartbeat-model-of-care/)
608 [africa-with-the-heartbeat-model-of-care/](https://hvc-tulane.org/tswelopele-partnerships-for-reaching-orphans-and-vulnerable-children-in-south-africa-with-the-heartbeat-model-of-care/)
- 609 54. Njaramba P, Byenkya T, Pillay S, Oti S, Ntsala M. Heartbeat. A Case Study [Internet].
610 Johannesburg, SA: Khulisa Management Services; 2008. Available from:
611 [https://www.measureevaluation.org/our-work/ovc/ovc-program-case-studies/ovc-case-](https://www.measureevaluation.org/our-work/ovc/ovc-program-case-studies/ovc-case-studies-sa/Heartbeat-SR0842-H2.pdf)
612 [studies-sa/Heartbeat-SR0842-H2.pdf](https://www.measureevaluation.org/our-work/ovc/ovc-program-case-studies/ovc-case-studies-sa/Heartbeat-SR0842-H2.pdf)
- 613 55. Ellsberg M, Arango DJ, Morton M, Gennari F, Kiplesund S, Contreras M, et al. Prevention of
614 violence against women and girls: what does the evidence say? *The Lancet*. 2015 Apr
615 18;385(9977):1555–66.
- 616 56. Marcus R, Kruja K, Rivett J. What are the impacts of parenting programming on
617 adolescents? [Internet]. GAGE. 2019 [cited 2021 Oct 12]. Available from:
618 [https://www.gage.odi.org/publication/what-are-the-impacts-of-parenting-programming-on-](https://www.gage.odi.org/publication/what-are-the-impacts-of-parenting-programming-on-adolescents/)
619 [adolescents/](https://www.gage.odi.org/publication/what-are-the-impacts-of-parenting-programming-on-adolescents/)
- 620 57. McGuire F, Vijayasingham L, Vassall A, Small R, Webb D, Guthrie T, et al. Financing
621 intersectoral action for health: a systematic review of co-financing models. *Glob Health*.
622 2019 Dec 18;15(1):86.
- 623 58. Burton P, Ward CL, Artz L, Leoschut L. The Optimus Study on Child Abuse, Violence and
624 Neglect in South Africa (2015) [Internet]. Cape Town: Centre for Justice and Crime
625 Prevention. 2015. Available from: [http://www.ci.uct.ac.za/overview-violence/research-](http://www.ci.uct.ac.za/overview-violence/research-bulletin/optimus-study-on-child-abuse-violence-neglect-in-SA)
626 [bulletin/optimus-study-on-child-abuse-violence-neglect-in-SA](http://www.ci.uct.ac.za/overview-violence/research-bulletin/optimus-study-on-child-abuse-violence-neglect-in-SA)

627

628

629 **Supporting Information.**

630 **S1 Appendix.** CHEERS Checklist.

631 **S2 Appendix.** Description of hypothesised interventions, their duration, and staffing structure.

632 **S3 Appendix.** Summary of data sources used to estimate the effectiveness and cost of selected
633 interventions.

634 **S4 Appendix.** Synthesis of the effect of Cash Grants on Household Food Insecurity Access Scale
635 (HFIAS) from selected studies in Sub-Saharan Africa.

636 **S5 Appendix.** Assumptions about the modelled annual decay in intervention effectiveness and
637 exit rates.

638 **S6 Appendix.** Estimated DALY per case of physical, emotional, and sexual abuse.

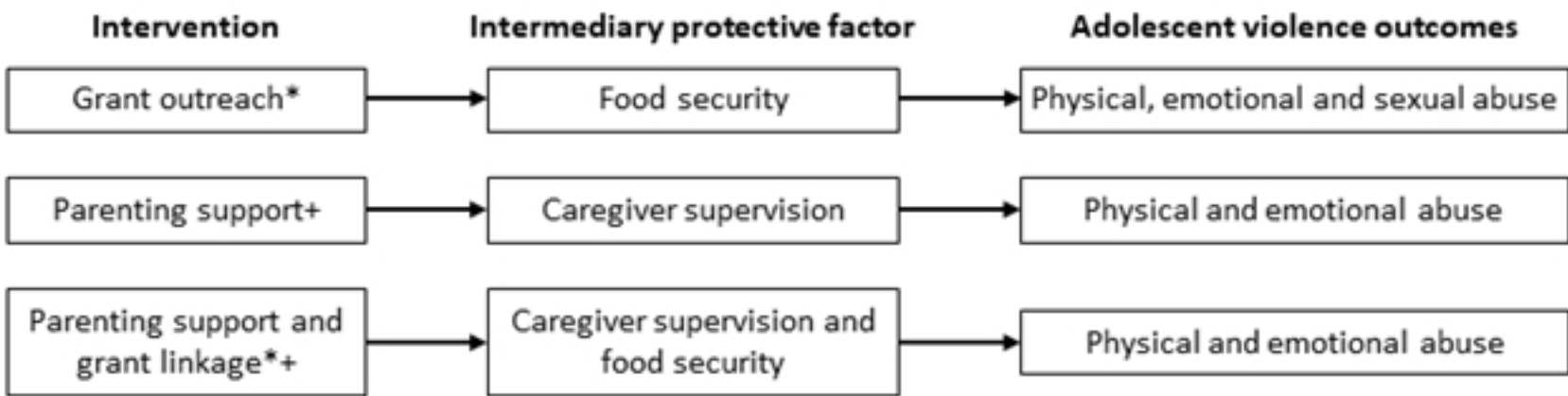
639 **S7 Appendix.** Sensitivity analysis of the effect of cash transfers on food security in South Africa
640 using data from the 2018 General Household Survey.

641 **S8 Appendix.** Average and Incremental Cost Effectiveness Ratios.

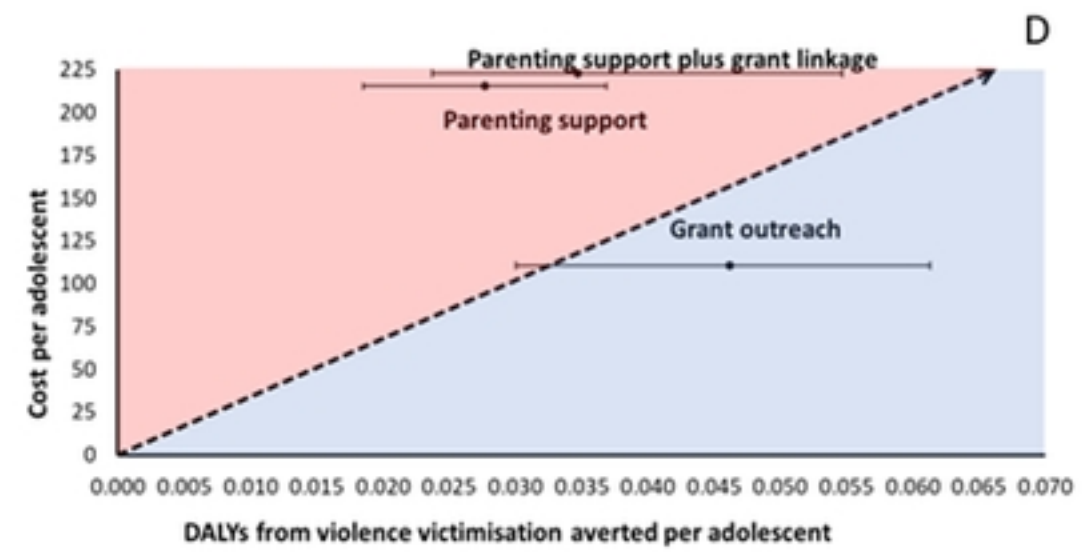
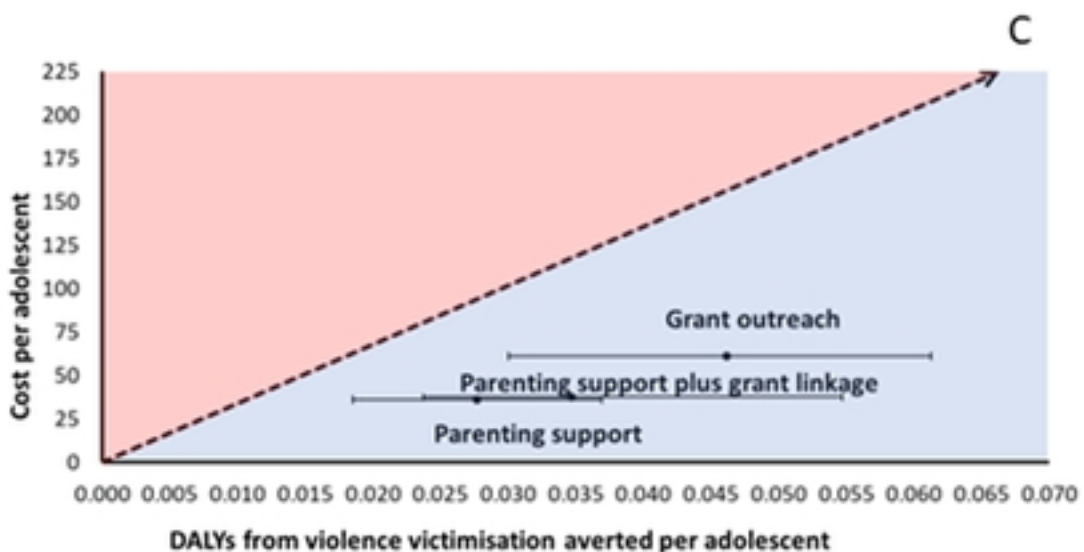
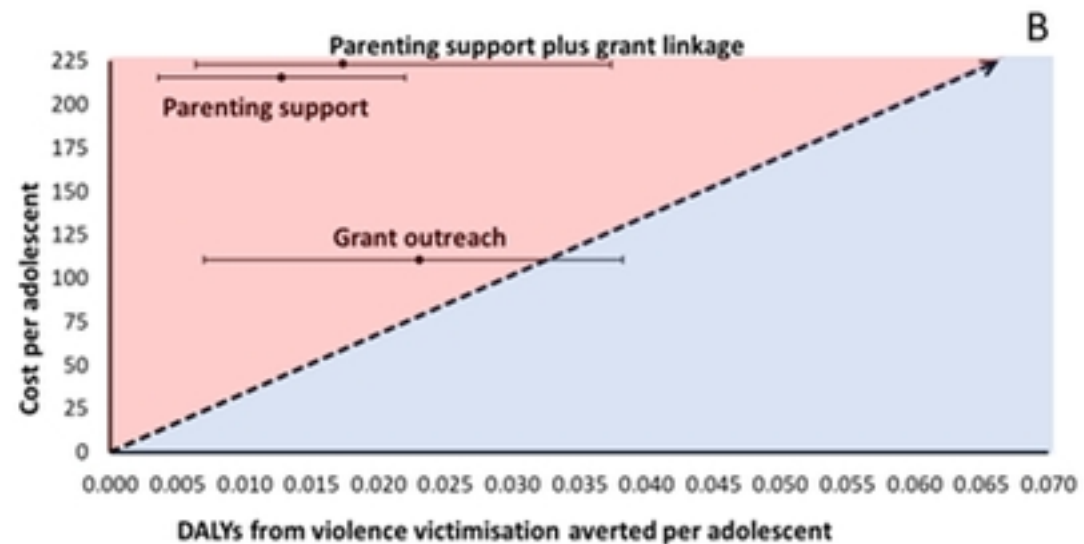
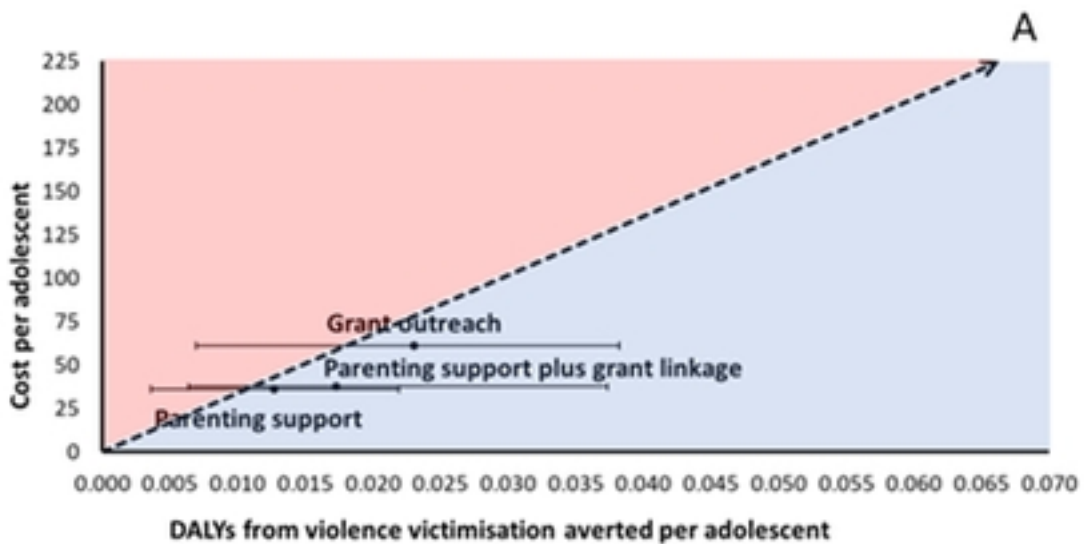
642 **S9 Appendix.** Cost-effectiveness plane scatter plots of costs per adolescent over effectiveness
643 (in DALYs averted) for four scenarios with the SA GDP per capita as the willingness-to-pay
644 threshold at: A) Population-average prevalence of violence and routine service delivery costs, B)
645 Population-average prevalence of violence and trial-based costs, C) High prevalence of violence
646 and routine service delivery costs, and D) High prevalence of violence and trial-based costs.

647 **S10 Appendix.** Cost-effectiveness plane scatter plots of costs per adolescent over effectiveness
648 (in DALYs averted) for four scenarios with the SA-specific threshold per capita as the
649 willingness-to-pay threshold at: A) Population-average prevalence of violence and routine

- 650 service delivery costs, B) Population-average prevalence of violence and trial-based costs, C)
- 651 High prevalence of violence and routine service delivery costs, and D) High prevalence of
- 652 violence and trial-based costs.



Figure



Figure