



## 25 **Abstract**

## 26 **Background**

27 In many developed countries, the scope of community pharmacy services has extended to deliver  
28 more advanced applications. Unlike the traditional practice focusing on pharmaceutical sales,  
29 extended community pharmacy services (ECPSs) are patient-centred, typically offered by specialised  
30 healthcare centres, which improve public health, reduce pressure imposed on healthcare professionals  
31 and rationalise the health system expenditure. However, several studies have revealed that community  
32 pharmacies (CPs) provide only marginalised services. Therefore, a public review is crucial for  
33 effectively utilising such healthcare-complementary professional services. This study explores CPs  
34 utilisation among the Saudi public in terms of knowledge, attitudes, and barriers towards ECPSs.

## 35 **Materials and Methods**

36 A cross-sectional web-based survey of a non-probability sample was conducted between October and  
37 December 2021. Numerical and graphical descriptive statistics were employed with an additional  
38 analytical assessment using binary logistic regression for the association between characteristics of  
39 participants and barriers to utilising ECPSs.

## 40 **Results**

41 A total of 563 subjects participated, of which about 33% considered CPs the first place to visit if they  
42 have medication concerns. Most were unfamiliar with medication therapy management and health  
43 screening services (77%%, and 68%, respectively). Pharmacy clinics for receiving private counselling  
44 and electronic patients' medical records were unknown facilities to them (79% and 63%,  
45 respectively). A substantial portion considered the lack of privacy (58%) and inadequate  
46 communication with the community pharmacists (56%) as key barriers. The logistic regression  
47 analysis revealed that the underdeveloped infrastructure of CPs was significantly associated with  
48 almost all factors. Privacy issues concerned females, highly educated and high-income individuals,  
49 and those with health insurance. In addition, low socio-economic status, subjects with special needs or

50 chronic diseases, non-health insured and smokers were less likely to utilise the ECPSs due to  
51 economic reasons.

## 52 **Conclusions**

53 The most public was under-utilised services and facilities. Positive attitudes were associated with  
54 public concerns regarding their privacy and the cost of services. In line with the Saudi vision 2030,  
55 supporting CPs and increasing public awareness towards ECPSs will have significant public health  
56 implications.

57

58

## 59 **Introduction**

60 Pharmaceutical care can directly and comprehensively address public health needs. It is “the  
61 pharmacist’s contribution to the care of individuals in order to optimise medicines use and  
62 improve health outcomes” [1]. Through this approach, community pharmacies (CPs) can  
63 assist other healthcare professionals in providing more adequate services focusing on patient-  
64 centred care [2]. These CPs services have been categorised by the United Kingdom National  
65 Health Services (NHS) into “essential” and “advanced” [3, 4]. Essential services focus on  
66 medication dispensing and public health promotion, while advanced services are of extended  
67 community pharmacy services (ECPSs) nature provided in addition to the routine essential  
68 services [5]. Furthermore, ECPSs may be applied via CPs to carry out health services usually  
69 provided by other healthcare professionals (e.g., general practitioners and nurses) [6]. These  
70 services may include vaccinations for seasonal flu, a smoking cessation program, health  
71 screening (e.g., blood pressure level, blood glucose level, lipids level and bodyweight  
72 measurement), medicines use review (medication therapy management) and others[4].

73

74 However, CPs' infrastructure demands well-equipped facilities to ensure efficient service  
75 delivery. In the context of this study, the CPs facility refers to any equipment that  
76 professionally facilitates CPs practice. These facilities may include automated medication  
77 dispensing systems, electronic prescription systems, and medical records systems. In  
78 addition, the use of health screening devices in pharmacy clinics for private regular-  
79 documented follow-ups.

80

81 Based on published reports, mortality and morbidity rates caused by chronic non-  
82 communicable diseases can be reduced by early detection through health screening and  
83 regular follow-up within CPs [7-9]. Therefore, ECPSs are a more comprehensive approach  
84 which aims to improve public health outcomes, reduce the burden on other primary care  
85 settings and rationalise the health system expenditure [10]. Nevertheless, the pharmaceutical  
86 care framework assumes a successful patient-pharmacist partnership [11]. This fundamental  
87 framework is built on caring, trust, good communication, and coordination [12]. Furthermore,  
88 patients with long-term health conditions, which entails regular presentation at the healthcare  
89 management, are more amenable to receiving care through CPs than seeking physicians'  
90 consultation, primarily due to accessibility and ease of use [13].

91

92 Despite the vast array of ECPSs, these services remain under-utilised by many patients who  
93 merely rely on essential services. Several studies call for further assessment of public  
94 knowledge of ECPSs, which are minimally provided in some countries [14]. For example, the  
95 pharmaceutical care concept in the Middle East still needs to be better defined, as well as  
96 facing challenges when implementing ECPSs [15]. In Saudi Arabia (SA), pharmacy is  
97 considered a professional career pathway despite mounting evidence suggesting that CPs are

98 not well equipped to deliver such services [16]. Nevertheless, research on the general public  
99 view about CPs' role remains a gap in SA [17], which hinders effective public health  
100 policymaking. Therefore, this study aims to explore the perceptions of the public as a key  
101 stakeholder in this overall healthcare service process, including patients and users of CPs in  
102 SA, with an emphasis on; a) identifying patterns of CPs utilisation, b) describing knowledge,  
103 attitudes, and the degree of importance towards selected ECPSs and CPs' facilities, and c)  
104 determining any perceived barriers, which could prevent them from attaining ECPSs.

105

## 106 **Materials and Methods**

107 This is a cross-sectional survey using an online self-administered questionnaire conducted in  
108 SA. Permission for conducting the study was obtained from the Ethical Research Committee  
109 at the Saudi Ministry of Health (MOH), Riyadh (Central IRB log No: 21-56E, June 2021).

110

### 111 **Survey instrument**

112 A literature search was performed to identify research articles with relevant objectives to this  
113 study. A modified questionnaire was developed using pre-validated survey items to  
114 correspond adequately with the Saudi context [6, 9, 14, 18-20]. The ECPSs included in this  
115 study were identified in light of a previously published international systematic review of  
116 expanded practice in CPs [21].

117

118 Three local staff with multidiscipline within public health, pharmacy, and nursing revised the  
119 face and content of the survey for validity. The final version was translated into Arabic by an  
120 expert translator using forward-backwards methods until an agreement was reached. The

121 questionnaire was pilot tested on a convenience sample of 33 subjects who were not part of  
122 the main study to ensure all questions were explicit. Their feedback was considered for  
123 required amendments before the final distribution. Internal consistency was measured by  
124 Cronbach's alpha test, which resulted in an acceptable reliability coefficient of 0.78 (non-  
125 standardised items).

126

127 The electronic survey included a brief introduction to the study's aim and informed consent  
128 before participating. Respondents were accordingly asked for permission to use their  
129 responses anonymously and confidentially. The survey comprised the following five  
130 domains, including 18 closed-ended items: a) characteristics of participants, b) patterns of  
131 CPs utilisation, c) knowledge of ECPSs and CPs' facilities, including the degree of  
132 importance, d) attitudes towards ECPSs, and e) barriers to using ECPSs (S1 File).

133

## 134 **Sample recruiting and study setting**

135 The total Saudi population is around 34 million inhabitants living across 13 provinces,  
136 according to the 2019 Saudi General Authority for Statistics [22]. Therefore, the non-  
137 probability convenience sampling technique was adopted based on a sample size estimate  
138 generated by the online calculator (Raosoft Inc.) [23].

139

140 At least 385 participants were needed to maintain a 95% confidence interval with a 5%  
141 margin of error for a proportion of 50%. A larger sample size was targeted at the population  
142 of Al Baha, Makkah, and Najran provinces, to account for any missing information that can

143 be expected when using such online tools. All individuals who speak Arabic, are over 18  
144 years old, and use CPs were included in this study.

145

146 By the COVID-19 pandemic restrictions imposed in 2021, an online approach utilising the  
147 SurveyMonkey platform was used. An electronic link to the survey was distributed via the  
148 WhatsApp messenger application, and a snowball recruitment technique was used over three  
149 months, starting from the 1<sup>st</sup> of October until the end of December 2021.

150

## 151 **Data management and statistical analysis**

152 All collected data were cleaned, coded, and analysed using STATA, version 17. Numerical  
153 and graphical descriptive statistics were employed. Frequencies and percentages were used to  
154 illustrate characteristics of participants, patterns of CPs utilisation, knowledge of ECPSs and  
155 CPs' facilities, and barriers to using ECPSs. In contrast, the degree of importance and  
156 attitudes were measured using the 5-Likert scale and then collapsed into the 3-Likert scale for  
157 the analysis to describe the public's responses more clearly. Furthermore, the degree of  
158 importance (extremely important/ important = 3, neutral = 2, and not important at all/ not  
159 important =1), while the public attitudes (strongly agree/agree = 3, neutral = 2, and strongly  
160 disagree/disagree =1).

161

162 Additional analytical assessment using logistic regression to explore the association between  
163 characteristics of participants and barriers to utilising services. Furthermore, barriers were  
164 measured in percentages and later transformed into binary outcomes to fit the probability  
165 estimates by logistic regression. For instance, respondents who selected the lack of a

166 pharmacy clinic as a barrier converted to (1) and those who did not select it were assigned  
167 null (0). Crude and adjusted logistic regression modelling and the likelihood ratio test of a  
168 forward-wise model-building approach were used, and all tests maintained  $\leq 5\%$  as a  
169 significant level [24]. All potential confounders from the background and characteristics have  
170 been assessed in the model.

171

## 172 **Results**

### 173 **Characteristics of participants**

174 A total of 563 participants consented and were accordingly included in this study. Among  
175 them, 68% were males, and 96% were Saudi citizens. Married respondents constituted the  
176 majority (66%), and the age group 36 – 45 years old represented the majority (32%)  
177 compared to other groups. More than half of the study sample hold a university degree  
178 (55%), while 64% were employed, and 52% earned  $\leq 12000$  in Saudi Riyal per month.  
179 Regarding health conditions, 2% of the participants had special needs, 26% were current or  
180 previous smokers, and 31% had at least one chronic disease, with only 26 % possessing  
181 health insurance. Characteristics of participants are described in Table 1.

182

183

184

185

186

187



188 **Table 1. Descriptive statistics of characteristics of participants in Saudi Arabia, N = 563**

| Variables                           | Frequency | (%)     |
|-------------------------------------|-----------|---------|
| <b>Gender</b>                       |           |         |
| Male                                | 384       | (68.21) |
| Female                              | 179       | (31.79) |
| <b>Citizenship</b>                  |           |         |
| Saudi                               | 538       | (95.56) |
| Non-Saudi                           | 25        | (4.44)  |
| <b>Marital status</b>               |           |         |
| Married                             | 374       | (66.43) |
| Single and other *                  | 189       | (33.57) |
| <b>Age group</b>                    |           |         |
| 18 – 25                             | 124       | (22.02) |
| 26 – 35                             | 133       | (23.62) |
| 36 – 45                             | 178       | (31.62) |
| ≥ 46 *                              | 128       | (22.74) |
| <b>Educational level</b>            |           |         |
| ≤ High school and Diploma *         | 136       | (24.15) |
| University degree                   | 311       | (55.25) |
| Postgraduate degree (MSc and PhD) * | 116       | (20.60) |
| <b>Job status</b>                   |           |         |
| Employed                            | 361       | (64.12) |
| Unemployed and Retired *            | 202       | (35.88) |
| <b>Monthly income in SR</b>         |           |         |
| ≤ 12000 *                           | 291       | (51.69) |
| 12001 – 18000 *                     | 134       | (23.80) |
| > 18001*                            | 82        | (14.56) |
| Undisclosed                         | 56        | (9.95)  |
| <b>Health insurance</b>             |           |         |
| Yes                                 | 145       | (25.75) |
| No                                  | 418       | (74.25) |
| <b>Special need</b>                 |           |         |
| Yes                                 | 9         | (1.60)  |
| No                                  | 554       | (98.40) |
| <b>Smoking status</b>               |           |         |
| Previous and current smokers *      | 149       | (26.47) |
| Non-smoker                          | 414       | (73.53) |
| <b>Associated chronic diseases</b>  |           |         |
| Yes *                               | 172       | (30.55) |
| No                                  | 391       | (69.45) |

\* Groups were collapsed

Abbreviations: SR: Saudi Riyal, MSc: Master of Science, PhD: Doctor of Philosophy

189

## 190 **Public patterns of CPs utilisation**

191

192 All study participants have been asked about the first place they visit to seek health advice

193 when a minor ailment arises (e.g., headaches, dyspepsia, acute cough, or influenza). Results

194 revealed that the Primary Health Care Centre (PHCC) was the first place to get health advice

195 (29%), followed by CPs (27%).

196

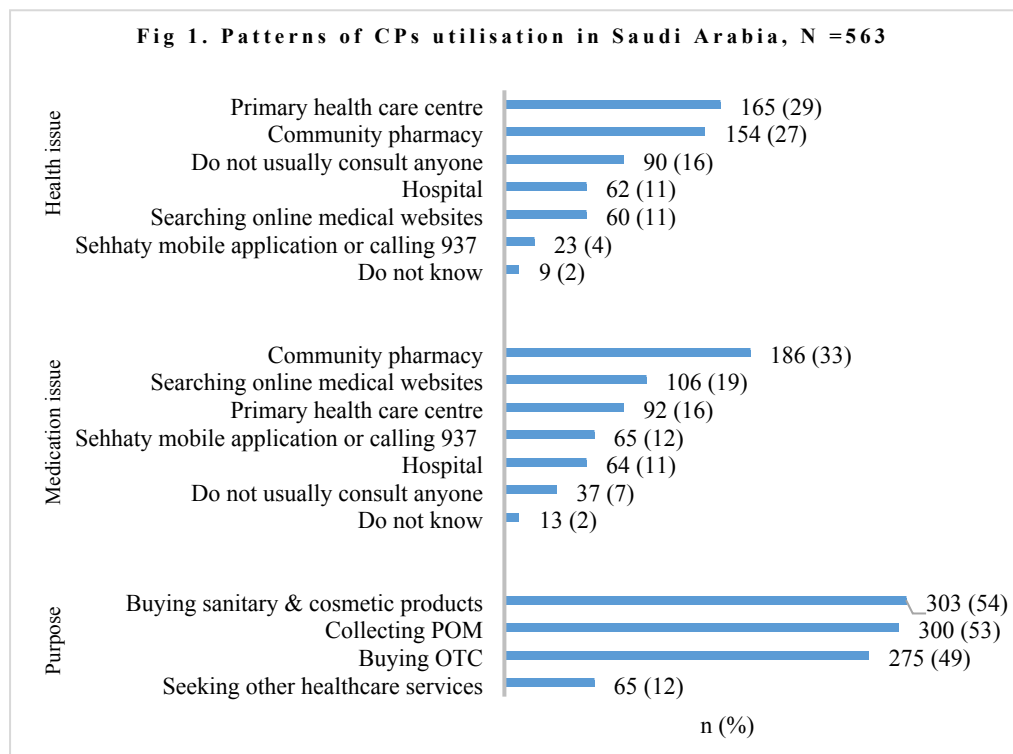
197 Also, they have been asked about the first place to visit for any medication concerns (e.g.,  
198 doubts about dosage, indications, adverse effects, or how it is used). One-third of the  
199 participants considered CPs the first place to visit (33%). Interestingly, 19 % of them  
200 searched online medical websites for the same reason, while 16% visited PHCC.

201  
202

203 Participants then reported one or more purposes of their visits to CPs during the last year.  
204 Nearly 54% was mainly for purchasing sanitary and cosmetic products, 53% for collecting  
205 prescription only medicine (POM) compared to 49% for buying over the counter medication  
206 (OTC), and only 12% for seeking other healthcare services. See Fig 1.

207  
208

**Fig 1. Public patterns of community pharmacies utilisation in Saudi Arabia, N =563**



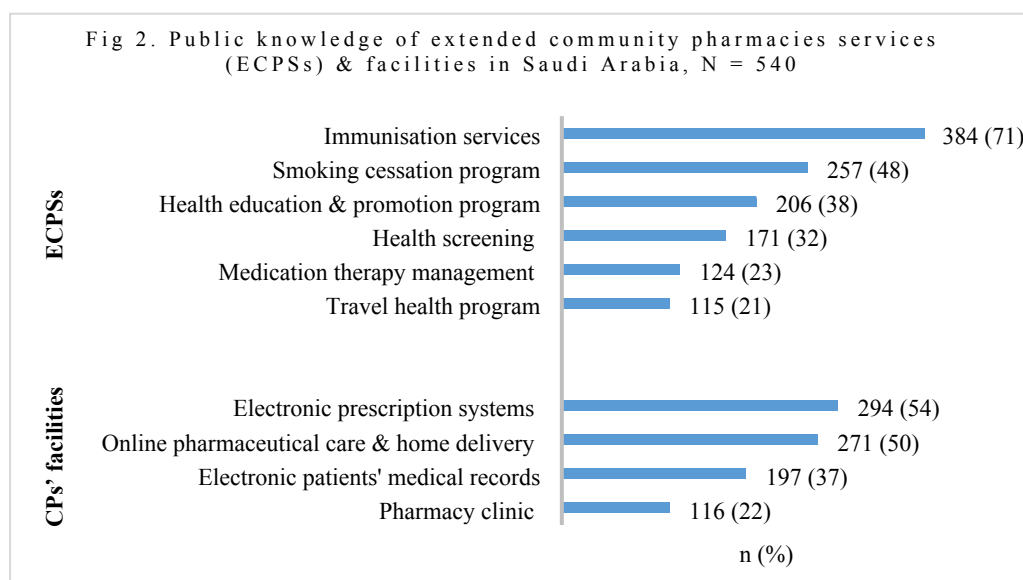
209

## 210 Public knowledge of ECPSs and CPs' facilities

211 Out of 563 respondents, 540 (96%) stated to what extent they are knowledgeable about  
212 ECPSs and CPs' facilities. However, most respondents do not know whether ECPSs exist or  
213 utilise facilities. Amongst selected services, travel health program was known to only (21%),  
214 medication therapy management (23%), health screening (32%), health education and  
215 promotion program (38%), and smoking cessation program (48%). In comparison, the  
216 immunisation service was quite known by most respondents (71%).

217 Regarding CPs' facilities, the pharmacy clinic to receive private counselling in a designed  
218 closed area and electronic patients' medical records were known to only a few respondents  
219 (21%, and 36%, respectively). In contrast, an electronic prescription system (e.g., Wasfaty: a  
220 national prescription system linked to CPs) and online pharmaceutical care, including  
221 prescription delivery, were quite known by half of the respondents (54% and 50%,  
222 respectively). See Fig 2.

223 Fig 2. Public knowledge of extended community pharmacies services and facilities in Saudi Arabia, N = 540



224

## 225 **The degree of importance of ECPSs and CPs' facilities**

226 Out of 563 participants, 540 (96%) rated the degree of importance of these services and  
 227 facilities at a critically high level. Providing immunisation services as ECPSs and utilising  
 228 electronic patients' medical records as a facility were the most important according to the  
 229 public (88% and 86%, respectively). More details are presented in Table 2.

230 **Table 2. The degree of importance of ECPSs and CPs' facilities by public of Saudi Arabia, N = 540**

| <b>Extended Community Pharmacies Services</b>   | <b>Important<sup>a</sup><br/>n (%)</b> | <b>Neutral<br/>n (%)</b> | <b>Not<br/>Important<sup>b</sup><br/>n (%)</b> |
|---|--|--------------------------|--|
| Immunisation service                            | 473 (87.59)                            | 45 (08.33)               | 22 (4.07)                                      |
| Smoking cessation program                       | 471 (87.22)                            | 43 (07.96)               | 26 (4.81)                                      |
| Health education and promotion program          | 465 (86.11)                            | 54 (10.00)               | 21 (3.89)                                      |
| Medication therapy management                   | 463 (85.74)                            | 53 (09.81)               | 24 (4.44)                                      |
| Health screening service                        | 457 (84.63)                            | 56 (10.37)               | 27 (5.00)                                      |
| Travel health program                           | 433 (80.19)                            | 71 (13.15)               | 36 (6.67)                                      |
| <b>Community pharmacies' facilities</b>         |  |                          |  |
| Electronic patient's medical record             | 465 (86.11)                            | 56 (10.37)               | 19 (3.52)                                      |
| Online pharmaceutical care & home delivery      | 465 (86.11)                            | 53 (09.81)               | 22 (4.07)                                      |
| Electronic prescription systems (e.g., Wasfaty) | 464 (85.93)                            | 52 (09.63)               | 24 (4.44)                                      |
| Pharmacy clinic *                               | 443 (82.04)                            | 64 (11.85)               | 33 (6.11)                                      |

The 5-point Likert scales were collapsed into:

<sup>a</sup> (an extremely important/ important), neutral, <sup>b</sup> (not important at all/ not important)

\*A closed area inside the community pharmacy for private counselling and regular follow-up

231

232

## 233 **Public attitudes towards ECPSs**

234 Out of 563 participants, 535 (95%) stated their attitudes. About 84% recommended  
 235 implementing ECPSs, of which 71% thought that CPs could offer similar services to other  
 236 healthcare centres, and 66% trusted that community pharmacists are adequately qualified to  
 237 deliver ECPSs. However, if some of these services are chargeable, 31% were willing to pay,  
 238 while 35 % were in a neutral position. Table 3 shows more details about public attitudes.

239

240 **Table 3. Public attitudes towards ECPSs in Saudi Arabia, N = 535**

| Statements                                     | Agree <sup>a</sup><br>n (%) | Neutral<br>n (%) | Disagree <sup>b</sup><br>n (%) |
|--|-----------------------------|------------------|--------------------------------|
| I recommend the ECPSs implementation           | 447 (83.55)                 | 66 (12.34)       | 22 (4.11)                      |
| CPs could provide ECPSs like other clinics     | 379 (70.84)                 | 101 (18.88)      | 55 (10.28)                     |
| If any ECPS is implemented, I will register    | 378 (70.65)                 | 132 (24.67)      | 25 (4.67)                      |
| Pharmacists are qualified to provide ECPSs     | 351 (65.61)                 | 134 (25.05)      | 50 (9.35)                      |
| If some ECPSs are paid the price, I will pay   | 167 (31.21)                 | 187 (34.95)      | 181 (33.83)                    |
| Current traditional services in CPs are enough | 145 (27.10)                 | 147 (27.48)      | 243 (45.42)                    |

The 5-point Likert scales were collapsed into:

<sup>a</sup> (strongly agree/agree), neutral, <sup>b</sup> (strongly disagree/disagree)

Abbreviations:

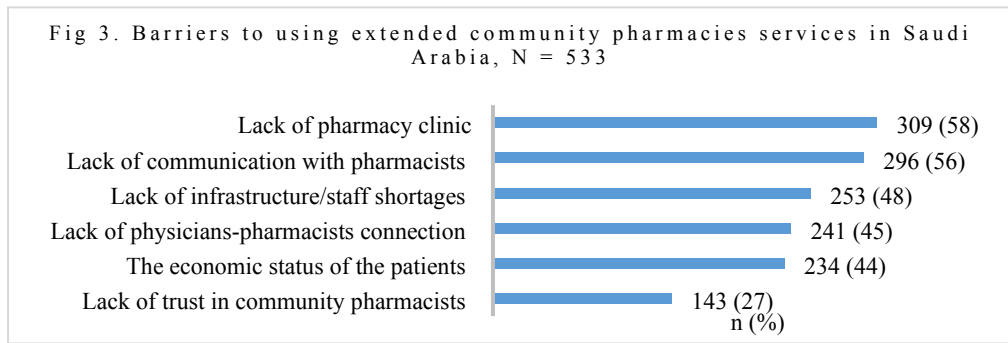
ECPSs: Extended Community Pharmacies Services, CPs: Community Pharmacies

241

## 242 **Barriers to using ECPSs**

243 Out of 563 participants, 533 (95%) selected at least one or more barriers that may prevent  
244 them from using ECPSs. More than half of respondents considered the lack of a pharmacy  
245 clinic inside CPs to receive private counselling a key barrier (58%). Another half attributed it  
246 to the inability to communicate adequately with the community pharmacists (56%). At the  
247 same time, other participants saw the lack of interprofessional connection between physicians  
248 and community pharmacists to discuss their health conditions as a barrier (45%). In addition,  
249 nearly half of CPs users believed that the underdeveloped infrastructure of CPs and staff  
250 shortages are barriers to providing these services (47%). The economic status of patients was  
251 another barrier (44%), while only 27 % considered the lack of trust in community  
252 pharmacists as a barrier. Fig. 3 illuminates barriers arranged to form the highest rated to the  
253 lowest.

254 **Fig 3. Barriers to using extended community pharmacies services in Saudi Arabia, N = 533**



255

256

257 According to the logistic regression analysis, four barriers were statistically associated with  
258 multiple backgrounds and characteristics of the respondents. No significant association was  
259 observed for the lack of physicians-community pharmacists connection and patients-  
260 community pharmacist communication.

261

262 The underdeveloped CPs' infrastructure, including staff shortage was significantly associated  
263 with almost all factors, while the lack of pharmacy clinics was significantly associated with  
264 age groups and job status. Moreover, females, individuals with high educational levels and  
265 incomes, with health insurance, nonchronic disease and previous and current smokers were  
266 more likely to be concerned about their privacy in the lack of pharmacy clinics.

267

268 The lack of trust in community pharmacists was associated with gender, monthly income,  
269 smoking habit, and first places to visit asking about health or medication issues. Furthermore,  
270 married individuals, age groups between 26 – 45 years old, individuals with  $\geq$  a university  
271 degree, with health insurance and chronic disease, and with no special needs were less likely  
272 to trust community pharmacists.

273

274 The patient's economic status was significantly associated with the respondent's marital  
275 status and smoking habit. Furthermore, males, age groups  $\geq 26$  years old, individuals with  $\leq$   
276 diploma degree, 12001 – 18000 monthly incomes, non-health insured, special needs, and  
277 chronic diseases were more likely to consider the cost of ECPSs.

278

279 Table 4 illustrates the analytical assessment of barriers to using ECPSs by different  
280 background and characteristics factors.

**Table 4. Crude and adjusted logistic regression of the association between barriers to using ECPSs and characteristics of participants in Saudi Arabia. N = 533**

| Variables (Reference)   | Infrastructure/ staff shortage |   | Lack of pharmacy clinic      |   | Lack of trust in pharmacists |   | Patient's economic status    |   |
|---|--------------------------------|---|------------------------------|---|------------------------------|---|------------------------------|---|
|   | COR<br>(95% CI)                | AOR<br>(95% CI)                           | COR<br>(95% CI)              | AOR<br>(95% CI)                           | COR<br>(95% CI)              | AOR<br>(95% CI)                           | COR<br>(95% CI)              | AOR<br>(95% CI)                           |
| <b>Gender (Males)</b>   |                                |   |                              |   |                              |   |                              |   |
| Female  | <b>0.61</b><br>(0.42 – 0.90)   | <b>0.61</b><br>(0.42 – 0.90) <sup>a</sup> | 1.24<br>(0.86 – 1.79)        | 1.24<br>(0.85 – 1.78) <sup>a</sup>        | <b>0.63</b><br>(0.41 – 0.98) | <b>0.63</b><br>(0.41 – 0.97) <sup>a</sup> | 0.80<br>(0.52 – 1.10)        | 0.75<br>(0.52 – 1.09) <sup>a</sup>        |
| <b>Marital status (Married)</b>                                   |                                |   |                              |   |                              |   |                              |   |
| Single and other <sup>*</sup>                                     | <b>0.60</b><br>(0.42 – 0.86)   | <b>0.58</b><br>(0.40 – 0.84) <sup>g</sup> | 1.17<br>(0.81 – 1.68)        | 0.94<br>(0.63 – 1.40) <sup>b</sup>        | 0.87<br>(0.60 – 1.30)        | 0.87<br>(0.57 – 1.32) <sup>d</sup>        | <b>0.70</b><br>(0.46 – 0.96) | <b>0.67</b><br>(0.46 – 0.96) <sup>d</sup> |
| <b>Age group: (18 – 25)</b>                                       |                                |   |                              |   |                              |   |                              |   |
| 26 – 35   | <b>1.68</b><br>(1.00 – 2.80)   | <b>1.70</b><br>(1.01 – 2.84) <sup>a</sup> | <b>1.81</b><br>(1.08 – 3.01) | <b>1.81</b><br>(1.08 – 3.02) <sup>a</sup> | 1.20<br>(0.70 – 2.00)        | 1.16<br>(0.66 – 2.03) <sup>a</sup>        | 1.18<br>(0.72 – 1.96)        | 1.18<br>(0.71 – 1.96) <sup>a</sup>        |
| 36 – 45   | <b>2.30</b><br>(1.42 – 3.73)   | <b>2.47</b><br>(1.51 – 4.04)              | 1.20<br>(0.75 – 1.92)        | 1.23<br>(0.77 – 1.97)                     | 1.30<br>(0.80 – 2.15)        | 1.35<br>(0.79 – 2.29)                     | 1.21<br>(0.80 – 2.00)        | 1.25<br>(0.77 – 2.02)                     |
| > 46 <sup>*</sup>   | <b>2.10</b><br>(1.24 – 3.60)   | <b>2.03</b><br>(1.20 – 3.46)              | 1.31<br>(0.77 – 2.18)        | 1.29<br>(0.77 – 2.16)                     | 0.71<br>(0.40 – 1.32)        | 0.69<br>(0.37 – 1.27)                     | 1.10<br>(0.70 – 1.87)        | 1.09<br>(0.64 – 1.83)                     |
| <b>Educational level (<math>\leq</math> Diploma) <sup>*</sup></b> |                                |   |                              |   |                              |   |                              |   |
| University degree   | 0.83<br>(0.54 – 1.26)          | 0.86<br>(0.56 – 1.32) <sup>a</sup>        | 0.98<br>(0.64 – 1.49)        | 0.92<br>(0.61 – 1.42) <sup>b</sup>        | 1.23<br>(0.80 – 2.00)        | 1.24<br>(0.76 – 2.04) <sup>d</sup>        | 0.90<br>(0.60 – 1.38)        | 0.90<br>(0.59 – 1.38) <sup>d</sup>        |
| Postgraduate degree (MSc, PhD) <sup>*</sup>                       | <b>1.72</b><br>(1.03 – 2.87)   | <b>1.70</b><br>(1.02 – 2.86)              | 1.57<br>(0.89 – 1.81)        | 1.32<br>(0.76 – 2.28)                     | 1.40<br>(0.80 – 2.50)        | 1.33<br>(0.74 – 2.40)                     | 0.93<br>(0.60 – 1.60)        | 0.90<br>(0.53 – 1.50)                     |
| <b>Job status (Employed)</b>                                      |                                |   |                              |   |                              |   |                              |   |
| Unemployed and retired <sup>*</sup>                               | <b>0.58</b><br>(0.41 – 0.84)   | <b>0.60</b><br>(0.41 – 0.86) <sup>a</sup> | <b>0.60</b><br>(0.42 – 0.86) | <b>0.61</b><br>(0.43 – 0.87) <sup>a</sup> | 0.80<br>(0.51 – 1.16)        | 0.83<br>(0.55 – 1.26) <sup>d</sup>        | 1.00<br>(0.71 – 1.50)        | 1.24<br>(0.83 – 1.84) <sup>e</sup>        |
| <b>Monthly income in SR (12001 – 18000) <sup>*</sup></b>          |                                |   |                              |   |                              |   |                              |   |
| $\leq$ 12000 <sup>*</sup>   | <b>0.60</b><br>(0.39 – 0.92)   | 0.64<br>(0.41 – 1.00) <sup>d</sup>        | 0.69<br>(0.45 – 1.06)        | 0.83<br>(0.52 – 1.30) <sup>b</sup>        | 0.90<br>(0.54 – 1.42)        | 1.0<br>(0.60 – 1.64) <sup>d</sup>         | 0.76<br>(0.50 – 1.20)        | 0.80<br>(0.52 – 1.24) <sup>d</sup>        |
| > 18001 <sup>*</sup>  | 1.24<br>(0.70 – 2.19)          | 1.30<br>(0.73 – 2.31)                     | 1.04<br>(0.58 – 1.87)        | 1.07<br>(0.60 – 1.92)                     | <b>1.91</b><br>(1.10 – 3.50) | <b>2.11</b><br>(1.14 – 3.88)              | 0.73<br>(0.42 – 1.30)        | 0.75<br>(0.43 – 1.33)                     |

Barriers to the lack of physicians-community pharmacists connection and lack of patients-pharmacists communication are not shown in this table due to no significant association.

<sup>\*</sup> Groups were collapsed.

**Bold** is significant at P value  $\leq$  0.05

Abbreviations: COR: Crude Odd Ratio, AOR: Adjusted Odd Ratio, CI: Confidence Interval, SR: Saudi Riyal

a, adjusted for standard characteristics (sex/ age)    d, adjusted for smoking status    g, adjusted for the first place to visit seeking health advice: don't usually consult anyone  
b, adjusted for job status    e, adjusted for marital status



282 Table 4. (continued)

| Variables (Reference)   | Infrastructure/ staff shortage      |  | Lack of pharmacy clinic |                                    | Lack of trust in pharmacists        |  | Patient's economic status           |  |
|---|-------------------------------------|--|-------------------------|------------------------------------|-------------------------------------|--|-------------------------------------|--|
|   | COR<br>(95% CI)                     | AOR<br>(95% CI)                                  | COR<br>(95% CI)         | AOR<br>(95% CI)                    | COR<br>(95% CI)                     | AOR<br>(95% CI)                                  | COR<br>(95% CI)                     | AOR<br>(95% CI)                                  |
| <b>Health insurance (insured)</b>   |                                     |  |                         |                                    |                                     |  |                                     |  |
| Non insured   | 0.66<br>(0.45 – 1.00)               | <b>0.63</b><br><b>(0.41 – 0.96)</b> <sup>c</sup> | 0.93<br>(0.63 – 1.38)   | 0.96<br>(0.64 – 1.42) <sup>b</sup> | 0.70<br>(0.46 – 1.07)               | 0.73<br>(0.48 – 1.13) <sup>d</sup>               | 1.10<br>(0.72 – 1.56)               | 1.09<br>(0.74 – 1.62) <sup>d</sup>               |
| <b>Special need: (No)</b>   |                                     |  |                         |                                    |                                     |  |                                     |  |
| Yes   | 1.48<br>(0.33 – 6.70)               | 1.59<br>(0.34 – 7.24) <sup>c</sup>               | 0.97<br>(0.21 – 4.36)   | 1.03<br>(0.23 – 4.67) <sup>c</sup> | 0.50<br>(0.10 – 3.80)               | 0.37<br>(0.04 – 3.25) <sup>d</sup>               | 1.71<br>(0.38 – 7.74)               | 1.78<br>(0.39 – 8.12) <sup>e</sup>               |
| <b>Smoking status (Non – smokers)</b>                                     |                                     |  |                         |                                    |                                     |  |                                     |  |
| Previous and current smokers *  | <b>1.70</b><br><b>(1.13 – 2.50)</b> | <b>1.67</b><br><b>(1.10 – 2.54)</b> <sup>c</sup> | 1.24<br>(0.84 – 1.85)   | 1.18<br>(0.79 – 1.76) <sup>b</sup> | <b>2.30</b><br><b>(1.5 – 3.44)</b>  | <b>2.14</b><br><b>(1.38 – 3.31)</b> <sup>c</sup> | <b>1.60</b><br><b>(1.10 – 2.36)</b> | <b>1.60</b><br><b>(1.07 – 2.35)</b> <sup>e</sup> |
| <b>Chronic disease (Nonchronic)</b>                                       |                                     |  |                         |                                    |                                     |  |                                     |  |
| Yes *   | 1.20<br>(0.83 – 1.74)               | 1.21<br>(0.83 – 1.77) <sup>b</sup>               | 0.78<br>(0.54 – 1.14)   | 0.82<br>(0.55 – 1.22) <sup>c</sup> | 1.23<br>(0.81 – 1.85)               | 1.26<br>(0.82 – 1.91) <sup>d</sup>               | 1.10<br>(0.76 – 1.60)               | <b>1.11</b><br><b>(1.08 – 2.36)</b> <sup>d</sup> |
| <b>The first place to visit seeking health advice (Other options) *</b>   |                                     |  |                         |                                    |                                     |  |                                     |  |
| PHCC  | 0.78<br>(0.53 – 1.14)               | 0.72<br>(0.60 – 1.31) <sup>h</sup>               | 0.93<br>(0.63 – 1.36)   | 1.00<br>(0.66 – 1.43) <sup>b</sup> | <b>0.60</b><br><b>(0.37 – 0.93)</b> | <b>0.55</b><br><b>(0.35 – 0.88)</b> <sup>a</sup> | 0.92<br>(0.63 – 1.35)               | 0.89<br>(0.61 – 1.31) <sup>a</sup>               |
| Don't usually consult anyone  | <b>1.84</b><br><b>(1.14 – 2.97)</b> | <b>1.95</b><br><b>(1.20 – 3.15)</b> <sup>f</sup> | 1.25<br>(0.77 – 2.04)   | 1.25<br>(0.77 – 2.04)              | 1.38<br>(0.83 – 2.30)               | 1.40<br>(0.83 – 2.31) <sup>a</sup>               | 1.15<br>(0.72 – 1.85)               | 1.17<br>(0.73 – 1.88) <sup>e</sup>               |
| <b>The first place to visit asking about medication (Other options) *</b> |                                     |  |                         |                                    |                                     |  |                                     |  |
| Hospital  | 0.91<br>(0.53 – 1.59)               | 0.88<br>(0.50 – 1.54) <sup>e</sup>               | 0.84<br>(0.48 – 1.47)   | 0.84<br>(0.48 – 1.47) <sup>b</sup> | <b>2.00</b><br><b>(1.13 – 3.54)</b> | <b>2.12</b><br><b>(1.19 – 3.78)</b> <sup>d</sup> | 1.00<br>(0.57 – 1.73)               | 0.96<br>(0.55 – 1.69) <sup>e</sup>               |

Barriers to the lack of physicians-community pharmacists connection and lack of patients-pharmacists communication are not shown in this table due to no significant association.

\* Groups were collapsed.

**Bold** is significant at P value  $\leq 0.05$

Abbreviations: COR: Crude Odd Ratio, AOR: Adjusted Odd Ratio, CI: Confidence Interval, PHCC: Primary Health Care Centre

a, adjusted for standard characteristics (sex/ age)

d, adjusted for smoking status

h, adjusted for the first place to visit seeking health advice: the hospital

b, adjusted for job status

e, adjusted for marital status

c, adjusted for income

f, adjusted for health insurance

## 284 **Discussion**

285 The world has observed a significant transition in the pharmaceutical care concept from its  
286 traditional model, which is merely concerned with dispensing practice, to a more  
287 interprofessional model with broader but crucial public health objectives. In 2030, SA will be  
288 welcoming two major events with national and global agendas. The first is the assessment of  
289 the Sustainable Development Goals (SDGs), where target 3.4, “to reduce by one-third  
290 premature mortality from non-communicable diseases through prevention and treatment”  
291 [25], will be assessed. The second major event is completing and evaluating the Saudi 2030  
292 national vision projects [26]. Both events have played a significant role in driving the health  
293 system re-engineering process currently underway in SA. Hence, changes anticipated for  
294 community pharmacy practices will essentially act as substantial factors from the public’s  
295 perspectives as healthcare receivers of ECPSs and can be translated into a practical  
296 pharmaceutical care approach.

297

298 In this study, the respondents were all CPs customers, including patients. Almost one-third  
299 considered CPs the first destination to visit for seeking health advice when a minor ailment  
300 arises. Published reports from various other sources demonstrated a broad range of this  
301 pattern, such as in Ethiopia (30%) [8], Portugal (36%) [19], Malaysia (46%) [27], Kuwait  
302 (61%) [19], and Qatar (91%) [12], and this may reflect different social, health systems and  
303 economic aspects. Despite the high access rate to the PHCC in SA due to free of charge  
304 health system model, the role of CPs in providing timely, easy, and relatively cheap medical  
305 advice can support the country’s medical services in responding to more severe health  
306 conditions.

307

308 Another prime reason for the public to visit CPs was collecting POM and OTC, almost half  
309 of the participants were either practising self-medication or collecting prescribed medication  
310 by physicians via CPs. This general tendency is consistent with findings from other national  
311 studies [28-30]. Notably, only 12% of the study respondents' purpose for visiting CPs was  
312 seeking other healthcare services such as ECPSs. That only minimal services could explain  
313 this small proportion of interest eventually reaching the public, which can be supported by  
314 the observation of low experience among respondents about ECPSs, as revealed in this study.

315

316 Moreover, Most respondents needed to know that CPs can provide medication therapy  
317 management, health screening, bodyweight management, smoking cessation services and  
318 others. The lack of ECPSs in the local CPs is probably due to three key factors: a) high  
319 standards and requirements set by the concerned Saudi authorities against ECPSs  
320 implantation, b) low functionality or professionalism of CPs, or c) low public awareness due  
321 to low priority for integrating the introduction to ECPSs in wider public communication  
322 platforms. The latter factor is similar to other settings as reported elsewhere; although ECPSs  
323 have existed in the United Kingdom since 2005, the public still needs to be aware of the full  
324 role of the CPs [31].

325

326 During the COVID-19 pandemic, the Saudi MOH signed a memorandum with one of Saudi  
327 largest CPs chains to deliver COVID-19 vaccines [32], but it was only limited to large  
328 provinces in SA. The capacity and readiness of CPs in these provinces for the assigned  
329 services are probably more than those in small provinces. Raising awareness of public health  
330 aspects among people is a crucial initiative by governments. This may explain the high  
331 proportion of public knowledge of the availability of immunisation services in Saudi CPs.

332

333 The Saudi MOH has launched contact channels with the public. Moreover, a free 24-hour call  
334 centre was introduced in 2016 to receive public concerns regarding any health issue, followed  
335 by the e-health application called “Sehhaty” to facilitate visual medical consultations on  
336 smartphones [33, 34]. However, results showed a deficient proportion of using these  
337 applications. The participants tend to search the internet websites more than contacting the  
338 MOH channels. Long queues while using these channels or low public awareness may  
339 explain this low proportion.

340

341 In 2018, the Saudi MOH released, through multiple stages, the Wasfaty system using a  
342 national electronic prescription platform through only contracted CPs [35]. Nevertheless,  
343 nearly half of the participants needed to be aware of this platform. Additionally, electronic  
344 medical records are inaccessible to local CPs. Still, two-thirds of the public has yet to  
345 experience this facility before. A study by Al Hassan et al. in 2010 called for developing  
346 guidelines or regulations for professional practice relating to patients’ medical records [36].  
347 However, this facility has only been available in a few other countries [37]. Linking patient  
348 medical history to CPs through a regulated platform would efficiently facilitate a modern  
349 digitalised form of enhanced physician-pharmacist-patient communication, which can have  
350 significant implications for public health and healthcare delivery.

351

352 The study results show that the public strongly supports ECPSs implementation in CPs with a  
353 high degree of importance, a positive attitude, and a desire with the potential to support future  
354 scaling up of such services. This attitude is consistent with several global studies [6, 14, 15,  
355 31, 38]. Nevertheless, there are several barriers and public concerns towards these services.

356 Against the direct assessment of the SDGs target 3.8, “achieving universal healthcare access”  
357 [39], barriers to using ECPSs have been processed through in-depth logistic regression  
358 analysis. The CPs infrastructure, including the healthcare workforce allocated for these  
359 services, has been important in the public's opinion. Almost all respondents' background and  
360 characteristics factors (socio-demography, economy, health status and behaviours) have been  
361 associated with the CPs underdeveloped infrastructure and staff shortages as a key barrier.

362

363 Nevertheless, the lack of pharmacy clinics to deliver private counselling was significant, as  
364 declared in this study, where most respondents did not receive confidential counselling inside  
365 CPs. This finding is consistent with previous national studies highlighting public privacy and  
366 confidentiality concerns [40-44]. A systematic international review of feedback from CPs  
367 users by Claire Anderson et al., 2004 considered privacy and confidentiality when providing  
368 advice as critical factors to increase the acceptability of CPs' roles [45]. Furthermore, male  
369 community pharmacists dominate the private sector in SA (78%), and the proportion can  
370 increase in CPs settings [46]. This corresponds to the higher probability of having females  
371 being risk factors for the lack of privacy due to the unavailability of pharmacy clinics. This is  
372 also addressed elsewhere, where 58% of Saudi females favour counselling by female  
373 pharmacists [47]. In contrast, participants with different backgrounds also have concerns  
374 regarding their privacy in this study. Therefore, Saudi CPs must be better designed and  
375 equipped with good facilities for a safe and pleasant environment where pharmacist-patients  
376 exchange sensitive information.

377

378 The respondents' economic status has been an additional barrier associated with several  
379 variables in this study since two-thirds disagreed or were neutral if any ECPSs are being paid

380 services, particularly where only 25% of the public possess health insurance. Securing health  
381 insurance enhances the population to seek medical check-ups in the Saudi private health  
382 sector [48]. In SA, all private sector employees and their family members are health insured  
383 by law. During this study, a new Saudi law has been introduced, which grants government  
384 employees and their families full health insurance that also covers healthcare services in the  
385 private sector. However, not all government agencies grant their employees with health  
386 insurance. Therefore, health insurance coverage remains limited to agencies permitted by  
387 labour regulation [49]. This economic barrier should be considered essential when there is no  
388 universal health insurance coverage.

389

390 Although 73% of study subjects showed a general trust in community pharmacists, a lack of  
391 patient-community pharmacist communication was observed in this study. More than half of  
392 respondents consider it a potential barrier. Moreover, workload and staff shortage in the  
393 absence of scheduled appointments in the CPs can lead to poor communication with the  
394 community pharmacists. In comparison, the lack of inter-professional connections between  
395 physicians and community pharmacists to discuss patients' health conditions was considered  
396 by the participants. Evidence where physician-pharmacist collaboration in clinical settings  
397 has shown to improve public health outcomes [38]. However, there is a lack of social and  
398 professional acceptance of community pharmacists among physicians in SA [50]. Such  
399 factors affect the overall pharmaceutical care process.

400

401

## 402 **Conclusion**

403 This study is timely concerning the upcoming national and global agendas and will likely  
404 provide valuable findings to guide future policies. As this study shows, ECPSs and CPs  
405 facilities need to be adequately utilised by the public despite their appreciation of services  
406 implementation. Fundamental aspects perceived by the public related to their privacy, the  
407 cost of services, and lack of professional communication where such ECPSs are provided,  
408 whereas some groups are at higher risk of being exposed to these barriers. In addition, CPs  
409 must be better designed and equipped with facilities for good pharmacy practice. Finally, it is  
410 worth noting that the Wasafaty system by MOH and online pharmaceutical care, including  
411 prescription delivery by CPs, are relatively new concepts in SA. Therefore, they require  
412 further research and regular evaluation to assess their application and progression.

## 413 **Limitations**

414 The choices for the sampling and study design of this study have been affected by the strict  
415 COVID-19 pandemic distancing regulations. Relying on a self-administered web-based  
416 questionnaire as a source of information in cross-sectional design can raise some concerns  
417 about how findings can be interpreted and generalised. Nevertheless, despite its non-  
418 probability nature, the integration of the snowball sampling approach has enhanced the  
419 response rate and added value to the randomness of questionnaire distribution via web  
420 applications. In addition, under-representative samples were observed in this study across  
421 elderly participants, females, people with associated chronic diseases, people with special  
422 needs and health insurance. Furthermore, some responses were skewed, as noted in a few  
423 outcome categories. However, the descriptive nature of the study design coupled with a  
424 careful and thorough multiple regression process can adjust associated issues attributed to the  
425 imbalanced distributions of some groups.

## 426 **Author Contributions**

427 **Conceptualisation:** Khalid S. Alghamdi, Max Petzold, Laith Hussain-Alkhateeb.

428 **Data curation:** Khalid S. Alghamdi, Max Petzold, Ashraf A. Ewis, Mahdi H. Alsugoor,  
429 Laith Hussain-Alkhateeb.

430 **Formal analysis:** Khalid S. Alghamdi, Max Petzold, Ashraf A. Ewis, Laith Hussain-  
431 Alkhateeb.

432 **Investigation:** Khalid S. Alghamdi, Laith Hussain-Alkhateeb.

433 **Methodology:** Khalid S. Alghamdi, Max Petzold, Laith Hussain-Alkhateeb.

434 **Project Administration:** Max Petzold, Laith Hussain-Alkhateeb

435 **Supervision:** Max Petzold, Laith Hussain-Alkhateeb.

436 **Validation:** Ashraf A. Ewis, Khalid Saaban, Mahdi H. Alsugoor.

437 **Visualisation:** Khalid S. Alghamdi

438 **Writing – original draft:** Khalid S. Alghamdi, Laith Hussain-Alkhateeb

439 **Writing – review and editing:** Ashraf A. Ewis, Max Petzold, Khalid Saaban, Mahdi H.  
440 Alsugoor, Laith Hussain-Alkhateeb.

## 441 **Acknowledgements**

442 The authors sincerely appreciate the effort by Miss. Wejdan Alghamdi, Linguistics MA  
443 student, UCL, UK., for the translation of the questionnaire into Arabic language. The authors  
444 extend their appreciation to Mrs Amal Alghamdi, Ministry of Education, Riyadh, SA, for  
445 revising the Arabic questionnaire and grammatical corrections.

## 446 **Supporting information**



447 S1 File. Public questionnaire (English and Arabic Versions)

448 S2 File. Data

## 449 **References**

- 450 1. Almarsdóttir AB, Granas AG, Blondal AB. Clinical and Social Perspectives on Pharmacy  
451 Services. In: Thomas D, editor. Clinical Pharmacy Education, Practice and Research: Elsevier; 2019. p.  
452 31-40.
- 453 2. Hindi AMK, Jacobs S, Schafheutle EI. Solidarity or dissonance? A systematic review of  
454 pharmacist and GP views on community pharmacy services in the UK. Health Soc Care Community.  
455 2019;27(3):565-98. <https://doi.org/10.1111/hsc.12618> PMID: 30047617
- 456 3. Pharmaceutical Services Negotiating Committee. Essential Services. 2013 July 10 [cited 24  
457 October 2022]. In: PSNC website. UK. Available from: [https://psnc.org.uk/national-pharmacy-](https://psnc.org.uk/national-pharmacy-services/essential-services/)  
458 [services/essential-services/](https://psnc.org.uk/national-pharmacy-services/essential-services/)
- 459 4. Pharmaceutical Services Negotiating Committee. Advanced Services. 2013 July 10 [cited 24  
460 October 2022]. In: PSNC website. UK. Available from: [https://psnc.org.uk/national-pharmacy-](https://psnc.org.uk/national-pharmacy-services/advanced-services/)  
461 [services/advanced-services/](https://psnc.org.uk/national-pharmacy-services/advanced-services/)
- 462 5. Berbatis CG, Sunderland VB, Joyce A, Bulsara M, Mills C. Enhanced pharmacy services,  
463 barriers and facilitators in Australia's community pharmacies: Australia's National Pharmacy  
464 Database Project. International Journal of Pharmacy Practice. 2007;15(3):185-191.  
465 <https://doi.org/10.1211/ijpp.15.3.0005>
- 466 6. Taylor S, Cairns A, Glass B. Consumer perspectives of expanded practice in rural community  
467 pharmacy. Res Social Adm Pharm. 2021;17(2):362-367.  
468 <https://doi.org/10.1016/j.sapharm.2020.03.022> PMID: 32280050
- 469 7. Blenkinsopp A, Anderson C, Armstrong M. Systematic review of the effectiveness of  
470 community pharmacy-based interventions to reduce risk behaviours and risk factors for coronary  
471 heart disease. J Public Health Med. 2003;25(2):144-153. <https://doi.org/10.1093/pubmed/fdg030>  
472 PMID: 12848404
- 473 8. Fathima M, Naik-Panvelkar P, Saini B, Armour CL. The role of community pharmacists in  
474 screening and subsequent management of chronic respiratory diseases: a systematic review. Pharm  
475 Pract (Granada). 2013;11(4):228-245. <https://doi.org/10.4321/s1886-36552013000400008> PMID:  
476 24367463
- 477 9. Tesfaye ZT, Yismaw MB. Community's extent of use and approval of extended pharmacy  
478 services in community pharmacies in Southwest Ethiopia. PLoS One. 2020;15(4):e0230863.  
479 <https://doi.org/10.1371/journal.pone.0230863> PMID: 32241021
- 480 10. Malet-Larrea A, Garcia-Cardenas V, Saez-Benito L, Benrimoj SI, Calvo B, Goyenechea E. Cost-  
481 effectiveness of professional pharmacy services in community pharmacy: a systematic review. Expert  
482 Rev Pharmacoecon Outcomes Res. 2016;16(6):747-758.  
483 <https://doi.org/10.1080/14737167.2016.1259071> PMID: 27828725
- 484 11. Chewning B, Schommer JC. Increasing clients' knowledge of community pharmacists' roles.  
485 Pharm Res. 1996;13(9):1299-304. <https://doi.org/10.1023/a:1016001428511> PMID: 8893265
- 486 12. El Hajj MS, Salem S, Mansoor H. Public's attitudes towards community pharmacy in Qatar: a  
487 pilot study. Patient Prefer Adherence. 2011;5:405-422. <https://doi.org/10.2147/PPA.S22117> PMID:  
488 21949604
- 489 13. Goode J-V, Owen J, Page A, Gatewood S. Community-Based Pharmacy Practice Innovation  
490 and the Role of the Community-Based Pharmacist Practitioner in the United States. Pharmacy.  
491 2019;7(3):106. <https://doi.org/10.3390/pharmacy7030106> PMID: 31382690

- 492 14. Kelly DV, Young S, Phillips L, Clark D. Patient attitudes regarding the role of the pharmacist  
493 and interest in expanded pharmacist services. *Can Pharm J (Ott)*. 2014;147(4):239-247.  
494 <https://doi.org/10.1177/1715163514535731> PMID: 25360150
- 495 15. Mukattash TL, Bazzi NH, Nuseir KQ, Jarab AS, Abu-Farha RK, Khmour MR. Pharmaceutical care  
496 in community pharmacies in Jordan: a public survey. *Pharm Pract (Granada)*. 2018;16(2):1126.  
497 <https://doi.org/10.18549/PharmPract.2018.02.1126> PMID: 30023022
- 498 16. Almansour HA, Aloudah NM, Alhawassi TM, Chaar B, Krass I, Saini B. Health consumer  
499 engagement in developing novel preventive health community pharmacy roles in cardiovascular  
500 disease in Saudi Arabia: A qualitative analysis. *Saudi Pharmaceutical Journal*. 2020;28(5):529-537.  
501 <https://doi.org/10.1016/j.jsps.2020.03.004>. PMID: 32435133
- 502 17. Almohammed OA, Alsanea S. Public Perception and Attitude toward Community Pharmacists  
503 in Saudi Arabia. *Saudi Journal of Health Systems Research*. 2021;1(2):67-74.  
504 <https://doi.org/10.1159/000515207>
- 505 18. Saramunee K, Krska J, Mackridge A, Richards J, Suttajit S, Phillips-Howard P. General public's  
506 views on pharmacy public health services: current situation and opportunities in the future. *Public*  
507 *Health*. 2015;129(6):705-715. <https://doi.org/10.1016/j.puhe.2015.04.002> PMID: 26008208
- 508 19. Awad AI, Al-Rasheedi A, Lemay J. Public Perceptions, Expectations, and Views of Community  
509 Pharmacy Practice in Kuwait. *Med Princ Pract*. 2017;26(5):438-446.  
510 <https://doi.org/10.1159/000481662> PMID: 28934755
- 511 20. Policarpo V, Romano S, Antonio JHC, Correia TS, Costa S. A new model for pharmacies?  
512 Insights from a quantitative study regarding the public's perceptions. *BMC Health Serv Res*.  
513 2019;19(1):186. <https://doi.org/10.1186/s12913-019-3987-3> PMID: 30898124
- 514 21. Taylor S CA, Glass B. Systematic review of expanded practice in rural community pharmacy. *J*  
515 *Pharm Pract Res*. 2019;49(6):585-600. <https://doi.org/10.1002/jppr.1619>
- 516 22. General Authority For Statistics. Population & Demography. 2019 [cited 24 October 2022]. In:  
517 GAFS website. SA. Available from: <https://www.stats.gov.sa/en/1007-0>
- 518 23. Raosoft Inc. Sample Size Calculator. 2004 [cited 24 October 2022]. In: Raosoft website.  
519 Available from: <http://www.raosoft.com/samplesize.html>
- 520 24. David W. Hosmer Jr. SL, Rodney X. Sturdivant. *Applied Logistic Regression*. 3rd Edition ed.  
521 Hoboken, New Jersey: Wohn Wiley & Sons, Inc; 2013.
- 522 25. WHO. Sustainable development goals. 2016 [cited 24 October 2022]. In: WHO website.  
523 Available from: [https://www.who.int/data/gho/data/themes/topics/indicator-groups/indicator-](https://www.who.int/data/gho/data/themes/topics/indicator-groups/indicator-group-details/GHO/sdg-target-3.4-noncommunicable-diseases-and-mental-health)  
524 [group-details/GHO/sdg-target-3.4-noncommunicable-diseases-and-mental-health](https://www.who.int/data/gho/data/themes/topics/indicator-groups/indicator-group-details/GHO/sdg-target-3.4-noncommunicable-diseases-and-mental-health)
- 525 26. Saudi Vision 2030. Vision 2030 Projects. 2016. In: Vision2030 website.SA. Available from:  
526 <https://www.vision2030.gov.sa/v2030/v2030-projects/>
- 527 27. Nilugal KC, Kaur MJ, Molugulu N, Ethiraj UR, Arief M, Chittur AI. Patients' attitudes and  
528 satisfaction towards community pharmacy in Selangor, Malaysia. *Le Pharmacien Hospitalier et*  
529 *Clinicien*. 2016;51(3):210-221. <https://doi.org/10.1016/j.phclin.2015.08.005>
- 530 28. Suleiman A. Self-medication and the advisory role of pharmacists in Riyadh, Saudi Arabia.  
531 *Pharmacy Practice*. 2013;4(4). Available from: [https://archivepp.com/article/selfmedication-and-](https://archivepp.com/article/selfmedication-and-the-advisory-role-of-pharmacists-in-riyadh-saudi-arabia)  
532 [the-advisory-role-of-pharmacists-in-riyadh-saudi-arabia](https://archivepp.com/article/selfmedication-and-the-advisory-role-of-pharmacists-in-riyadh-saudi-arabia)
- 533 29. Aljadhey H, Assiri GA, Mahmoud MA, Al-Aqeel S, Murray M. Self-medication in Central Saudi  
534 Arabia. Community pharmacy consumers' perspectives. *Saudi Med J*. 2015;36(3):328-334.  
535 <https://doi.org/10.15537/smj.2015.3.10523> PMID: 25737176
- 536 30. Khan KA. Prevalence of Self-Medication among Urban Population Participating Community  
537 Pharmacies. *Asian Journal of Pharmaceutics (AJP)*. 2020;14(03).  
538 <https://doi.org/10.22377/ajp.v14i03.3687>
- 539 31. Kember J, Hodson K, James DH. The public's perception of the role of community  
540 pharmacists in Wales. *Int J Pharm Pract*. 2018;26(2):120-128. <https://doi.org/10.1111/ijpp.12375>  
541 PMID: 28543969

- 542 32. Saudi MOH. Partnerships with the Private Sector. 2021 [cited 24 October 2022]. In: Saudi  
543 MOH website. SA. Available from:  
544 <https://www.moh.gov.sa/en/Ministry/Partnerships/Pages/private-sector.aspx>
- 545 33. Saudi MOH. 937 Services. 2016. [cited 24 October 2022]. In: Saudi MOH website. SA.  
546 Available from: <https://www.moh.gov.sa/en/937/Pages/default.aspx>
- 547 34. Saudi MOH. Apps for Smartphones. 2017 [cited 24 October 2022]. In: Saudi MOH website.  
548 SA. Available from: <https://www.moh.gov.sa/en/Support/Pages/MobileApp.aspx>
- 549 35. Saudi MOH. Wasfaty. 2018 [cited 24 October 2022]. In: Saudi MOH website. SA. Available  
550 from: <https://wasfaty.sa>
- 551 36. Al Hassan M. Attitude of Community Pharmacists towards patient counseling in Saudi  
552 Arabia. The Internet Journal of Pharmacology. 2010;9(2). Available from:  
553 <https://ispub.com/IJPHARM/9/2/3334>
- 554 37. Pires C. Medical Records in Community Pharmacies: The Cases of UK and Australia.  
555 Foundations. 2022;2(2):399-408. <https://doi.org/10.3390/foundations2020027>
- 556 38. Hindi AMK, Schafheutle EI, Jacobs S. Patient and public perspectives of community  
557 pharmacies in the United Kingdom: A systematic review. Health Expect. 2018;21(2):409-428.  
558 <https://doi.org/10.1111/hex.12639> PMID: 29114971
- 559 39. WHO. SDG Target 3.8. achieve universal health coverage. 2022 [cited 24 October 2022]. In:  
560 WHO website. Available from: <https://www.who.int/data/gho/data/major-themes/universal-health-coverage-major>
- 561
- 562 40. Al-Arifi MN. Patients' perception, views and satisfaction with pharmacists' role as health care  
563 provider in community pharmacy setting at Riyadh, Saudi Arabia. Saudi Pharm J. 2012;20(4):323-  
564 330. <https://doi.org/10.1016/j.jsps.2012.05.007> PMID: 23960807
- 565 41. Alotaibi HS, Abdelkarim MA. Consumers' perceptions on the contribution of community  
566 pharmacists in the dispensing process at Dawadmi. Saudi Pharm J. 2015;23(3):230-234.  
567 <https://doi.org/10.1016/j.jsps.2014.11.002> PMID: 26106270
- 568 42. Alahdal A, Aldardeer N, Baghaffar L, Alshahrani N, Saber B, Bagalagel A. Evaluation of the  
569 Role of Pharmacists in Community Setting in Jeddah, Saudi Arabia. Life Science Journal. 2016;13(2).  
570 <https://doi.org/10.7537/marslsj130216.07>
- 571 43. Al Aloola N, Alsaif R, Alhabib H, Alhossan A. Community needs and preferences for  
572 community pharmacy immunization services. Vaccine. 2020;38(32):5009-5014.  
573 <https://doi.org/10.1016/j.vaccine.2020.05.060> PMID: 32540273
- 574 44. Bawazir SA. Consumer attitudes towards community pharmacy services in Saudi Arabia  
575 International Journal of Pharmacy Practice. 2004;12(2):83-89.  
576 <https://doi.org/10.1211/0022357023718>
- 577 45. Anderson C, Blenkinsopp A, Armstrong M. Feedback from community pharmacy users on the  
578 contribution of community pharmacy to improving the public's health: a systematic review of the  
579 peer reviewed and non-peer reviewed literature 1990-2002. Health Expect. 2004;7(3):191-202.  
580 <https://doi.org/10.1111/j.1369-7625.2004.00274.x> PMID: 15327458
- 581 46. Saudi MOH. Statistical Yearbook. 2021 [cited 24 October 2022]. In: Saudi MOH website. SA.  
582 Available from: <https://www.moh.gov.sa/en/Ministry/Statistics/book/Pages/default.aspx>
- 583 47. Alhaddad MS, Mudhish EA, Bukhari RA, Aladwani A-AA, Asiri SM. Assessment of Female  
584 Satisfaction with the Role of Male Community Pharmacists in the Kingdom of Saudi Arabia. Journal  
585 of Clinical and Diagnostic Research. 2018;12(6) <https://doi.org/10.7860/jcdr/2018/33921.11662>
- 586 48. Al-Hanawi MK, Mwale ML, Kamninga TM. The Effects of Health Insurance on Health-Seeking  
587 Behaviour: Evidence from the Kingdom of Saudi Arabia. Risk Manag Healthc Policy. 2020;13:595-607  
588 <https://doi.org/10.2147/RMHP.S257381> PMID: 32607027
- 589 49. Ministry of Media. الموافقة على الترخيص بتأسيس شركة الصحة القابضة وتنظيم مركز التأمين الصحي  
590 الوطني. Umm Al Qura newspaper. 2022 Jun 10. [cited 24 October 2022]. Available from:  
591 <https://uqn.gov.sa/?p=13848>

592 50. Mazhar F, Ahmed Y, Haider N, Al Ghamdi F. Community pharmacist and primary care  
593 physician collaboration: The missing connection in pharmaceutical care. J Taibah Univ Med Sci.  
594 2017;12(3):273-275. <https://doi.org/10.1016/j.jtumed.2016.06.008> PMID: 31435251  
595

596