

1 **Title page**

2  
3 **Impact of guidance on trends of steroid prescriptions for COVID-19 inpatients: an**  
4 **analysis of the nation-wide administrative database in Japan**

5  
6 Takuya Higuchi<sup>1</sup>, Jung-ho Shin<sup>1</sup>, Daisuke Takada<sup>1</sup>, Tetsuji Morishita<sup>1</sup>, Susumu Kunisawa<sup>1</sup>,  
7 Yuichi Imanaka<sup>1</sup>

8 <sup>1</sup> Department of Healthcare Economics and Quality Management, Graduate School of  
9 Medicine, Kyoto University, Kyoto City, Kyoto, Japan.

10  
11 **Takuya Higuchi**; Department of Healthcare Economics and Quality Management, Graduate  
12 School of Medicine, Kyoto University, Kyoto City, Kyoto, Japan. E-mail address:  
13 higuchi.takuya.58c@kyoto-u.jp

14 **Jung-ho Shin**; Department of Healthcare Economics and Quality Management, Graduate  
15 School of Medicine, Kyoto University, Kyoto City, Kyoto, Japan. E-mail address:  
16 shin.jungho.76v@kyoto-u.jp

17 **Daisuke Takada**; Department of Healthcare Economics and Quality Management, Graduate  
18 School of Medicine, Kyoto University, Kyoto City, Kyoto, Japan. E-mail address:  
19 daisuke.gaotian@gmail.com

20 **Tetsuji Morishita**; Department of Healthcare Economics and Quality Management,  
21 Graduate School of Medicine, Kyoto University, Kyoto City, Kyoto, Japan. E-mail address:  
22 [tmori@u-fukui.ac.jp](mailto:tmori@u-fukui.ac.jp)

23 **Susumu Kunisawa**; Associate Professor, Department of Healthcare Economics and Quality  
24 Management, Graduate School of Medicine, Kyoto University, Kyoto City, Kyoto, Japan.  
25 E-mail address: [kunisawa.susumu.2v@kyoto-u.ac.jp](mailto:kunisawa.susumu.2v@kyoto-u.ac.jp)

26 **Yuichi Imanaka**; Professor, Department of Healthcare Economics and Quality Management,  
27 Graduate School of Medicine, Kyoto University, Kyoto City, Kyoto, Japan. E-mail address:  
28 [imanaka-y@umin.net](mailto:imanaka-y@umin.net)

29

30 **Address for correspondence:**

31 Prof. Yuichi Imanaka

32 Department of Healthcare Economics and Quality Management, Graduate School of  
33 Medicine, Kyoto University, Yoshida Konoe-cho, Sakyo-ku, Kyoto 606-8501, Japan

34 Tel.: +81-75-753-4454; Fax: +81-75-753-4455

35 E-mail address: [imanaka-y@umin.net](mailto:imanaka-y@umin.net)

36

37 **Word count of abstract:** 290 words

38 **Word count of body:** 3476 words

39 **Total number of figures and tables:** 3 figures, 1 table, 1 supplementary table and 1

40 supplementary figure.

41 **First author's surname:** Higuchi

42

43 **Abstract**

44

45 ***Background:***

46 Since the outbreak of the coronavirus disease 2019 (COVID-19) pandemic, guidance  
47 (“Japanese Guide”) has been published by a working group of several academic societies  
48 and announced by the Ministry of Health, Labour, and Welfare. Steroids as a candidate  
49 treatment for COVID-19 were noted in the Japanese Guide. However, the prescription  
50 details for steroids, and whether the Japanese Guide changed its clinical practice, were  
51 unclear. This study aimed to examine the impact of the Japanese Guide on the trends in the  
52 prescription of steroids for COVID-19 inpatients in Japan.

53 ***Methods:***

54 We selected our study population using Diagnostic Procedure Combination (DPC) data from  
55 hospitals participating in the Quality Indicator/Improvement Project (QIP). The inclusion  
56 criteria were patients discharged from hospital between January 2020 and December 2020,  
57 who had been diagnosed with COVID-19, and were aged 18 years or older. The  
58 epidemiological characteristics of cases and the proportion of steroid prescriptions were  
59 described on a weekly basis. The same analysis was performed for subgroups classified by  
60 disease severity.

61 ***Results:***

62 The study population comprised 8603 cases (410 severe cases, 2231 moderate II cases, and  
63 5962 moderate I/mild cases). The maximum proportion of cases prescribed with  
64 dexamethasone increased remarkably from 2.5% to 35.2% in the study population before and  
65 after week 29 (July 2020), when dexamethasone was included in the guidance. These  
66 increases were 7.7% to 58.7% in severe cases, 5.0% to 57.2% in moderate II cases, and 1.1%  
67 to 19.2% in moderate I/mild cases. Although the proportion of cases prescribed prednisolone  
68 and methylprednisolone decreased in moderate II and moderate I/mild cases, it remained  
69 high in severe cases.

70 ***Conclusions:***

71 We showed the trends of steroid prescriptions in COVID-19 inpatients. The results showed  
72 that guidance can influence drug treatment provided during an emerging infectious disease  
73 pandemic.

74

## Background

75

76 Coronavirus Disease 2019 (COVID-19) is an infectious disease caused by Severe Acute  
77 Respiratory Syndrome Coronavirus 2 (SARS-CoV-2). The World Health Organization  
78 (WHO: World Health Organization) China Office reported a cluster of confirmed pneumonia  
79 cases in Wuhan, Hubei Province, China on December 31, 2019. The first COVID-19 case  
80 was confirmed in Japan on January 16, 2020. After the Japanese government classified  
81 COVID-19 as a designated infectious disease on February 1, 2020, the number of cases  
82 increased, and the COVID-19 epidemic has caused tremendous damage to the healthcare  
83 system, economy, and society in Japan<sup>1-7</sup>.

84 Despite the emphasis on evidence-based medicine (EBM), there is a lack of time or  
85 human resources to develop typical guidelines under an emerging infectious disease  
86 pandemic, but guidance and other information compiled by public agencies on the disease  
87 are considered important. EBM is defined as the conscious, explicit, and judicious use of  
88 current best evidence in making decisions regarding the treatment of individual patients<sup>8</sup>. In  
89 Japan, EBM was introduced in the early 1990s and has since been encouraged by the  
90 Ministry of Health, Labour, and Welfare (MHLW). In order for Japanese healthcare  
91 professionals to practice EBM, they need knowledge from clinically relevant research  
92 articles and reviews<sup>9</sup>. For example, the Medical Information Network Distribution Service,  
93 the MHLW-commissioned project to promote EBM, provides support for the development of

94 medical practice guidelines in Japan as well as the evaluation, selection, and publication of  
95 such guidelines<sup>10</sup>.

96           Since the outbreak of the COVID-19 pandemic, many research papers, both clinical  
97 and non-clinical, have been published. Governments, international organizations, and  
98 academic societies in various countries have published guidance documents on the disease  
99 based on this research. In Japan, the "Clinical Management of Patients with COVID-19: a  
100 Guide for Front-line Healthcare Workers" (hereinafter, the "Japanese Guide") was prepared  
101 and revised by the Clinical Practice Guidelines Review Committee based on the "Study on  
102 the Clinical Response in the Case of Outbreak of Class I Infectious Diseases, etc." The  
103 Japanese Guide has been disseminated by the MHLW's Novel Coronavirus Infectious  
104 Disease Control Promotion Headquarters<sup>11</sup>.

105           How new guidance can change a physician's behavior during an emerging  
106 infectious disease pandemic was previously reported. For example, the recommendation of  
107 the National Health Service in the United Kingdom to change the anticoagulant from  
108 warfarin to a direct-acting oral anticoagulant had an effect on prescription<sup>12</sup>. However, the  
109 impact of the guidance on prescriptions in Japan has not been clarified. Given the high  
110 likelihood of a pandemic similar to COVID-19 occurring in the future and that the  
111 probability of experiencing it in one's lifetime may double in the next few decades<sup>13</sup>,  
112 clarifying the impact of the guidance on clinical practice in Japan will help to inform policy

113 decision and discussion of guidance development in similar situations. In addition, an  
114 analysis of the prescription patterns of potential therapeutics for COVID-19 inpatients in the  
115 University of California COVID Research Dataset (UC CORDS)<sup>14</sup> has been reported  
116 including the daily use percentage of dexamethasone from March 2020 to Jan 2021 in the  
117 United States. The epidemiologic characteristics and prescription patterns of COVID-19  
118 inpatients in Japan have been also reported<sup>15</sup>. In that study, patients were classified into three  
119 subgroups by oxygen administration and invasive mechanical ventilation/extracorporeal  
120 membrane oxygenation, and the proportions of patients administered ciclesonide or a steroid  
121 other than ciclesonide during hospitalization in each subgroup were shown. However,  
122 time-series trends of the proportions of steroid prescriptions in Japan are not available.

123         In the present study, we aimed to evaluate the impact of the Japanese Guide on the  
124 trends of prescriptions for COVID-19 inpatients in Japan and to contribute to future  
125 countermeasures against emerging infectious diseases. Therefore, we focused on steroids,  
126 which have been frequently revised in the drugs listed in the Japanese Guide (Supplementary  
127 Figure 1). The efficacy of steroids has been reported to vary depending on the severity of the  
128 disease<sup>16</sup>, and the fourth edition of the Guide to Clinical Practice, revised on December 4,  
129 2020, strongly recommends the use of steroids for patients with moderate disease II or higher.  
130 Therefore, in this study, we classified cases into subgroups according to the severity of  
131 disease. In addition to the Japanese Guide and severity of disease, we also considered other



132 guidelines, research articles, drug approvals and supplies, and medical payments that may  
133 have affected steroid prescription.

134

## 135 **Methods**

### 136 *Data Sources and Study Population*

137 Diagnosis Procedure Combination (DPC) data extracted from the Quality  
138 Indicator/Improvement Project (QIP) database were used for this study. The DPC/per-diem  
139 payment system (DPC/PDPS) is a case-mix patient classification system originally  
140 developed in Japan to implement a standardized electronic claims system and provide  
141 transparency of hospital performance<sup>17</sup>. The QIP project, administered by the Department of  
142 Health Economics and Quality Management, Kyoto University, collects DPC data provided  
143 by voluntarily participating acute care hospitals, including both public and private hospitals,  
144 all over Japan. The DPC data consist of several files, including the discharge summary  
145 (Form 1) and the EF file. Form 1 contains information on medical records including hospital  
146 identifiers, patient demographics, admission and discharge date, diagnoses classified as  
147 principal, most- and second-most-resource-intensive, or trigger, comorbidities, and  
148 complications. The EF-file contains claims data including the date, amounts, content, and  
149 reimbursement points of medical practices including surgery, tests, pharmaceuticals, and  
150 medical materials<sup>18</sup>.

151           The International Statistical Classification of Diseases and Related Health Problems,  
152 Tenth Revision (ICD-10) codes were used to define the study population (Supplementary  
153 Table 1). The inclusion criteria for cases were as follows: 1) an ICD-10 code for COVID-19  
154 (until February 2020: B34.2, after March 2020: U07.1; U07.2.) was entered for the main  
155 disease, the disease that triggered hospitalization, and the disease that most invested medical  
156 resources (excluding suspected disease); 2) patients aged  $\geq 18$  years, and 3) cases discharged  
157 between January 2020 and December 2020. The exclusion criteria for cases were (1) no  
158 missing EF file for each month of hospitalization and (2) pregnant woman or unknown  
159 pregnancy status.

160           The severity of disease was defined by claims codes for the medical practice that  
161 was considered to be performed on cases presenting with each severity of disease according  
162 to the severity classification described in the Japanese Guide (Supplementary Table 1).  
163 Severe cases were defined as those who underwent tracheostomy, endotracheal intubation,  
164 ventilation, or extracorporeal membrane oxygenation (ECMO); moderate II cases were  
165 defined as those who underwent oxygen administration, high-flow therapy, or non-invasive  
166 positive pressure ventilation (NPPV); moderate I and mild cases were defined as those not  
167 classified as severe cases or moderate II cases.

168

### 169 ***The Proportion of Prescription***

170 The proportion of prescription was calculated by dividing the number of cases in which that  
171 particular drug was administered during a given period by the number of cases in which one  
172 or more drugs were administered during that period.

173 The Japanese Guide was developed by a working group involving the Japanese  
174 Society of Infectious Diseases, the Japanese Respiratory Society, the Japanese Society of  
175 Intensive Care Medicine, the Japanese Pediatric Society, the Japanese Society of Obstetrics  
176 and Gynecology, and other academic societies. It was supported by MHLW and  
177 disseminated as an administrative communication from the MHLW Headquarters for the  
178 Promotion of Countermeasures against New-type Coronavirus Infections. In this study, the  
179 steroids listed in the Japanese Guide were included in the analysis. Ciclesonide was listed in  
180 the first edition of the Japanese Guide published on March 17, 2020. Steroids were added in  
181 the second edition published on May 18, 2020. Steroids except ciclesonide were deleted and  
182 dexamethasone was added in the 2.2 edition published on July 17, 2020. “Steroids” in the  
183 Japanese Guide do not include ciclesonide and dexamethasone. Also, prednisolone and  
184 methylprednisolone were identified as steroids that could be prescribed for the treatment of  
185 COVID-19 based on efficacy and dosage form. Steroids are strongly recommended for  
186 moderate II or severe cases, while steroids should not be used in cases who do not require  
187 oxygenation in the Japanese Guide.

188 Cases prescribed with the drugs in this study were defined using the first 7-digits of

189 the 12-digits NHI drug codes to represent the substance level following the previous  
190 research<sup>19</sup> (Supplementary Table 1). The NHI drug code is a 12-digit code consisting of four  
191 digits for the drug class, three digits for the route of administration and substances, one digit  
192 for the dosage form, one digit for the standard drug class within the same class, two digits  
193 for the brand identifier within the same standard unit, and one digit for the check digit. A  
194 code is assigned to each drug listed in the National Health Insurance (NHI) drug price  
195 standard. In Japan, drugs that are approved under the "Act on Quality, Efficacy, and Safety  
196 Assurance of Drugs and Medical Devices (Pharmaceuticals and Medical Devices Act)" and  
197 required for medication and dispensing by the National Health Insurance are listed in the  
198 NHI Drug Price Standards managed by MHLW.

199

200

## **Results**

### ***Extraction of the Study Population***

202 A flowchart representing the process of selecting the study population is shown in Figure 1.

203 The study population consisted of 8603 cases, of which 410 were severe cases, 2231 were

204 moderate II cases, and 5962 were moderate I and mild cases.

205

### ***Epidemiological Characteristics of COVID-19 Hospitalized Patients***

207 To determine whether the study population and subgroups classified by severity of disease

208 had characteristics consistent with previous reports of COVID-19 patients, their  
209 epidemiological characteristics are presented in Table 1. All subgroups had a high proportion  
210 of males, and this was particularly evident in severe cases. The median age was higher in  
211 severe and moderate II cases than in moderate I and mild cases. The proportion of cases with  
212 a history of smoking was lower in severe cases; however, a higher proportion of severe cases  
213 had an unknown smoking history. Furthermore, length of hospital stay and in-hospital  
214 mortality rates increased with increasing severity of disease.

215

#### 216 *Number of Cases by Severity of Disease*

217 The number of cases by severity is shown in Figure 2. The increase in the number of  
218 hospitalized cases was consistent with the increase in the number of people tested positive  
219 for SARS-CoV-2 in April, August, and November 2020, in Japan<sup>20</sup>. Although the proportion  
220 of severe/moderate II cases decreased around week 29 (July 2020), when dexamethasone  
221 was included in the Japanese Guide, the proportion of severe/moderate II cases did not  
222 change before or after that time.

223

#### 224 *Trends of Steroid Prescriptions*

225 Trends of steroid prescriptions are shown in Figure 3. As shown in Figure 3a, in the study  
226 population as a whole, the proportion of dexamethasone prescriptions was less than 5% from

227 January to July 2020 but increased rapidly after July 2020. The proportion of ciclesonide  
228 prescriptions reached 17.6% at Week 13 (March 2020) but declined thereafter. The highest  
229 proportion of prescriptions was 13.2% at Week 23 (June 2020) for prednisolone and 9.4% at  
230 Week 17 (April 2020) for methylprednisolone.

231 In the study population as a whole, several steroids such as ciclesonide,  
232 prednisolone, and methylprednisolone were prescribed prior to the publication of the  
233 Japanese Guide. However, prescription patterns stabilized after the publication and revision  
234 of the Japanese Guide, and dexamethasone became the main treatment option especially  
235 after it was included in the guidance. The proportions of prescriptions for steroids other than  
236 those listed above were lower than for ciclesonide, prednisolone, methylprednisolone, and  
237 dexamethasone.

238

## 239 **Discussion**

240 We analyzed nationwide administrative data to examine the impact of the Japanese Guide on  
241 the trends of steroid prescriptions for COVID-19 inpatients. The proportion of  
242 dexamethasone prescriptions was remarkably increased after July 2020 when dexamethasone  
243 was included in the guidance. Until that update, the Japanese Guide had mentioned “steroid  
244 hormones” without specifying a type.

245 In the past, data on the number of severe cases were reported based on each

246 prefecture's own criteria. However, in this study, the proportions of severe, moderate II,  
247 moderate I, and mild cases among hospitalized cases were clarified in general accordance  
248 with the criteria described in the Japanese Guide. In addition, we identified changes in  
249 steroid prescriptions for COVID-19 hospitalized cases as well as changes in steroid  
250 prescriptions in accordance with continuous revisions of the Japanese Guide. The results  
251 suggest that a variety of steroids were prescribed in the early stages of the pandemic, that  
252 prescription patterns were not stable, and that the Japanese Guide had some influence on  
253 steroid prescription for COVID-19 hospitalized cases.

254         We analyzed patients' demographics and epidemiological characteristics to discuss  
255 whether the selected study population was appropriate for the aims of the study. As shown in  
256 Table 1, there was a high proportion of males in all severity subgroups, and this was  
257 particularly pronounced in severe cases. In addition, the median age was higher in severe and  
258 moderate II cases than in moderate I and mild cases. It was previously reported that being  
259 male<sup>21,22</sup> and being older than 65 years<sup>23</sup> were prognostic factors of COVID-19. Furthermore,  
260 length of hospital stay and in-hospital mortality rate increased with the rise of severity of  
261 disease. In our study, the epidemiological characteristics of each severity subgroup were  
262 consistent with these previous reports, and the definition of severity used in this study was  
263 considered adequate to classify the patient population. Contrary to our expectations, the  
264 proportion of cases with a smoking history was lower in the severe cases, whereas the

265 proportion of cases with an unknown smoking history was higher in the severe cases. This  
266 suggests that it may be difficult to obtain a smoking history in severe cases.

267 As shown in Figure 3, all severity subgroups had a relatively high proportion of  
268 prednisolone and methylprednisolone prescriptions in early 2020, but the proportion of  
269 dexamethasone prescriptions increased markedly after it was included in the Japanese Guide.  
270 The proportions of prescriptions for prednisolone and methylprednisolone decreased in  
271 moderate II cases and in moderate I and mild cases but remained high in severe cases. The  
272 proportion of cases prescribed steroids in severe cases varied widely from week to week,  
273 which may be attributed to the small number of severe cases (410 cases). The proportion of  
274 cases prescribed steroids in moderate I and mild cases was lower than in severe and  
275 moderate II cases; however, the proportion of dexamethasone prescriptions increased after  
276 its inclusion in the Japanese Guide. Furthermore, despite the recommendation not to  
277 administer steroids to patients with moderate disease I and mild disease in the fourth edition  
278 of the Japanese Guide revised on December 4, 2020, the proportion of dexamethasone  
279 prescriptions remained around 20% after the revision. This result suggests that  
280 dexamethasone may have been administered regardless of the disease severity.

281 The Subcommittee on Infectious Diseases of the Health Sciences Council held on  
282 December 17, 2020 recommended that, as one of the main issues in the response against the  
283 pandemic, it was necessary to consider strengthening research on infectious diseases



284 including collaboration between the National Institute of Infectious Diseases, the National  
285 Center for Global Health and Medical Research, and other related organizations. However,  
286 this study suggested that the recommendations in the Japanese Guide were not always  
287 followed adequately. Therefore, measures should be taken to promote compliance with the  
288 guidance, such as using tables and figures to communicate differences in the  
289 recommendations of drugs for each severity.

290

### 291 *Factors Other Than the Japanese Guide*

292 In order to assess the impact of the Japanese Guide on steroid prescriptions, it is necessary to  
293 consider factors other than the Japanese Guide that may have influenced steroid prescription.  
294 In addition to severity of disease, such factors include guidelines, research articles, drug  
295 approval and supply, and payments including cost-sharing and reimbursement. The increase  
296 in the proportion of dexamethasone prescriptions was not likely due to changes in patient  
297 severity because the proportion of severe/moderate II cases did not change before or after  
298 Week 29 (July 2020) as shown in Figure 2.

299 First editions of the "Rapid/Living Recommendations on Drug Management for  
300 COVID-19<sup>24</sup>" and the "The Japanese Medical Science Federation COVID-19 expert  
301 opinion <sup>25</sup>", which are also the major guidelines and guidance in Japan, were published on  
302 September 9, 2020 and November 20, 2020, respectively (Figure 2 ⑤, ⑥). Therefore, they

303 could not have caused the increase in the proportion of dexamethasone prescriptions in July  
304 2020. In addition, although ciclesonide attracted attention due to a case report<sup>26</sup> posted on  
305 March 2, 2020 on the website of the Japanese Society of Infectious Diseases, the rapid  
306 increase in its demand on the following day (March 3) led to a shipment adjustment, which  
307 may have suppressed the increase in the proportion of prescription (Figure 2 ①, ②). One  
308 of the reasons for the increase in prescriptions of prednisolone and methylprednisolone after  
309 April may have been because they are alternatives to ciclesonide, which was subject to  
310 shipment adjustments. However, because the proportion of dexamethasone prescriptions in  
311 the study population as a whole remained high despite a temporary drop during a shipment  
312 adjustment implemented around September 2020, the impact of the shipment adjustment on  
313 the proportion of dexamethasone prescriptions may not have been significant. However, it is  
314 difficult to discuss the impact of the Japanese Guide on changes in the proportion of  
315 dexamethasone prescriptions. This is because a report on the efficacy of dexamethasone<sup>16</sup>  
316 (following its publication on the preprint server on June 22, 2020<sup>27</sup>) was released on the  
317 same day as its inclusion in the Japanese Guide (Figure 2 ④). However, there was no  
318 significant increase in the proportion of dexamethasone prescriptions immediately after the  
319 publication of the preprint despite the media coverage that preceded the preprint being a hot  
320 topic in Japan, including coverage in a national newspaper<sup>28</sup>. Furthermore, causal inferences  
321 cannot be performed even when using quasi-experimental designs such as interrupted

322 time-series analysis.

323           Regarding drug approval, steroids such as dexamethasone were indicated for the  
324 treatment of severe infectious diseases, but none were indicated for the treatment of novel  
325 coronavirus infection. Thus, no impact was expected on the proportion of prescriptions due  
326 to the switch from steroids with no indication of "novel coronavirus infection" to steroids  
327 indicated for "novel coronavirus infection". Finally, no statements were found from the  
328 MHLW notice regarding the handling of medical payments that would lead to a change in  
329 the proportion of prescriptions of a particular steroid.

330

### 331 *Limitations of the Study*

332 The study had three limitations. First, if factors other than the Japanese Guide influenced  
333 steroid prescriptions at the same time, we could not distinguish between the influences of  
334 these factors. However, taking these factors into account as described above, it is considered  
335 that the Japanese Guide had some influence on Japanese physicians' decisions regarding  
336 prescription during the COVID-19 pandemic. Second, the data from hospitals participating  
337 in the QIP project utilized in this study may not be generalizable to the whole of Japan.  
338 Because the data utilized in this study were collected from hospitals that voluntarily  
339 participated in the QIP project, which aims to evaluate and improve the quality of medical  
340 care, they may have had a higher awareness of compliance with guidelines, etc. Thus, we

341 may have overestimated changes in prescription in response to the Japanese Guide. However,  
342 because acute care hospitals of various sizes from all over Japan voluntarily participate in the  
343 QIP project, bias due to the region or size of the medical institution's location was considered  
344 to be small. Third, there was a possibility of misclassification of disease severity. In this  
345 study, severity of disease was defined based on the medical practices included in the DPC  
346 data. However, because severity of disease is supposed to be determined objectively by  
347 evaluating oxygen saturation, which is not included in the DPC data, it is possible that  
348 differences in classifications may have occurred. However, based on the epidemiological  
349 characteristics of each severity subgroup shown in Table 1, the differences were considered  
350 to be small.

351

### 352 **Conclusions**

353 The present study suggests that the Japanese Guide influenced Japanese physicians'  
354 decisions regarding prescriptions during the COVID-19 pandemic. However, contrary to the  
355 recommendations in the Japanese Guide for drug treatment according to severity, steroids  
356 were prescribed even for moderate I and mild cases. This was despite the recommendation  
357 not to administer steroids since the fourth edition of the Japanese Guide of December 4,  
358 2020. It is possible that the recommendations in the Japanese Guide were not properly  
359 communicated.



## References

361

362

- 363 1. Katayama Y, Kiyohara K, Kitamura T, Hayashida S, Shimazu T. Influence of the  
364 COVID-19 pandemic on an emergency medical service system: a population-based,  
365 descriptive study in Osaka, Japan. *Acute Med Surg.* 2020;7(1). doi:10.1002/ams2.534
- 366 2. Fujita K, Ito T, Saito Z, Kanai O, Nakatani K, Mio T. Impact of COVID-19 pandemic  
367 on lung cancer treatment scheduling. *Thorac Cancer.* 2020;11(10):2983-2986.  
368 doi:10.1111/1759-7714.13615
- 369 3. Oda J, Takashi M, Matsuyama S, et al. JAAM Nationwide Survey on the response to  
370 the first wave of COVID-19 in Japan Part II: How the medical institutions overcame  
371 the first wave and how to prepare in future? *Acute Med Surg.* 2020:0-2.  
372 doi:10.1002/ams2.592
- 373 4. Bank of Japan. The Impact of COVID-19 on the Japanese Economy and the Bank of  
374 Japan's Response. 2020.
- 375 5. Miyakawa D, Oikawa K, Ueda K. Firm Exit during the COVID-19 Pandemic:  
376 Evidence from Japan. *J Jpn Int Econ.* 2021;59:101118.  
377 doi:10.1016/j.jjie.2020.101118
- 378 6. Bank of Japan. COVID-19 and the Global Economy: Impact and Challenges. 2020.
- 379 7. Okubo T. Spread of COVID-19 and telework: Evidence from Japan. *Covid Econ.*

- 380 2020;32:1-25.
- 381 8. Sackett DL, Rosenberg WMC, Gray JAM, Haynes RB, Richardson WS. Evidence  
382 based medicine: what it is and what it isn't. *BMJ*. 1996;312(71).  
383 doi:10.1136/bmj.312.7023.71
- 384 9. Sakai Y, Sato Y, Sato M, Watanabe M. Clinical usefulness of library and information  
385 services in Japan: The detailed use and value of information in clinical settings. *PLoS*  
386 *One*. 2018;13(6):1-18. doi:10.1371/journal.pone.0199944
- 387 10. Medical Information Network Distribution Service (Minds).  
388 [https://minds.jcqh.or.jp/english/s/project\\_overview](https://minds.jcqh.or.jp/english/s/project_overview). Accessed March 10, 2022.
- 389 11. Ministry of Health, Labour and Welfare. Information for medical institutions.  
390 [https://www.mhlw.go.jp/stf/seisakunitsuite/bunya/0000121431\\_00111.html](https://www.mhlw.go.jp/stf/seisakunitsuite/bunya/0000121431_00111.html). Accessed  
391 November 14, 2021.
- 392 12. Curtis HJ, MacKenna B, Walker AJ, et al. OpenSAFELY: Impact of national  
393 guidance on switching anticoagulant therapy during COVID-19 pandemic. *Open*  
394 *Heart*. 2021;8(2):1-10. doi:10.1136/openhrt-2021-001784
- 395 13. Marani M, Katul GG, Pan WK, Parolari AJ. Intensity and frequency of extreme novel  
396 epidemics. *Proc Natl Acad Sci U S A*. 2021;118(35):0-3.  
397 doi:10.1073/pnas.2105482118
- 398 14. Watanabe JH, Kwon J, Nan B, Abeles SR, Jia S, Mehta SR. Medication Use Patterns

- 399 in Hospitalized Patients with COVID-19 in California during the Pandemic. *JAMA*  
400 *Netw Open*. 2021;4(5):20-22. doi:10.1001/jamanetworkopen.2021.10775
- 401 15. Matsunaga N, Hayakawa K, Terada M, et al. Clinical epidemiology of hospitalized  
402 patients with COVID-19 in Japan: Report of the COVID- 19 REGISTRY JAPAN.  
403 *Clin Infect Dis*. 2020. doi:10.1093/cid/ciaa1470
- 404 16. The RECOVERY Collaborative Group. Dexamethasone in Hospitalized Patients with  
405 Covid-19 — Preliminary Report. *N Engl J Med*. 2020:1-11.  
406 doi:10.1056/nejmoa2021436
- 407 17. Yasunaga H, Matsui H, Horiguchi H, Fushimi K, Matsuda S. Clinical Epidemiology  
408 and Health Services Research using the Diagnosis Procedure Combination Database  
409 in Japan. *Asian Pacific J Dis Manag*. 2013;7(1-2):19-24.
- 410 18. Hayashida K, Murakami G, Matsuda S, Fushimi K. History and Profile of Diagnosis  
411 Procedure Combination (DPC): Development of a Real Data Collection System for  
412 Acute Inpatient Care in Japan. *J Epidemiol*. 2021;31(1):1-11.  
413 doi:10.2188/jea.JE20200288
- 414 19. Nomura K, Kojima T, Ishii S, Yonekawa T, Akishita M, Akazawa M. Identifying  
415 drug substances of screening tool for older persons' appropriate prescriptions for  
416 Japanese. *BMC Geriatr*. 2018;18(1):1-15. doi:10.1186/s12877-018-0835-y
- 417 20. Ministry of Health, Labour and Welfare. Open Data.



- 418 <https://www.mhlw.go.jp/stf/covid-19/open-data.html>. Accessed November 10, 2021.
- 419 21. Peckham H, de Gruijter NM, Raine C, et al. Male sex identified by global COVID-19  
420 meta-analysis as a risk factor for death and ITU admission. *Nat Commun*.  
421 2020;11(1):1-10. doi:10.1038/s41467-020-19741-6
- 422 22. Patel U, Malik P, Usman MS, et al. Age-Adjusted Risk Factors Associated with  
423 Mortality and Mechanical Ventilation Utilization Amongst COVID-19  
424 Hospitalizations-a Systematic Review and Meta-Analysis. *SN Compr Clin Med*.  
425 2020:1-10. doi:10.1007/s42399-020-00476-w
- 426 23. Du RH, Liang LR, Yang CQ, et al. Predictors of mortality for patients with  
427 COVID-19 pneumonia caused by SARSCoV- 2: A prospective cohort study. *Eur*  
428 *Respir J*. 2020;55(5). doi:10.1183/13993003.00524-2020
- 429 24. Special Committee Of The Japanese Clinical Practice Guidelines For The  
430 Management Of Sepsis And Septic Shock 2020 (J-SSCG 2020) The COVID-19 Task  
431 Force. *Rapid/Living Recommendations on Drug Management for COVID-19*. 1st ed.;  
432 2020.
- 433 25. The Japanese Medical Science Federation. *The Japanese Medical Science Federation*  
434 *COVID-19 Expert Opinion*. 1st ed.; 2020.
- 435 26. Iwabuchi K, Yoshie K, Kurakami Y, Takahashi K, Kato Y, Morishima T. Three cases  
436 of improvement with ciclesonide inhalation in early to mid-stage of COVID-19

- 437 pneumonia (Japanese). The Japanese Association for Infectious Disease.  
438 [https://www.kansensho.or.jp/uploads/files/topics/2019ncov/covid19\\_casereport\\_2003](https://www.kansensho.or.jp/uploads/files/topics/2019ncov/covid19_casereport_2003)  
439 [02\\_02.pdf](#). Published 2020. Accessed February 3, 2022.
- 440 27. Horby P, Lim WS, Emberson J, et al. Dexamethasone in Hospitalized Patients with  
441 Covid-19 — Preliminary Report. *medRxiv*. 2020. doi:10.1101/2020.06.22.20137273
- 442 28. Hirose M. Anti-inflammatory drug “dexamethasone” effective in reducing COVID-19  
443 mortality...widely used and inexpensive. *Yomiuri Shimbun Online*. June 17, 2020.  
444  
445

446 **Acknowledgements:**

447 We gratefully acknowledge the participating hospitals in the QIP and their staff.

448

449 **Authors' contributions:**

450 TH conceptualized the study, selected methods, analyzed and interpreted the data, wrote the  
451 original draft, reviewed and edited the manuscript, and visualized data. TH was a major  
452 contributor in writing the manuscript.

453 JS conceptualized the study, interpreted the data, developed the programming codes for  
454 analyzing data, validated and curated the data, reviewed and edited the manuscript, and  
455 contributed the funding acquisition.

456 DT conceptualized the study, interpreted the data, developed the programming codes for  
457 analyzing data, validated and curated the data, and reviewed and edited the manuscript.

458 TM conceptualized the study, interpreted the data, developed the programming codes for  
459 analyzing data, validated and curated the data, and reviewed and edited the manuscript.

460 SK conceptualized the study, interpreted the data, validated and curated the data, and  
461 reviewed and edited the manuscript.

462 YI is the guarantor of the article, and YI conceptualized the study, interpreted the data,  
463 validated and curated the data, and reviewed and edited the manuscript. YI supervised and  
464 administrated the research project, and contributed the funding acquisition.

465 All authors read and approved the final manuscript.

466

467 **Competing interests:**

468 The authors declare no competing interests.

469

470 **Data availability:**

471 The information provided to waive consent from study subjects includes the list of data users.

472 The datasets generated during and/or analysed during the current study are available from

473 the corresponding author on reasonable request. The other contact points are Office of

474 Research Promotion, General Affairs and Planning Division, Kyoto University (E-mail:

475 kikaku06@mail2.adm.kyoto-u.ac.jp; Tel: +81-75-753-9301) and the Ethics Committee,

476 Graduate School of Medicine, Kyoto University (e-mail: [ethcom@kuhp.kyoto-u.ac.jp](mailto:ethcom@kuhp.kyoto-u.ac.jp)).

477

478 **Ethics approval and consent to participate:**

479 The authors conducted the present study in accordance with the "Ethical Guidelines for Life

480 Science and Medical Research Involving Human Subjects" issued by the Ministry of

481 Education, Culture, Sports, Science, and Technology, the Ministry of Health, Labor, and

482 Welfare, and the Ministry of Economy, Trade, and Industry. The present study was approved

483 by the Ethics Committee, Kyoto University Graduate School and Faculty of Medicine

484 (approval number: R0135).

485

486 **Consent for publication:**

487 Consent from study subjects was waived by providing required information to study subjects

488 according to the Ethical Guidelines for Medical and Health Research Involving Human

489 Subjects of the Ministry of Health, Labour and Welfare, Japan (a provisional translation is

490 available from

491 <https://www.mhlw.go.jp/file/06-Seisakujouhou-10600000-Daijinkanboukouseikagakuka/000>

492 [0080278.pdf](https://www.mhlw.go.jp/file/06-Seisakujouhou-10600000-Daijinkanboukouseikagakuka/0000080278.pdf)).

493

494 **Funding:**

495 This study was supported by JSPS KAKENHI Grant Number JP19H01075 to Yuichi

496 Imanaka and JP21K21136 to Jung-ho Shin from the Japan Society for the Promotion of

497 Science and Health Labour Sciences Research Grant Numbers JPMH20HA2003 and

498 JPMH21IA1005 by the Ministry of Health, Labour and Welfare, Japan to Yuichi Imanaka.

499 The funders played no role in the study design, data collection, and analysis, decision to

500 publish, or preparation of the manuscript.

501

502 **Legend**

503

504 **Figure 1. Flow chart of the selection of the study population and subgroups.**

505 Legend: The number of cases is shown through the selection process.

506

507 **Figure 2. Number and proportion of cases by severity of disease.**

508 Figure 2a. Number of cases by severity of disease.

509 Figure 2b. Proportion of cases by severity of disease.

510 Legend: (a) Number of cases by severity of disease, (b) Proportion of cases by severity of

511 disease. Horizontal axis represents week number.

512

513 **Figure 3. Trends of steroid prescriptions.**

514 Figure 3a. Study population.

515 Figure 3b. Severe.

516 Figure 3c. Moderate II.

517 Figure 3d. Moderate I/mild.

518 Legend: ① A case report of ciclesonide administration published on the Infectious Diseases

519 Society of Japan website (March 2, 2020), ② Designation of ciclesonide as a drug subject

520 to shipment adjustment (March 3, 2020), ③ Publication of the preprint of the Recovery

521 Trial on the efficacy of dexamethasone (June 22, 2020), ④ Publication of the Recovery  
522 Trial in peer-reviewed journals (July 17, 2020), ⑤ Publication of the first edition of  
523 "Rapid/Living Recommendations on Drug Management for COVID-19" (September 9,  
524 2020), ⑥ Publication of the first edition of "The Japanese Medical Science Federation  
525 COVID-19 expert opinion" (November 20, 2020). Vertical axis represents the proportions of  
526 prescription, horizontal axis represents week number. From the fourth edition of the Japanese  
527 Guide revised on December 4, 2020, it is recommended that steroids not be administered to  
528 the patients with moderate I or lower, while dexamethasone is strongly recommended in  
529 moderate II or higher.

530

531 **Table 1. Patient demographics and epidemiological characteristics.**

532 Abbreviation: IQR, interquartile range.

533 a. 'Median' represents age (years-old) or hospital stay (days), b. Percentage of the total  
534 number of cases in each group.

535

**Table**

536 Table 1. Patients' demographics and epidemiological characteristics

		Study Population		Severity					
				Severe		Moderate II		Moderate I/Mild	
		(n = 8603)		(n = 410)		(n = 2231)		(n = 5962)	
		n	% <sup>b</sup>	n	% <sup>b</sup>	n	% <sup>b</sup>	n	% <sup>b</sup>
Sex	Male	5066	58.9	301	73.4	1437	64.4	3328	55.8
	Female	3537	41.1	109	26.6	794	35.6	2634	44.2
Age	Median [IQR], year <sup>a</sup>	58 [42-73]		72 [65-78]		73 [61-83]		52 [35-69]	
Age, class	18-64	5090	59.2	117	28.5	824	36.9	4149	69.6
	65-74	1521	17.7	129	31.5	540	24.2	852	14.3
	≥75	1992	23.2	164	40.0	867	38.9	961	16.1



Smoking History	Yes	2248	26.1	79	19.3	577	25.9	1592	26.7
	No	4481	52.1	157	38.3	1087	48.7	3237	54.3
	Unknown	1874	21.8	174	42.4	567	25.4	1133	19.0
Hospital Stay	Median [IQR], day <sup>a</sup>	10 [7-14]		31 [20-68]		16 [11-25]		9 [7-12]	
	<7 days	1923	22.4	88	21.5	395	17.7	1440	24.2
	7-13 days	4248	49.4	76	18.5	862	38.6	3310	55.5
	14-20 days	1423	16.5	65	15.9	577	25.9	781	13.1
	21-27 days	530	6.2	66	16.1	202	9.1	262	4.4
	≥28 days	479	5.6	115	28.0	195	8.7	169	2.8
Outcome at Discharge	Death	343	4.0	99	24.1	201	9.0	43	0.7
	Others	8260	96.0	311	75.9	2030	91.0	5919	99.3

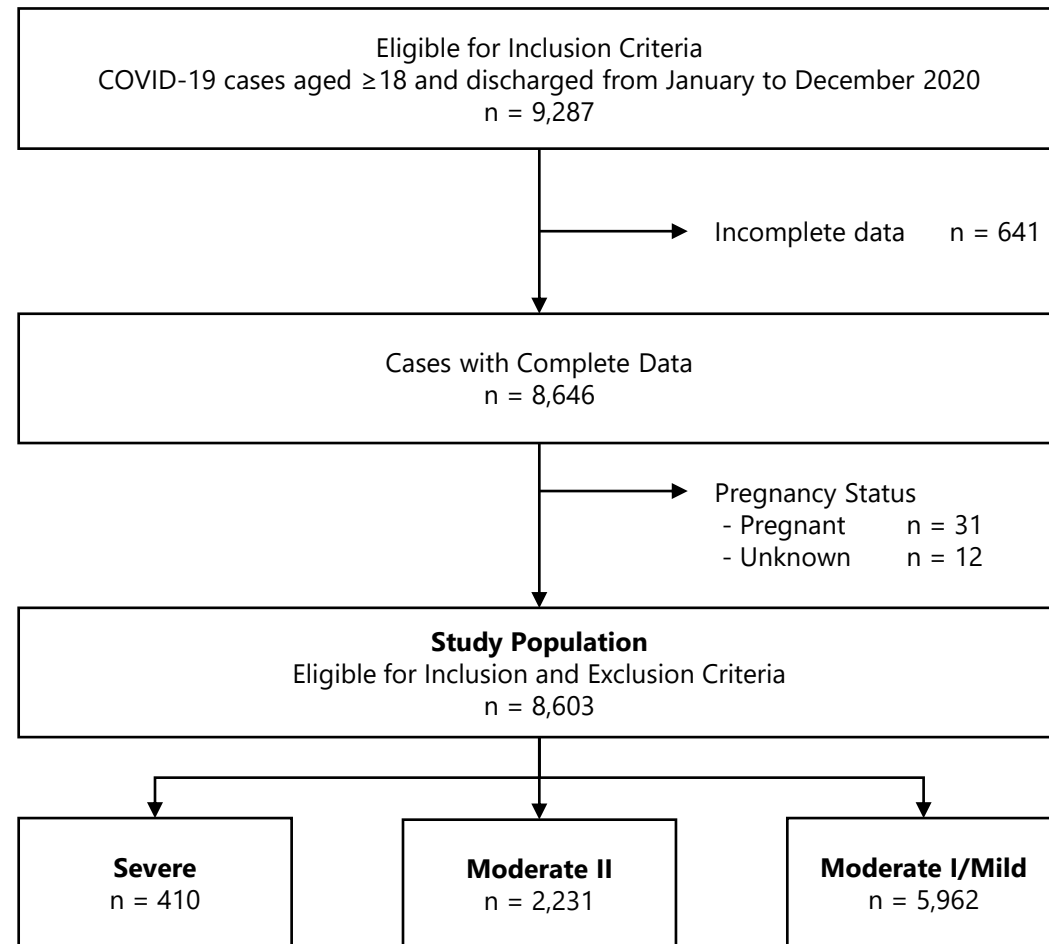
a. Median represents age (year-old) and hospital stay (days), respectively, b. Percentage of total number of cases in each group

Abbreviations: IQR, interquartile range

537

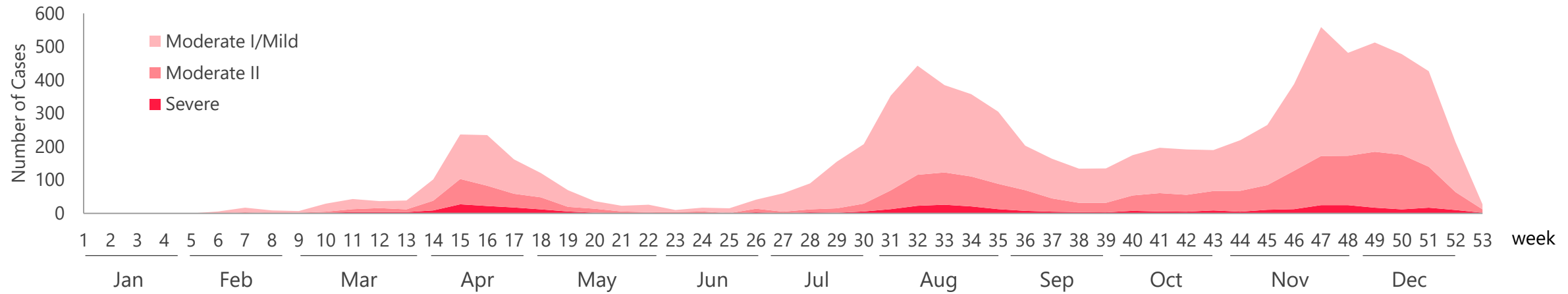
538

**Figure 1.** The flow chart of the selection of study population and subgroups

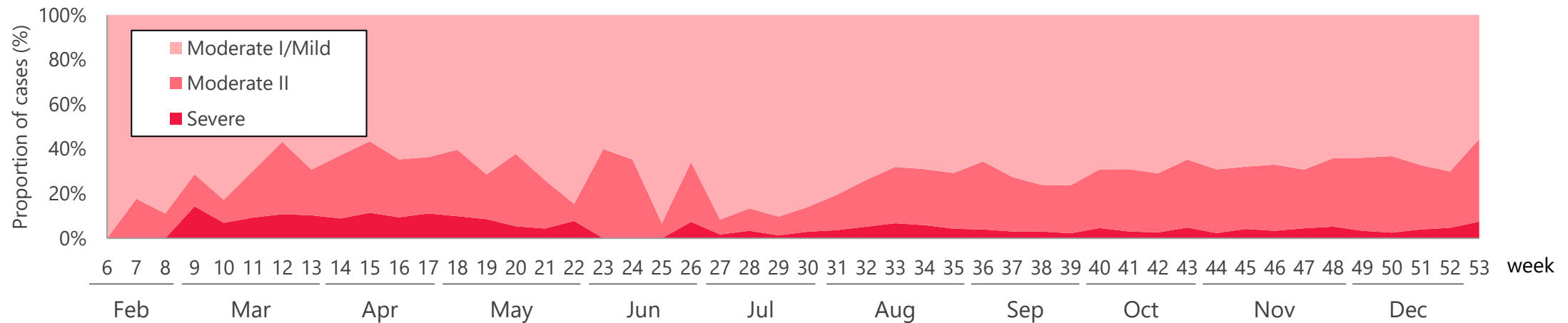


**Figure 2.** Number of cases by severity of disease

**a.** Number of cases by severity of disease

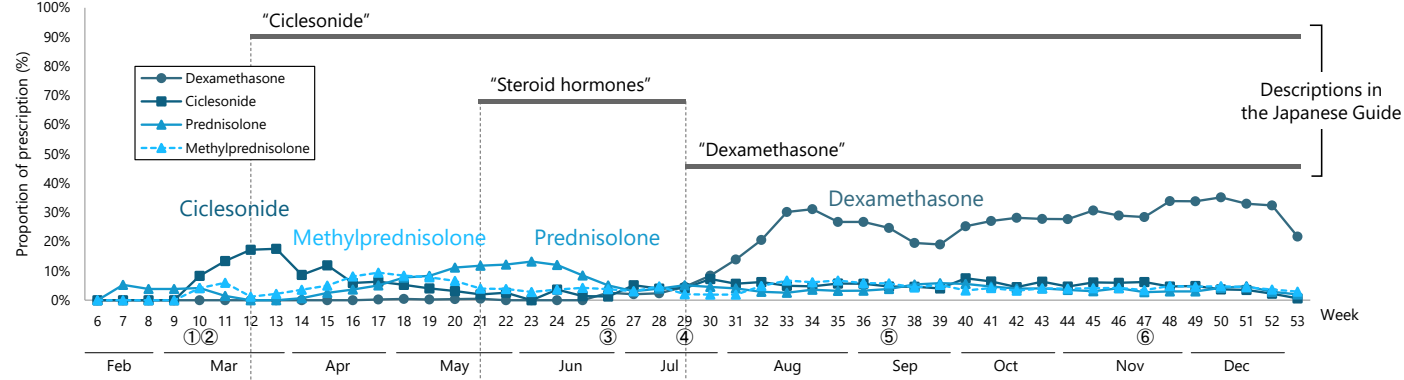


**b.** Proportion of cases by severity of disease

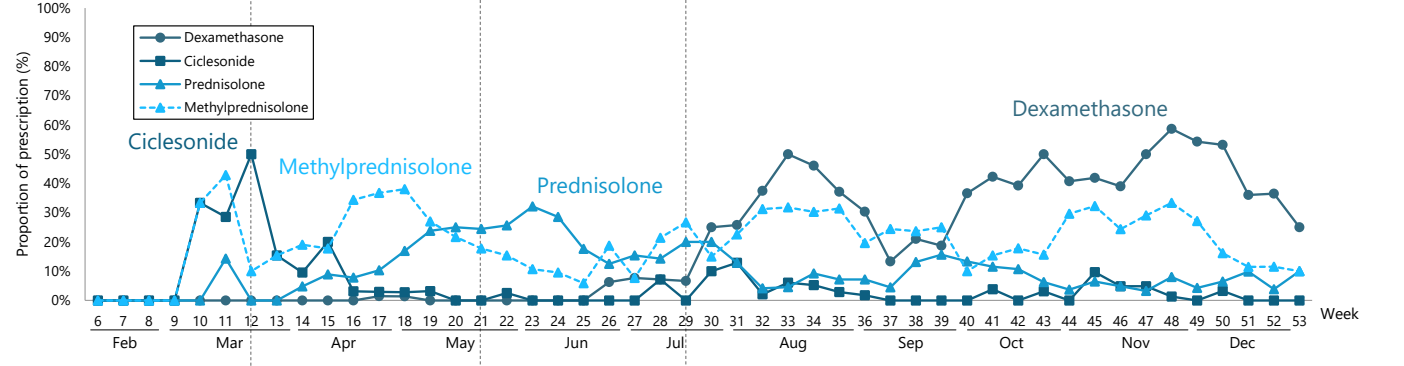


**Figure 3.** Trends of steroid prescription

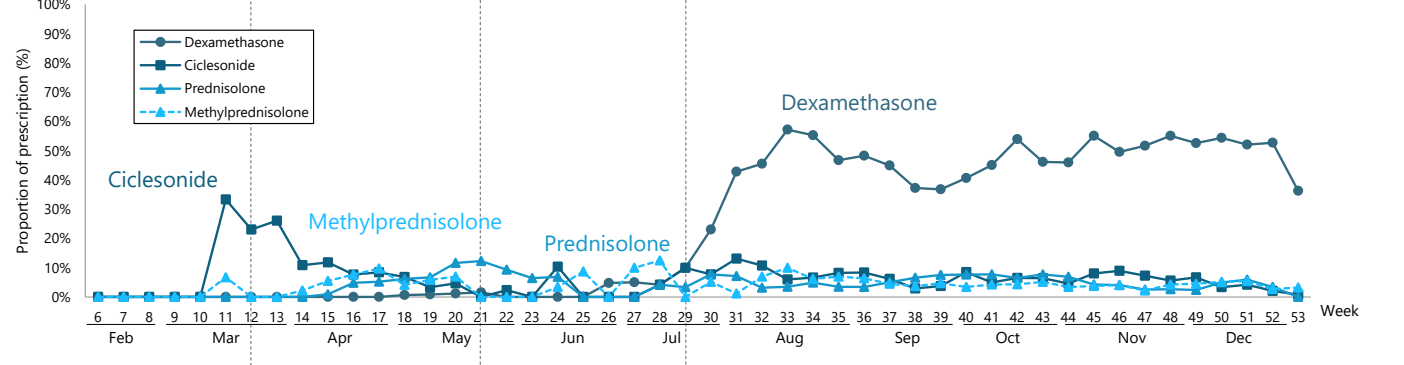
**a. Study population**



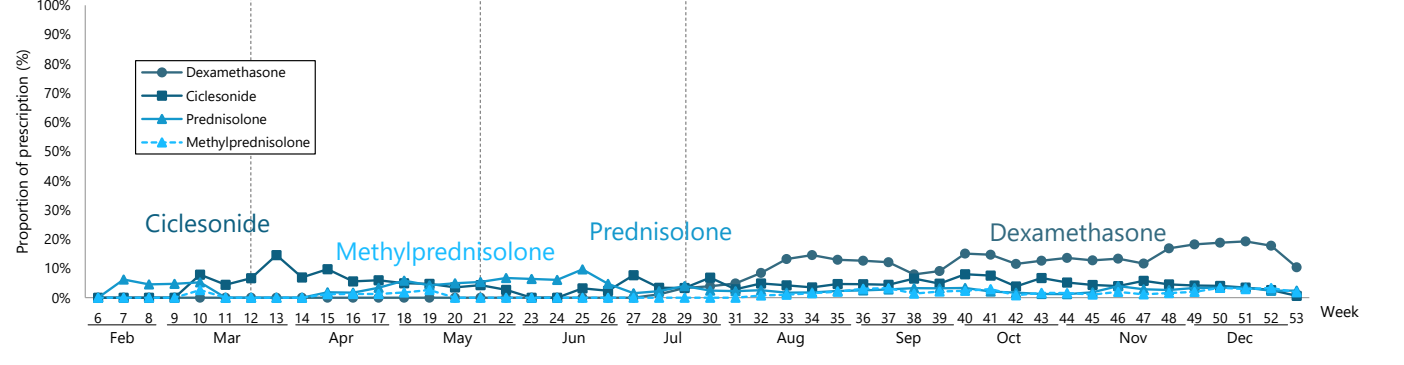
**b. Severe**

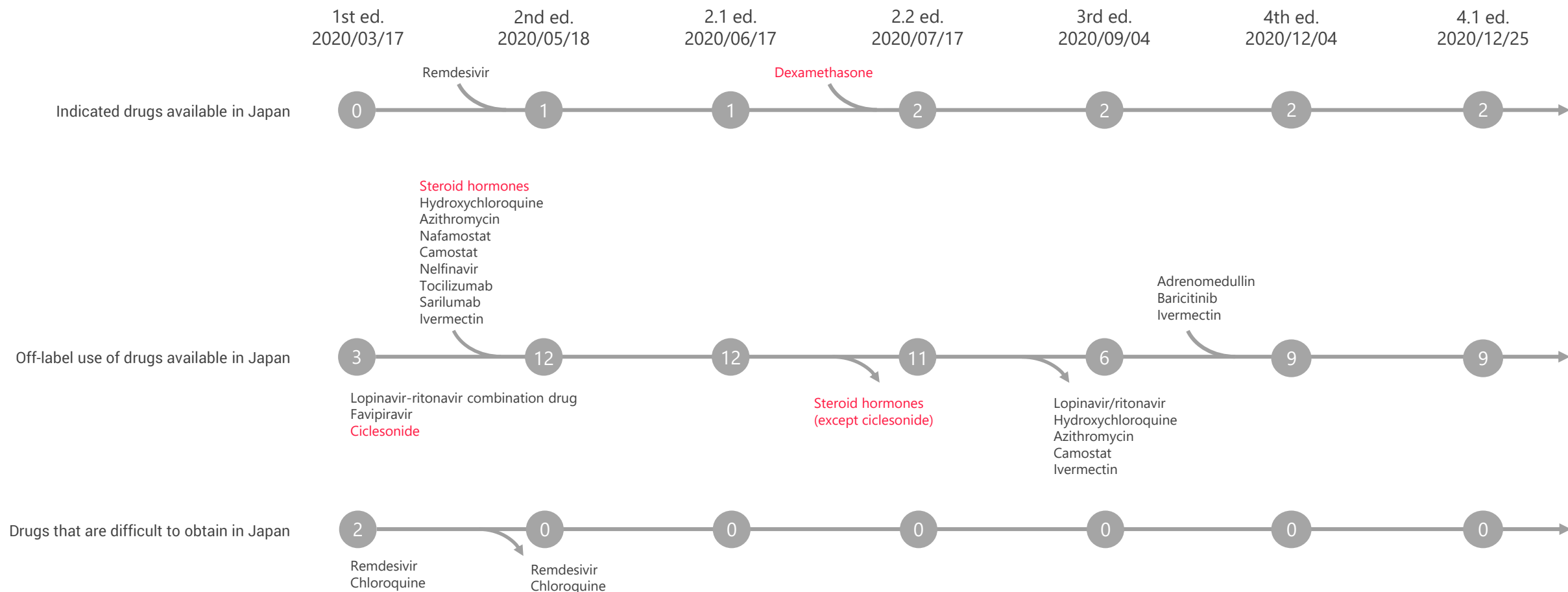


**c. Moderate II**



**d. Moderate I/Mild**





**Supplementary Figure 1.** The transition of pharmaceuticals mentioned in “Clinical management of patients with COVID-19: a guide for front-line healthcare workers”

The editions of the Japanese Guide and dates of their publication were described. The Japanese Guide have three sections: Indicated drugs available in Japan; Off-label use of drugs available in Japan; Drugs that are difficult to obtain in Japan. The curved lines, joining the horizontal straight lines, mean pharmaceuticals which was added to the Japanese Guide at each revision. The curved arrows, branching out from the horizontal straight lines, mean pharmaceuticals which was deleted from the Japanese Guide at each revision. Numbers in circles are numbers of pharmaceuticals which was mentioned in the Japanese Guide at each edition.

**Supplementary Table 1.** Variables, Types of Codes, and Corresponding Codes

Variables	Types of Codes	Codes
COVID-19	ICD-10	B34.2, U07.1, U07.2.
Tracheostomy	Claims Code	K386, K386-2
Endotracheal intubation	Claims Code	J044
Ventilation	Claims Code	J0451, J0453
ECMO	Claims Code	K6021, K6022
Oxygen administration	Claims Code	J024 739200000, 739210000, 739220000, 739230000, 739240000, 739250000, 739260000, 739270000
High-flow therapy	Claims code	J026-41, J026-42
NPPV	Claims code	J026-2, J0454
Dexamethasone	NHI Drug Code (7 digits)	2454002, 2454405, 2454407
Ciclesonide	NHI Drug Code (7 digits)	2290702
Prednisolone	NHI Drug Code (7 digits)	2456002, 2456001, 2456405
Methylprednisolone	NHI Drug Code (7 digits)	2456003, 2456400, 2456402

Abbreviations: COVID-19, Coronavirus disease 2019; ICD-10, International Statistical Classification of Diseases and Related Health Problems, Tenth Revision; ECMO, Extracorporeal Membrane Oxygenation; NPPV, Non invasive Positive Pressure Ventilation; NHI, National Health Insurance;