

Metformin Is Associated with Favorable Outcomes in Patients with COVID-19 and Type 2 Diabetes Mellitus

Zhiyuan Ma¹, Nishit Patel¹, Pranathi Vemparala¹, Mahesh Krishnamurthy^{1*}

¹ Department of Internal Medicine, St Luke's University Health Network-Easton Campus

Running title: Metformin and COVID-19

*To whom correspondence should be addressed:

Mahesh Krishnamurthy, MD

Department of Internal Medicine, St Luke's University Health Network-Easton Campus

Phone: 484-658-0692 Fax: 610-638-0757

Email: Mahesh.Krishnamurthy@sluhn.org

Abstract

Aim: Coronavirus disease 2019 (COVID-19) is a new pandemic the entire world is facing since December of 2019. In this retrospective study, we aim to address whether metformin use offers a low mortality on patients with COVID-19 and pre-existing type 2 diabetes mellitus (T2DM).

Materials and Methods: A cohort of 1356 hospitalized patients with COVID-19 and pre-existing T2DM was analyzed by multivariate regression. Covariates that potentially confound the association were further adjusted using propensity score matching or inverse probability of treatment weighting. A meta-analysis of the present study along with 5 published studies with metformin use prior to admission in patients with COVID-19 and T2DM was carried out.

Results: We found that metformin therapy prior to admission in patients with COVID-19 and T2DM was significantly associated with less primary outcome events including in-hospital mortality and hospice care enrollment with an odds ratio (OR) of 0.25 (95% CI, 0.06-0.74) and less in-hospital length of stay, compared to non-metformin group. There were no statistical differences between the metformin group and non-metformin group for all three inflammatory markers (ferritin, CRP, and IL-6) on admission or peak levels during hospitalization. Furthermore, meta-analysis demonstrated that metformin use was significantly correlated with reduced mortality with an OR of 0.73 (95% CI, 0.65-0.82) in the fixed effect model and 0.58 (95% CI, 0.42-0.80) for the random effect model.

Conclusions: Our results provide supporting evidence that metformin may confer increased survival in patients with COVID-19 and T2DM treated with Metformin prior to hospitalization.

Keywords

COVID-19, Type 2 diabetes mellitus, Metformin, Meta-analysis

Introduction

Rapid outbreak and spread of coronavirus disease 2019 (COVID-19), caused by the novel severe acute respiratory syndrome coronavirus 2 (SARS-CoV-2), leads to a global health crisis ¹⁻⁵. Risk factors and comorbidities linked to worse outcomes for COVID-19 patients have been identified. These include old age ⁵, chronic pulmonary disease and smoking ⁶, cardiovascular disease ⁶, hypertension ⁷, diabetes mellitus and obesity ⁸. Patients with pre-existing diabetes mellitus, depending on nations and patient cohorts, have been reported to account for patients with COVID-19 from 5-20% in China, 17% in Lombardy in Italy to 33% in the US ¹⁻⁵. Diabetic patients hospitalized with COVID-19 are two- to three-fold more likely to be admitted into intensive care units than that of non-diabetics and the mortality rate is at least doubled ^{6,9-11}, suggesting urgent need for effective treatments in patients with COVID-19 and diabetes mellitus.

Metformin is widely used as the first-line therapy for type 2 diabetes mellitus (T2DM) ¹². Metformin is effective, safe, and inexpensive and may reduce the risk for cardiovascular events and death in T2DM ¹³. Historically, because of its host-directed anti-viral properties, metformin was used during the treatment of influenza outbreak ¹⁴. Likewise, based on the pathogenesis of SARS-CoV-2, several mechanisms have been speculated about the possible beneficial effects of metformin in COVID-19 patients with pre-existing T2DM, such as anti-inflammatory effects ¹⁵, reduction in neutrophils ¹⁶, increasing the cellular pH to inhibit viral infection, interfering with the endocytic cycle and reversing established lung fibrosis ¹⁷. In contrast, metformin use has also been challenged in COVID-19 patients with T2DM because of the potential risk for lactic acidosis, particularly in the cases of multi-organ failure and for promoting SARS-CoV-2 infection by

possibly increasing in ACE2 availability in the respiratory tract¹⁸. Recent accumulating evidence suggests that treating COVID-19 patients with pre-existing T2DM with metformin may not be harmful, but whether metformin endows a protective effect and offers a low mortality in patients with COVID-19 and T2DM remains inconclusive. Therefore, more clinical data regarding the use of metformin in COVID-19 patients with pre-existing T2DM is needed to provide clinical evidence. In the present study, we aimed to address whether metformin use is beneficial in COVID-19 patients with pre-existing T2DM. We found that COVID-19 patients with pre-existing T2DM treated with metformin prior to hospitalization had favorable outcome compared to metformin non-users. Our findings support the use of metformin as the first-line therapy for T2DM in patients with COVID-19 prior to hospitalization.

Materials and methods

Study Design and Participants

We conducted a retrospective study of COVID-19 patients admitted to the St Luke's University Health Network (SLUHN) from 3/16/2020 to 2/15/2021. COVID-19 is defined by positive results of RT-PCR for COVID-19 nasal swab specimens. The inclusion criteria included patients (Age \geq 18) with COVID-19 and pre-existing T2DM. The exclusion criteria were incomplete medical records, lack of outcome data, type 1 DM, and in-hospital length of stay less than 1 day. Oral hypoglycemic medications including metformin were held during hospitalization according to the SLUHN policy. Patients with pre-existing T2DM who took metformin prior to admission were designated as the metformin group and those did not receive metformin prior to admission were

assigned as the non-metformin group. Metformin use was determined as documented in the home medication list in EPIC within the 3 months before admission. The primary outcome was a composite of in-hospital death or hospice care enrollment. The secondary outcomes were in-hospital length of stay and mechanical ventilation. This study was approved by the SLUHN institutional review board (SLIR 2020-100) and was granted a waiver of informed consent.

Multivariate regression

To investigate the potential effect of metformin on the primary outcome, multivariate regression was applied. Clinically relevant confounders including age, height, weight, gender, race, comorbidities (congestive heart failure (CHF), coronary heart disease (CAD), asthma, chronic obstructive pulmonary disease (COPD)), clinical lab tests (BUN, creatinine, ALT, total bilirubin) were entered into a multivariate logistic regression model as covariates. To avoid the introduction of bias, no imputations were performed for missing values. Patients with missing values were excluded from the analysis.

Propensity score matching (PSM) and inverse probability of treatment weighting (IPTW)

To account for the potential confounders associated with the use of metformin and to ensure the robustness of our results, propensity score matching was used based on variables including age, height, weight, gender, race, comorbidities (CHF, CAD, asthma, COPD), clinical lab tests (BUN, creatinine, ALT, total bilirubin). Propensity scores for each patient were estimated by a multivariate logistic regression model. The matched cohort was created at a 1:1 ratio with a caliper size of 0.05. Using the estimated propensity scores as weights, the IPTW method was used to generate additional weighted cohort (IPTW cohort). The balance between covariates was evaluated

by estimating standardized mean differences (SMD) in both the propensity score matched cohort and the IPTW cohort.

Meta-analysis

To assess whether metformin use prior to admission offers a low mortality by comparing and integrating the results of different studies, meta-analysis was carried out as described previously¹⁹. Odds ratio (OR) was used as the summary statistics. The OR represents the odds of a death event occurring in the metformin group in comparison to the non-metformin group. The point of estimate of the OR is considered statistically significant at the $P < 0.05$ level if the 95% confidence interval does not include the value 1. In our study, fixed and random effect models were employed. Studies with metformin treatment prior to admission in patients with COVID-19 and pre-existing T2DM were included.

Statistical analysis

Data were presented as mean and 95% confidence interval (CI) or median and interquartile range (IQR) for continuous variables. For differences in continuous variables, Student's t tests (normally distributed) or Mann-Whitney U test (non-normally distributed) were used for comparison. Categorical variables were expressed as percentage (%). For the comparison of categorical variables, χ^2 tests were used. The risk of primary outcome was calculated as OR using multivariate logistic regression models. P values < 0.05 were considered to be statistically significant. All analyses were conducted with R (version 3.6.1).

Results

Baseline characteristics

A total of 1872 admissions with confirmed COVID-19 and diabetes from 11 hospitals in the St Luke's University Health Network were initially included for this study. After excluding multiple admissions (hospital length of stay less than 24 hours, type 1 diabetes, or missing value), we included 1356 patients in our study cohort (Fig. 1). In the final cohort, there were 361 patients taking metformin prior to admission and 995 patients treated with anti-diabetic other than metformin. The baseline characteristics of our cohort on admission are summarized in Table 1.

Primary outcomes

The primary outcome was a composite of in-hospital death or hospice. Of the 361 in the metformin group, primary outcome events occurred in 3 patients (0.83%) including 2 of in-hospital death and 1 for hospice, compared with 40 of 995 (4.02%) in the non-metformin group, specifically 21 of in-hospital death and 19 for hospice. In the multivariate logistic regression analyses, after adjusting age, gender, race, comorbidities, BUN, creatinine, ALT, total bilirubin, outpatient metformin use was significantly associated with lower primary outcome events (OR, 0.25; 95% CI, 0.06-0.74; $P = 0.027$) compared to non-metformin (Fig. 2).

To verify the robustness of the model, we conducted a sensitivity study with randomly excluding patients from two hospitals. The adjust OR from this new cohort ($n=1143$) for the primary outcome was 0.25 (95% CI, 0.06-0.76; $P = 0.031$). To account for confounding that could lead to the protective association between metformin and the primary outcome, we further performed propensity score matching (PSM) and propensity score-based inverse probability of treatment

weighting (IPTW) analyses. After PSM or IPTW, the covariates between the metformin group and the non-metformin group were well balanced based on SMD as shown in Table 1 and Fig. 3. In the PSM matched cohort, after adjusting the above variables, there was a reduced risk of primary outcome events in the metformin group (adjusted OR, 0.22; 95% CI, 0.04-0.81; P = 0.038) (Fig. 2). Similarly, in the IPTW matched cohort, the adjusted OR for the primary outcome was 0.25 (95% CI, 0.07-0.89; P = 0.033).

Secondary outcomes

To further investigate the potential effects of metformin use prior to admission, we accessed in-hospital length of stay and the rate of mechanical ventilation in the original cohort and PS matched cohort (Table 2). The in-hospital length of stay was significantly lower with a mean of 6.42 ± 5.51 days in the metformin group compared to 8.04 ± 7.78 days in the non-metformin group ($P < 0.001$) in the original cohort. A similar result was maintained ($P = 0.049$) in the propensity score matched cohort with a mean of 6.43 ± 5.51 days in the metformin group and 7.38 ± 7.40 days in the non-metformin group, respectively. For mechanical ventilation, while the rate (3.3%) in the metformin group was markedly smaller than that (6.7%) in the non-metformin group ($P = 0.018$) in the original cohort, there was no difference in the matched cohort.

Inflammatory responses in the metformin group versus the non-metformin group

Metformin has been shown to have anti-inflammatory effects¹⁵. The inflammatory response has been shown to play a pivotal role in the progression of COVID-19, and inflammatory cytokine storm ultimately results in severe COVID-19. To determine whether use of metformin prior to admission affects inflammatory responses in COVID-19 patients, we compared the measured

serum levels of ferritin, C-reactive protein (CRP) and interleukin-6 (IL-6) on admission and peak levels during hospitalization between the metformin group and the non-metformin group. In this retrospective cohort, serum ferritin was measured in 92.2 % of cases, CRP was measured in 91.5 % of cases and IL-6 was measured in 39.0% of cases. There were no statistical differences between the metformin group and non-metformin group for all three markers on admission or peak levels during hospitalization (Fig. 4).

Meta-analysis of in-hospital mortality in the metformin group versus the non-metformin group

A few of retrospective observational studies in COVID-19 patients with T2DM suggested that metformin treatment prior to admission is associated with a potential reduction in in-hospital mortality²⁰⁻²⁴. To further assess the association between metformin use and decreased mortality by increasing statistical power, we performed a meta-analysis of 6 studies with the use of metformin before admission including the present study to determine the effects of metformin on mortality. Despite the heterogeneity among the studies, the pooled OR was 0.73 (95% CI, 0.65-0.82) in the fixed effect model and 0.58 (95% CI, 0.42-0.80) in the random effect model, indicating metformin use was associated with a significant reduction of in-hospital death (Fig. 5).

Discussion

With the pandemic of COVID-19 and its high mortality especially in patients with pre-existing diabetes mellitus, there is an urgent need to develop treatments that are effective, safe, and available immediately. Metformin is a widely used anti-diabetic agent that is safe, effective, and inexpensive for T2DM. In view of host-directed anti-viral properties and anti-inflammatory effects

of metformin, we set out to explore whether metformin is beneficial in patients with COVID-19 and preexisting T2DM. In this retrospective cohort study, we found that metformin therapy prior to admission in patients with COVID-19 and preexisting T2DM was significantly associated with reduced primary outcome events, which was a composite of in-hospital mortality and enrollment in hospice care. Of note, most patients enrolled in hospice/comfort care passed away shortly in the setting of COVID-19 infection in our cohort. In agreement with our findings, in CORONADO study, a large observational multicenter French study, metformin users prior to hospital admission were associated with a significant reduction in mortality at day 7, compared to non-users in an unadjusted analysis (OR: 0.59, 95% CI: 0.42–0.84). There was a trend but not significant decrease in mortality after the full adjustment²². In a retrospective study of 120 Chinese patients with pre-existing diabetes and confirmed and unconfirmed but clinically diagnosed COVID-19, there was a reduced but not statically significant trend for in-hospital mortality in metformin users (n = 43), compared to metformin non-users (9.3% vs 19.5%)²³. Consistent with studies in China and French, a recent retrospective study in USA with 220 COVID-19 patients with pre-existing diabetes including 76 metformin users and 144 non-users showed that metformin treatment was independently and significantly associated with a reduction in mortality in COVID-19 with T2DM (OR 0.33; 95%CI 0.13-0.84; p=0.0210)²⁴. In another large US retrospective study of 6,256 subjects (>95% diabetes, 52.8% female, mean age 75 years) from UnitedHealth database, a significantly decreased mortality in women (but not in men) was observed in metformin users with an odds ratio of 0.759 by propensity matching and an hazard ratio of 0.785 by Cox proportional-hazards, compared to metformin non-users²¹. Furthermore, retrospective cohort analysis of US electronic health record (EHR) data from 12 hospitals and 60 primary care clinics in the Midwest have shown that outpatient metformin use was associated with a decrease in mortality from

COVID-19, OR 0.32 ($P=0.002$), and a trend towards decreased admission for COVID-19²⁰. These studies indicate the possible benefit of metformin therapy prior to admission in COVID-19 patients with pre-existing T2DM. Furthermore, in view of small number of patients in most of above observational studies and lack of statistical power, meta-analysis was carried out in the present study to integrate the results of different studies including our study. We found that metformin use prior to admission was associated with a significant reduction of in-hospital death by 27% with a pooled OR of 0.75 (95% CI, 0.66-0.84) in the fixed effect model and by 42% with a pooled OR of 0.58 (95% CI, 0.42-0.80) in the random effect model.

While metformin therapy prior to admission is significantly associated with reduced mortality, there is evidence suggesting metformin treatment might be effective in patients with COVID-19 and pre-existing T2DM during hospitalization. In a retrospective analysis in China of 283 COVID-19 patients with pre-existing T2DM, treating patients with metformin ($n = 104$) was associated with a significantly lower in-hospital mortality, compared with metformin non-users ($n = 179$) with similar patients characteristics, laboratory parameters, and treatments (2.9% vs 12.3%, respectively; $P = 0.01$), despite significantly higher fasting blood glucose levels in metformin users²⁵. Furthermore, another retrospective study of 1213 hospitalized COVID-19 patients with pre-existing T2DM on the use of metformin from 16 hospitals in China found that metformin was not only associated with an increased incidence of acidosis (adjusted hazard ratio 2.45, 95% CI 1.08-5.54, $P = 0.032$), but with a significant reduction in heart failure (adjusted hazard ratio 0.61, 95% CI 0.43-0.87, $P = 0.006$) as well as inflammatory responses, although there were no differences in 28-day COVID-19-related mortality or the length of hospitalization²⁶. These results further support continuing use of metformin in COVID-19 patients with pre-existing T2DM with closely monitoring acidosis and kidney function.

In response to SARS-CoV-2 infection, it seems that there are two distinct but overlapping pathologic phases; the first viral response phase triggered by the virus itself and the second inflammatory phase mediated by the host response²⁷. Accumulating evidence indicates that many patients with severe COVID-19 manifest cytokine storm syndrome. Therefore, agents with evidence of reducing hyper-inflammation in COVID-19 patients could be therapeutic. It has been reported that metformin has anti-inflammatory effects¹⁵ and can modulate the immune responses and restore immune homeostasis in immune cells via AMPK-dependent mechanisms²⁸. In a retrospective study of 120 Chinese patients with pre-existing diabetes and confirmed and unconfirmed but clinically diagnosed COVID-19, a significantly lower increase in interleukin-6 was observed in metformin users prior to admission, compare to non-users ($n = 77$)²³. In addition, the dynamic trajectories of serum inflammatory factors, including CRP, IL-6, IL-2, and tumor necrosis factor-alpha (TNF- α), have demonstrated lower degrees of elevation in the hospitalized COVID-19 patients with metformin treatment than the non-metformin group, particularly in patients with severe COVID-19²⁶. Conversely, there were no significant differences in the levels of ferritin, CRP, or IL-6 on admission and peak value during hepatization between metformin users and non-metformin users in our study. More studies are needed to clarify whether metformin could mitigate inflammatory responses in patients with COVID-19.

Several limitations are present in our study. First, although efforts were made to balance and control for potential confounding factors by multiple variable adjustments and propensity score matching, due to the inherent nature of retrospective observational studies, residual confounders are likely to exist and could not be balanced. Second, a positive effect was observed in the meta-analysis with an overall reduction of mortality, but the size of the retrospective studies that were included in the meta-analysis varied considerably, resulting in moderate-to-high heterogeneity (I^2

= 56%, $P=0.04$). Future prospective randomized controlled trials are needed to determine any definitive clinical beneficial outcomes in patients with COVID-19 and pre-existing T2DM treated with metformin.

In conclusion, our findings demonstrate that metformin therapy prior to admission in patients with COVID-19 and pre-existing T2DM is associated with a significant reduction of in-hospital mortality and provide clinical evidence in support of metformin as first line anti-diabetic agent for patients with COVID-19 and pre-existing T2DM.

Author Contributions

ZM and MK designed the study and wrote the manuscript. ZM, NP, and PV collected the data. ZM performed and analyzed data. All authors reviewed the results and approved the final version of the manuscript.

Acknowledgements

We thank Dr. Douglas S. Corwin for helpful discussion with data collection and interpretation.

Conflict of Interest Disclosures

The authors have declared that no conflict of interest exists.

References

1. Guan WJ, Ni ZY, Hu Y, et al. Clinical Characteristics of Coronavirus Disease 2019 in China. *N Engl J Med*. 2020;382(18):1708-1720.
2. Wu Z, McGoogan JM. Characteristics of and Important Lessons From the Coronavirus Disease 2019 (COVID-19) Outbreak in China: Summary of a Report of 72314 Cases From the Chinese Center for Disease Control and Prevention. *JAMA*. 2020.
3. Yang X, Yu Y, Xu J, et al. Clinical course and outcomes of critically ill patients with SARS-CoV-2 pneumonia in Wuhan, China: a single-centered, retrospective, observational study. *Lancet Respir Med*. 2020;8(5):475-481.
4. Cummings MJ, Baldwin MR, Abrams D, et al. Epidemiology, clinical course, and outcomes of critically ill adults with COVID-19 in New York City: a prospective cohort study. *Lancet*. 2020;395(10239):1763-1770.
5. Grasselli G, Zangrillo A, Zanella A, et al. Baseline Characteristics and Outcomes of 1591 Patients Infected With SARS-CoV-2 Admitted to ICUs of the Lombardy Region, Italy. *JAMA*. 2020.
6. Guan WJ, Liang WH, Zhao Y, et al. Comorbidity and its impact on 1590 patients with COVID-19 in China: a nationwide analysis. *Eur Respir J*. 2020;55(5).
7. Yang Q, Zhou Y, Wang X, et al. Effect of hypertension on outcomes of adult inpatients with COVID-19 in Wuhan, China: a propensity score-matching analysis. *Respir Res*. 2020;21(1):172.
8. Lighter J, Phillips M, Hochman S, et al. Obesity in Patients Younger Than 60 Years Is a Risk Factor for COVID-19 Hospital Admission. *Clin Infect Dis*. 2020;71(15):896-897.
9. Zhou F, Yu T, Du R, et al. Clinical course and risk factors for mortality of adult inpatients with COVID-19 in Wuhan, China: a retrospective cohort study. *Lancet*. 2020;395(10229):1054-1062.
10. Roncon L, Zuin M, Rigatelli G, Zuliani G. Diabetic patients with COVID-19 infection are at higher risk of ICU admission and poor short-term outcome. *J Clin Virol*. 2020;127:104354.
11. Huang I, Lim MA, Pranata R. Diabetes mellitus is associated with increased mortality and severity of disease in COVID-19 pneumonia - A systematic review, meta-analysis, and meta-regression. *Diabetes Metab Syndr*. 2020;14(4):395-403.
12. American Diabetes A. 1. Promoting Health and Reducing Disparities in Populations. *Diabetes Care*. 2017;40(Suppl 1):S6-S10.
13. Holman RR, Paul SK, Bethel MA, Matthews DR, Neil HA. 10-year follow-up of intensive glucose control in type 2 diabetes. *N Engl J Med*. 2008;359(15):1577-1589.
14. Garcia EY. Flumamine, a new synthetic analgesic and anti-flu drug. *J Philipp Med Assoc*. 1950;26(7):287-293.
15. Cameron AR, Morrison VL, Levin D, et al. Anti-Inflammatory Effects of Metformin Irrespective of Diabetes Status. *Circ Res*. 2016;119(5):652-665.
16. Dalan R. Metformin, neutrophils and COVID-19 infection. *Diabetes Res Clin Pract*. 2020;164:108230.
17. Esam Z. A proposed mechanism for the possible therapeutic potential of Metformin in COVID-19. *Diabetes Res Clin Pract*. 2020:108282.

18. Ursini F, Ciaffi J, Landini MP, Meliconi R. COVID-19 and diabetes: Is metformin a friend or foe? *Diabetes Res Clin Pract.* 2020;164:108167.
19. Ma Z, Dong A, Fan J, Cheng H. Does sleeve lobectomy concomitant with or without pulmonary artery reconstruction (double sleeve) have favorable results for non-small cell lung cancer compared with pneumonectomy? A meta-analysis. *Eur J Cardiothorac Surg.* 2007;32(1):20-28.
20. Bramante CT, Buse J, Tamaritz L, et al. Outpatient metformin use is associated with reduced severity of COVID-19 disease in adults with overweight or obesity. *J Med Virol.* 2021.
21. Bramante CT, Ingraham NE, Murray TA, et al. Metformin and risk of mortality in patients hospitalised with COVID-19: a retrospective cohort analysis. *Lancet Healthy Longev.* 2021;2(1):e34-e41.
22. Cariou B, Hadjadj S, Wargny M, et al. Phenotypic characteristics and prognosis of inpatients with COVID-19 and diabetes: the CORONADO study. *Diabetologia.* 2020;63(8):1500-1515.
23. Chen Y, Yang D, Cheng B, et al. Clinical Characteristics and Outcomes of Patients With Diabetes and COVID-19 in Association With Glucose-Lowering Medication. *Diabetes Care.* 2020;43(7):1399-1407.
24. Crouse AB, Grimes T, Li P, Might M, Ovalle F, Shalev A. Metformin Use Is Associated With Reduced Mortality in a Diverse Population With COVID-19 and Diabetes. *Front Endocrinol (Lausanne).* 2020;11:600439.
25. Luo P, Qiu L, Liu Y, et al. Metformin Treatment Was Associated with Decreased Mortality in COVID-19 Patients with Diabetes in a Retrospective Analysis. *Am J Trop Med Hyg.* 2020;103(1):69-72.
26. Cheng X, Liu YM, Li H, et al. Metformin Is Associated with Higher Incidence of Acidosis, but Not Mortality, in Individuals with COVID-19 and Pre-existing Type 2 Diabetes. *Cell Metab.* 2020;32(4):537-547 e533.
27. Siddiqi HK, Mehra MR. COVID-19 illness in native and immunosuppressed states: A clinical-therapeutic staging proposal. *J Heart Lung Transplant.* 2020;39(5):405-407.
28. Ursini F, Russo E, Pellino G, et al. Metformin and Autoimmunity: A "New Deal" of an Old Drug. *Front Immunol.* 2018;9:1236.

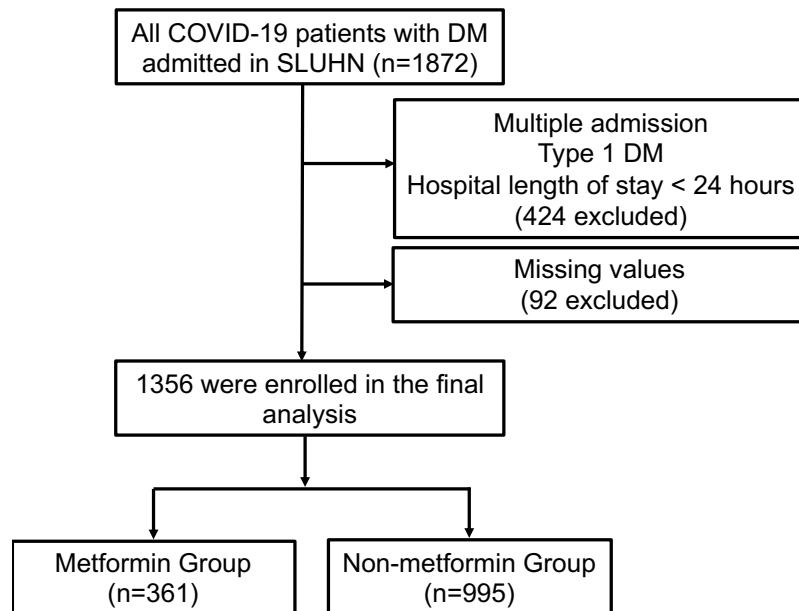


Figure 1. Flowchart illustration of the study cohort.

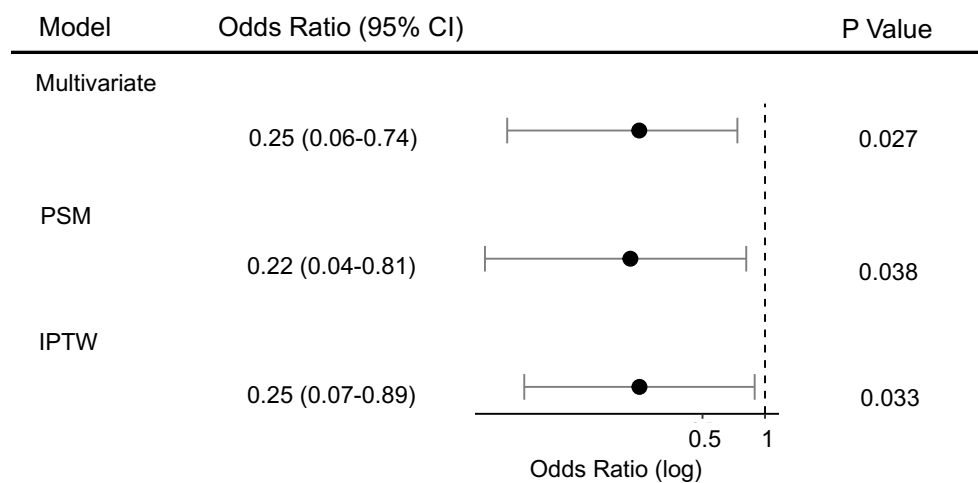


Figure 2. Primary outcome analysis with three different models. Outpatient metformin use was significantly associated with reduced primary outcomes. PSM, propensity score matching; IPTW, inverse probability of treatment weighting.

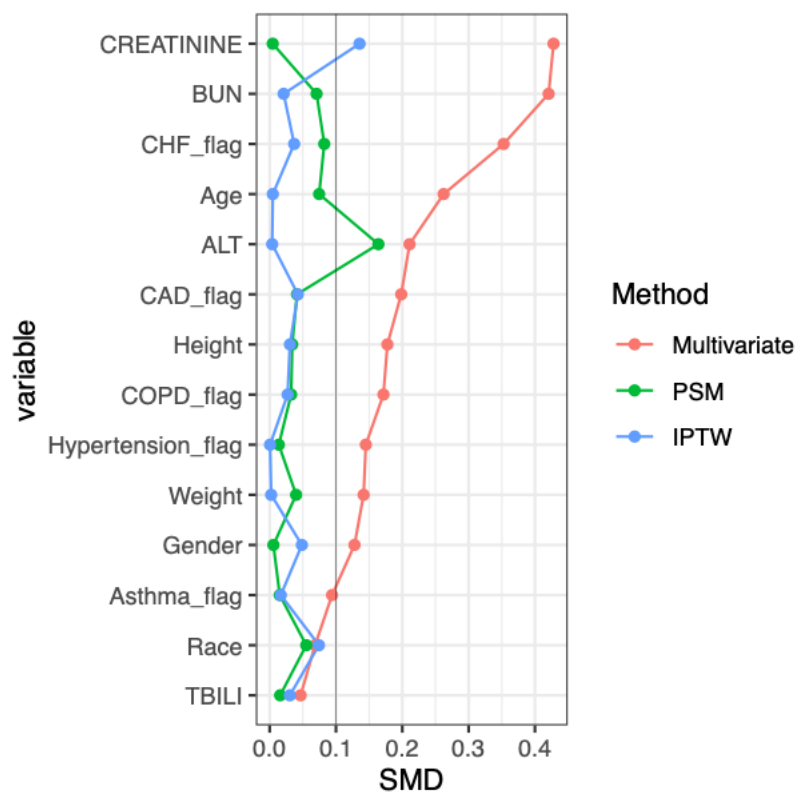


Figure 3. Change in standardized mean difference (SMD) before and after matching. PSM, propensity score matching; IPTW, inverse probability of treatment weighting; CHF, congestive heart failure; CAD, coronary artery disease; COPD, chronic obstructive pulmonary disease; ALT, alanine aminotransferase; BUN, blood urea nitrogen; TBILI, total bilirubin.

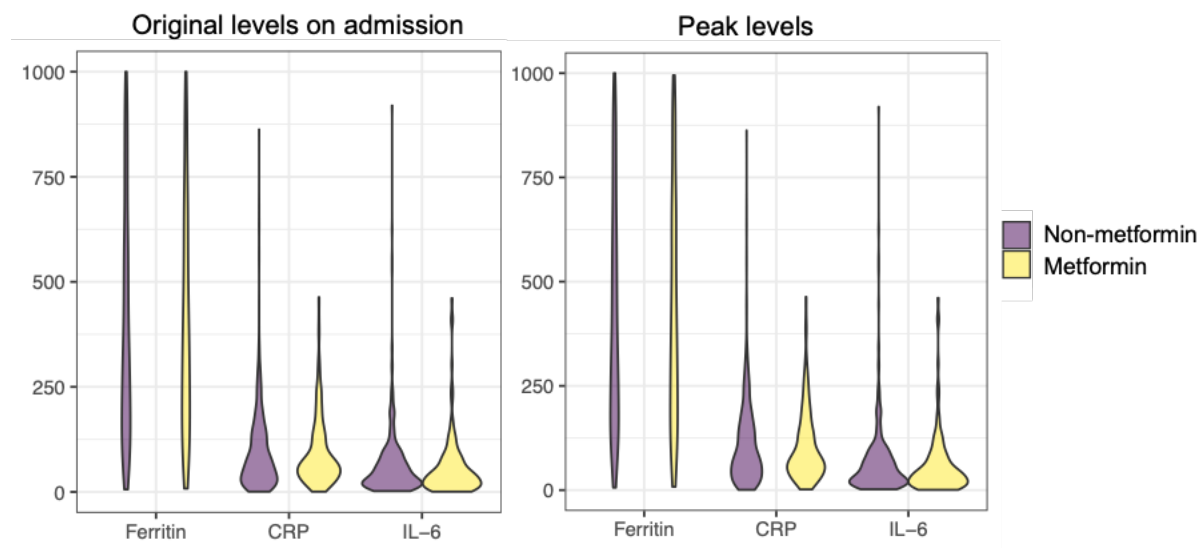
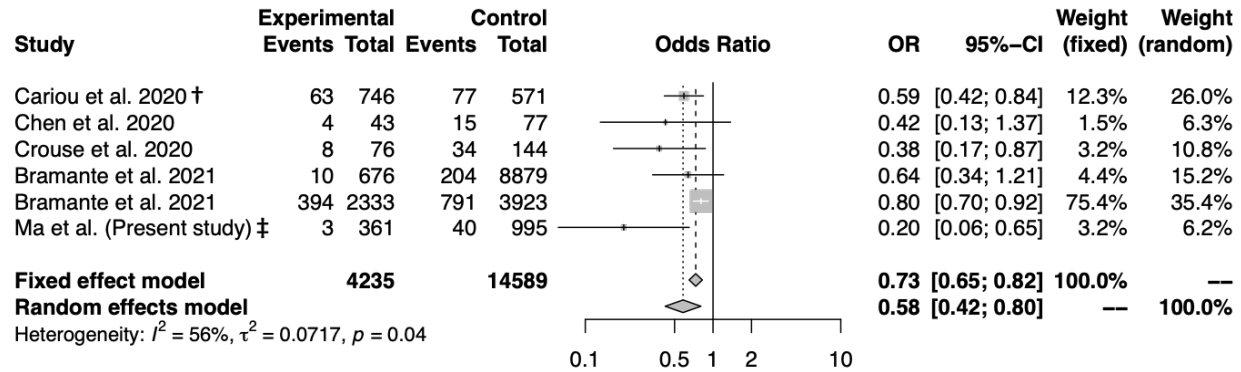


Figure 4. Measurement of serum levels of ferritin, CRP and IL-6 on admission and peak values during hospitalization between the metformin group and non-metformin group. Violin plot data were derived from the original cohort. The units for ferritin, CRP and IL-6 were ng/mL, mg/L and pg/mL, respectively.



†, Mortality at ≤ 7 days of admission; ‡, In-hospital mortality and hospice

Figure 5. Meta-analysis of selected studies with the present study comparing in-hospital mortality between outpatient metformin use and non-metformin use in patients with COVID-19 and pre-existing T2DM.

Table 1. Comparisons of demographic and clinical characteristics between the original cohort and matched cohort.

Covariate	Original cohort			Matched cohort		
	Non-metformin	Metformin	SMD	Non-metformin	Metformin	SMD
N	995	361		360	360	
Age			0.262			0.075
<50	92	45		46	44	
50-80	692	274		255	274	
>80	211	42		59	42	
Male (%)	538 (54.1)	218 (60.4)	0.128	218 (60.6)	217 (60.3)	
Weight-kg			0.142			0.04
Median	89.60	92.52		91.40	92.50	
Interquartile range	74.73-107.99	78.60-111.11		76.71-110.97	78.57-111.00	
Height-m			0.178			0.034
Median	167.64	170.2		170.2	170.2	
Interquartile range	160.02-177.16	162.6-177.8		162.6-177.9	162.6-177.8	
Race			0.068			0.055
Asian	14 (1.4)	7 (1.9)		7 (1.9)	7 (1.9)	
Black	105 (10.6)	44 (12.2)		38 (10.6)	44 (12.2)	
White	737 (74.1)	262 (72.6)		265 (73.6)	262 (72.8)	
Unknown	139 (14.0)	48 (13.3)		50 (13.9)	47 (13.1)	
Comorbidity-no. (%)						
Hypertension	846 (85.0)	287 (79.5)	0.145	288 (80.0)	286 (79.4)	0.014
CHF	330 (33.2)	65 (18.0)	0.353	54 (15.0)	65 (18.1)	0.082
CAD	298 (29.9)	77 (21.3)	0.198	71 (19.7)	77 (21.4)	0.041
COPD	205 (20.6)	51 (14.1)	0.172	47 (13.1)	51 (14.2)	0.032
Asthma	127 (12.8)	58 (16.1)	0.094	56 (15.6)	58 (16.1)	0.015
Laboratory tests						
ALT	40.33 (35.70)	48.07 (37.63)	0.211	42.29 (32.09)	48.03 (37.68)	0.164
BUN	30.16 (22.07)	22.28 (14.67)	0.421	21.33 (13.40)	22.32 (14.66)	0.071
Creatinine	1.89 (1.98)	1.27 (0.57)	0.428	1.27 (0.65)	1.27 (0.57)	0.005
Total Bilirubin	0.70 (2.77)	0.61 (0.35)	0.047	0.62 (0.42)	0.61 (0.35)	0.016

CHF, congestive heart failure; CAD, coronary artery disease; COPD, chronic obstructive pulmonary disease; ALT, alanine aminotransferase; BUN, blood urea nitrogen

Table 2. Secondary outcome analysis of the original cohort and matched cohort

Secondary Outcomes	Original cohort			Matched cohort		
	Non-metformin	Metformin	P Value	Non-metformin	Metformin	P Value
In-hospital LOS (mean (SD))	8.04 (7.78)	6.42 (5.51)	<0.001	7.38 (7.40)	6.43 (5.51)	0.049
Mechanical Ventilation (%)	67/995 (6.7)	12/361 (3.3)	0.018	16/360 (4.4)	12/360 (3.3)	0.441

LOS, length of stay.