

# INFLUENCE OF NOVEL CORONAVIRUS DISEASE (COVID-19) ON PARKINSON'S DISEASE: SYSTEMATIC REVIEW

This is a Preprint, Not Peer Reviewed

## Authors:

**1. Vikash Jaiswal**

Affiliation: Larkin Community Hospital, Miami, USA

Email: [wiki29jai@yahoo.com](mailto:wiki29jai@yahoo.com)

ORCID: <https://orcid.org/0000-0002-2021-1660>

**2. Danah Alquraish**

Affiliation: Larkin Community Hospital, Miami, USA

Email: [danah.alquraish@gmail.com](mailto:danah.alquraish@gmail.com)

**3. Shavy Nagpal**

Affiliation: The Research Institute of St. Joe's Hamilton, Canada

Email: [nagpals@stjosham.on.ca](mailto:nagpals@stjosham.on.ca)

**4. Dattatreya Mukherjee\***

Affiliation: International School, Jinan University, P.R China

Email: [dattatreyamukherjee4u@outlook.com](mailto:dattatreyamukherjee4u@outlook.com)

ORCID: <https://orcid.org/0000-0001-7566-3843>

**5. Prakriti Singh Shrestha**

Affiliation: Larkin Community Hospital, Miami, USA

Email: [prakitishrestha@gmail.com](mailto:prakitishrestha@gmail.com)

**6. Diana Sanchez Velazco**

Affiliation: Cayetano Heredia Peruvian University, Peru

Email: [diana.sanchez.v@upch.pe](mailto:diana.sanchez.v@upch.pe)

**7. Prathima Guntipalli**

Affiliation: Larkin Community Hospital, Miami, USA

Email: [doc.prathima@gmail.com](mailto:doc.prathima@gmail.com)

**8. Arushee Bhatnagar**

Affiliation: Larkin Community Hospital, Miami USA

Email: [arushree999@gmail.com](mailto:arushree999@gmail.com)

**9. Saloni Savani**

Affiliation: GMERS Medical College, Sola, Ahmedabad, India

Email: [salonisavani1234@gmail.com](mailto:salonisavani1234@gmail.com)

**10. Eldamhalji Halilaj**

Affiliation: Ankara University School of Medicine, Turkey

Email: [elma.halilaj1@hotmail.com](mailto:elma.halilaj1@hotmail.com)

**11. Samir Ruxmohan**

Affiliation: Larkin Community Hospital, Miami, USA

Email: [ruxmohan@yahoo.com](mailto:ruxmohan@yahoo.com)

**\*Corresponding Author:** Dattatreya Mukherjee, Jinan University,  
[dattatreyamukherjee4u@outlook.com](mailto:dattatreyamukherjee4u@outlook.com)

**Authors Contributions:**

**1- Research Project: A. Conception, B. Organization, C. Execution.**

**2- Statistical Analysis: A. Design, B. Execution, C. Review, and Critique.**

**3- Manuscript: A. Writing of the first draft, B. Review of Critique.**

VJ: 1A, 1B, 1C, 2A, 3A, 3B

DA, PS, DM: 2A, 2B, 2C, 3A

SN, PG, AB, DS, EH: 3A, 3B

## 1. Abstract

### **Background:**

The novel Coronavirus (COVID-19) infection has affected the population with various medical issues including the underlying neurological comorbidities such as Parkinson disease. COVID – 19 is found to bind with the host angiotensin-converting enzyme 2 (ACE2) receptors for viral entry. ACE2 receptors are normally expressed in various body surfaces as well as in the neurons and glial cells where they act as an entry port to SARS-CoV-2 infection to invade the central nervous system (CNS). ACE2 are also highly expressed in dopamine neurons which might worsen the outcome in terms of motor symptoms in PD with the treatment course. It may lead to an indirect response via immune-mediated cytokine storms and propagate through CNS leading to damage. Parkinson's disease has also been noticed due to certain post-viral infections apart from COVID-19 such as, HSV, Influenza virus A, Measles virus, Cytomegalovirus and Mumps (Olsen et al, 2018). We aim to provide a thorough review on neurological outcomes and impact of COVID-19 in Parkinson disease.

**Methods:** A systematic review was conducted to analyze the impact of COVID-19 in patients with Parkinson disease (> 21 yo). Systematic literature search was done using PubMed, Science Direct, Google Scholar and Cochrane databases. PRISMA guidelines were followed summarized in Fig. 3 for study acquisition.

### **Results:**

Of the Parkinson's patients that were tested positive for SARS-CoV-2, worsening of motor symptoms were reported along with other COVID-19 symptoms (Fig. 4 and 5). These symptoms include bradykinesia, tremors, gait disturbances, delirium and dementia and severe spasms of arms and legs. Encephalopathy was also one of the main symptoms presented in two of the studies. Increased mortality rates were identified for those who were hospitalized due to COVID-19 and PD when compared to other patients.

**Conclusion:** Parkinson's disease may experience substantial worsening of motor and non - motor symptoms during COVID 19. Due to the novelty of the virus, studies were reported from recent years and further extensive studies are needed to explore more about the disease severity and neurological outcomes when compared to other non-PD patients. Authors identify this as a limitation for this paper. Additional studies are needed to understand the role of ACE2 in increasing vulnerability to viruses and role of ACE inhibitors as treatment modality.

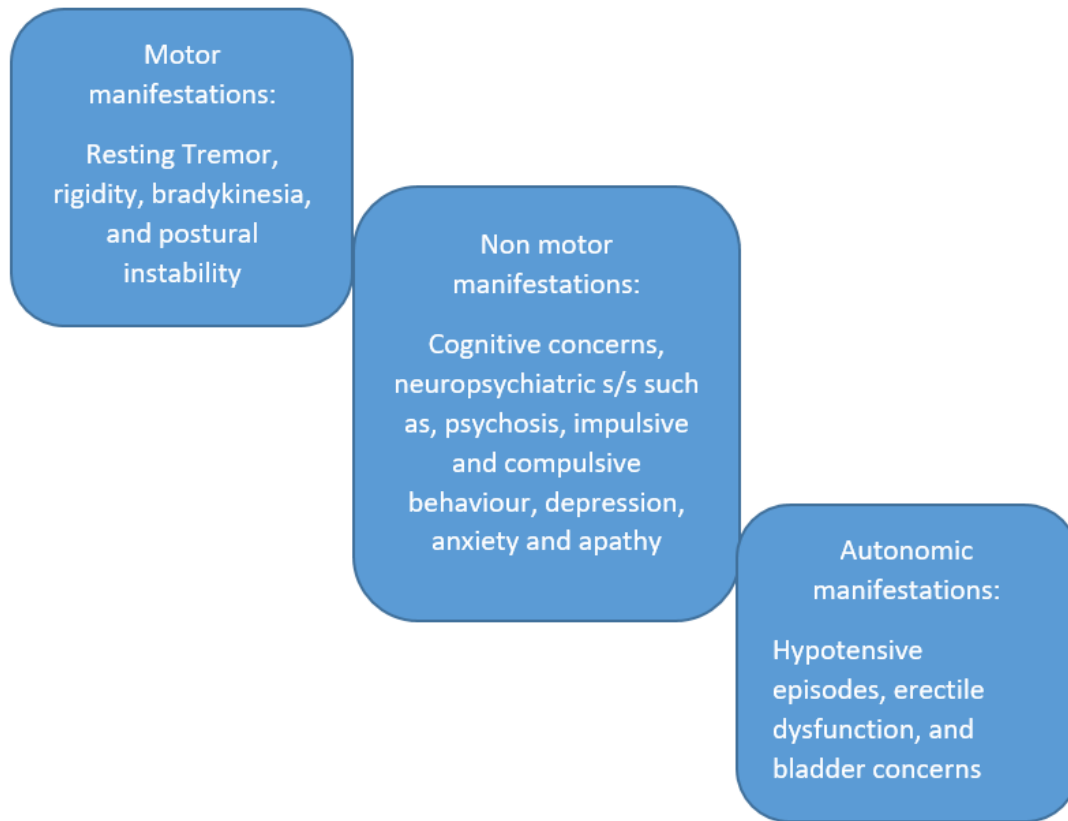
**Keywords:** COVID-19, Parkinsons, SARS-CoV-2, Pandemic

## 2. INTRODUCTION:

During the time of December in 2019 a new virus outbreak occurred in Wuhan City, China. It was causing pneumonia-like symptoms and belongs to a Novel member of the coronaviridae family named SARS-CoV-2 (severe acute respiratory coronavirus 2 syndrome) [1]. This virus emerged as a global pandemic and threat to life of humans due to its accelerated exponential spreading capability. As of 30 April 2021, there have been 14,99,10,744 confirmed cases of COVID-19, including 31,55,168 deaths reported globally[2].Coronavirus are enveloped positive single stranded RNA viruses and their 3' terminal contains structural proteins. The Spike (S) protein in this virus allow them to fuse between host cell membrane and virus and also between infected and surrounding uninfected cells [3]. There is a surge in the levels of cytokines (TNF $\alpha$ , IL $\beta$ 6, IL $\beta$ 8, and IL $\beta$ 10) leading to suppression of T-cell response. Not many studies were focused on the ACE2 role in increasing vulnerability of viruses and role of ACE inhibitors in treatment of these PD patients. Moreover, COVID-19 was found to invade the host cells or escape detection due to spike proteins [4].

COVID-19 has posed challenges in the healthcare system in terms of its unpredictable and novel manifestations on pulmonary, neurology, cardiovascular, gastrointestinal and hematological systems. Published data showed evidence of the presence of SARS-CoV-2 in CSF, in addition to respiratory, fecal and blood samples. In about 36.4% of cases, neurological findings have been identified ranging over dizziness, headache, hyposmia, hypogeusia, dysphagia, muscle pain, seizures, loss of consciousness, etc[5]. Novel Coronavirus has imposed additional concerns with social factors such as, the surge in isolation, limited social activities which authors hypothesize might accentuate neuro-psychological problems like depression and impairment of cognition. With the availability of limited studies, the authors have tried to provide a comprehensive and analytical review to understand the effect of COVID-19 on Parkinson's disease. Through this paper, we aim to study the impact of novel coronavirus on Parkinson disease by performing a systematic literature review

Figure 1 Manifestations of Parkinson disease



### 3. METHODOLOGY:

A systematic literature search was performed from December 2019 to July 2020, using the keywords such as, “COVID19”, “SARS-CoV-2”, “Parkinson’s disease”, “Pandemic” and “Mortality”. We did an extensive search on databases namely PubMed central, Google Scholar, Cochrane, Science Direct and EMBASE for open access studies.

Inclusion criteria: (For studies and the target population)

- COVID-19 patients with Parkinson's disease
- Patients diagnosed with Parkinson's disease before COVID-19 infection
- Age group > 21 years old
- Both genders
- Available articles in English language only

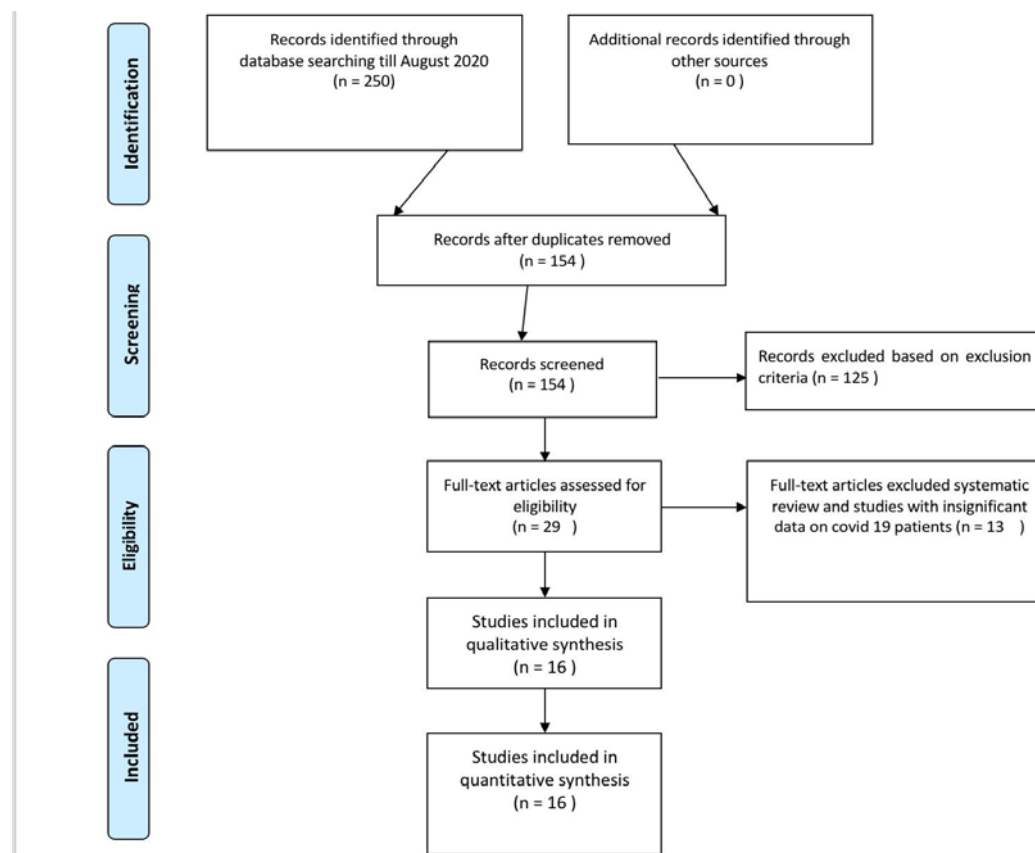
Exclusion Criteria:

- Non-COVID-19 PD patients
- Articles on Pregnant women
- Articles on pediatric population
- Randomized control trials, crossover studies design.

### Study selection:

We included studies with COVID-19 positive patients with a history of Parkinson's disease, studies published in English and with open access. A total of 250 articles were generated from our initial search. Authors scanned the abstract independently which led to inclusion of 154 articles. After the initial full articles screening process, 125 articles did not meet the inclusion criteria and were removed. Finally, 16 articles were added and analyzed in detail by all the authors. Relevant demographic and clinical information were extracted from the selected studies such as age, gender, clinical manifestation, comorbid conditions, diagnostic tests, treatment and outcome. This was then added into the MS-EXCEL spreadsheet for analyses and cumulative result interpretation. (PRISMA guidelines Figure 2).

**Figure 2.** Prisma Chart



#### 4. RESULTS:

Of the 16 articles, 7 (43.8%) were case reports and case series, 4 (25%) case-control studies, 2 (12.5%) cross-sectional, 2 (12.5%) cohort and 1 (6.25%) retrospective study (Figure 3) [6-21]. All Together describing a total of 1290 Parkinson's patients with COVID-19. Male gender was predominant in 10 studies [6–15] and female gender was predominant in 6 studies [14] [16–20]. Of the patients whose data was available, Average mean age was 76.9 and average disease duration was 11 years. Almost most of the patients reported to have other comorbidities, most common were hypertension [6][10][12][13][17][18][20][21], diabetes [7][9][13] [15-18], obesity [6], dyslipidemia[18], cardiovascular disease[6][7][11][12][16-18][21], immunocompromised[6][12][21], COPD[6][10][11][15], asthma[15], chronic renal and liver diseases[15][16][21].

Of the Parkinson's patients that were tested and positive for infection with SARS-CoV-2, worsening of motor symptoms [6–8] [11–13] [15,16][18][20] including bradykinesia, tremors, gait disturbances, delirium and dementia [10][16] and severe spasms of arms and legs [19] reported, with individual study percentage ranging from 19% to 100%, along with other COVID-19 symptoms. Encephalopathy was also one of the main symptoms presented in 2 of the studies [17][20]. Mortality rates for those who were hospitalized ranged from 5.7% to 100% [6-13] [15-19][21].

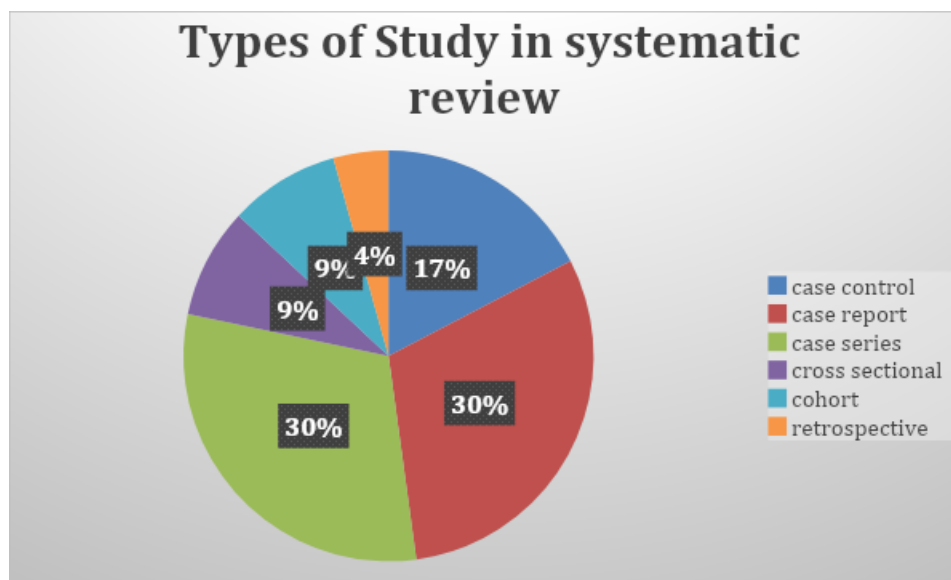


Figure 3 Types of study in systematic review

Table 1:1 Studies and selected subjects characteristics:

<b>N O</b>	<b>Author</b>	<b>Study design</b>	<b>Sample (N) PD</b>	<b>male gender %</b>	<b>Age Mean</b>	<b>Comorbidities %</b>	<b>Disease duration mean (years)</b>	<b>Outcomes</b>	<b>PD related symptom: With COVID %</b>
1	<u>Cilia R et al, 2020</u>	case-control	12 cases 36 control	41.7 % cases 41.7 control	65.5 Cases 66.3 control	8.3% COPD 33.3 HTN 8.3%Obesity 8.3%Cardiopathy 16.7 % cancer 8.3% immuncompromised	6.3 y cases 6.1y control	50% affected by COVID-19( cases group ) 0% affected by COVID-19 in control group 8.3% hospitalized	Worsening of motor symptoms
2	Del Prete, Eleonora, et al.2020	case-control	7 cases 14 control	57.2% cases 57.2 % control	75.7 cases 75 control	cases: 71.5% HTN 42.8 % Diabetes 28.5 cardiomyopathy 14.2 malignancies	9.29 y cases 8.93 y control	13 % mortality 14% case fatality	30% worsening
3	Hainque E et al, 2020	Case report	2	50 %	77.5	HTN	22y	100 %	100% worsening
4	Lo Monaco MR et al, 2020	Case series	5	66.6 %	74.2	20% Chronic Renal failure 20% Diabetes hypertension	NA	20% case fatality	60% Worsening
5	Fasano, Alfonso, et al. 2020	Case-control survey	105	52.4%	70.5	Obesity 18.1 % HTN 41.9% COPD 5.6% Diabetes 7.6% Cancer .9 %	9.9 y	17.1% hospitalized 5.7 % mortality	



6	Filatov, Asia, et al.2021	Case report	1		74	atrial fibrillation cardioembolic stroke COPD	NA	Icu hospitalization Poor prognosis	Encephalopathy
7	Brown EG, et al, 2020	Cross sectional	51	47 %	65	Immunocompromised 22% Heart Disease 20% HTN 25% Lung disease 14%	0–3y 21 3–6y 12 6–9y 9 >9y 9	9.8% Hospitalized 3.9% ICU 2% Ventilator	55 % worsening 18 % new PD symptom
8	Kobylecki C et al 2020	Cohort, observational	58	62.5 %	78.3	Diabetes 8% HTN 38%	9.5	22.4% Mortality rate	69% Delirium 54% Dementia
9	Lo Monaco MR et al, 2020	Case report	1	Female	58	NA	8 y	NA	severe spasms of arm and legs.
10	Antonini et al 2020	case series	10	60 %	78.3	Diabetes Orthostatic hypotension CHF, COPD Asthma IHD, CKD, dementia, osteoporosis anxiety disorder	12.7 y	40% mortality rate	Worsening of mobility with fall Worsening of motor symptoms Worsening of anxiety
11	Vignatelli et al, 2020	cohort	696 PD 184 parkinsonism control 8590	58.8 & PD 57.1 parkinsonism 58.2 control	75 PD 80.5 PS Control 176.0	PD and PS 22.6 % cardiomyopathies 14.6 % Cerebrovascular disease 8.5 % Chronic pulmonary disease .3 % Liver disease	NA	Hospitalization 0.6% PD 3.3% PS 0.7% control  Mortality rate 35.1% in all group	PD: 72.8% Tremor 80.4% Bradykinesia 81.6% Clinical features onset unilateral  PS: 52.5% Tremor 89.2 % Bradykinesia 52.5% Clinical features onset unilateral

						5 %Renal disease 10% DM 8.5% malignancies			
12	Artusi CA,et al, 2020	multiple case reports	8	62.5%	74	HTN diabetes, depression lung neoplasm A Fib	12.2 y	75% mortality rate	50% worsening of PD symptoms
13	Diego Santos-García et al,	cross-sectional	15	47.1%	76.3	26.7% HTN 20% DM 64.3% Dyslipidemia 13.3% Cardiomyopathy 6.7% Valvular cardiomyopathy 20% Cardiac Arrhythmia 6.7% Cardiac Insufficiency 14.3% Pulmonary disease 6.7% smoking	NA	33.3% Hospitalized	65.7% worsening of symptoms 47.7% bradykinesia 41.4% sleep problems 40.7% rigidity 34.5% gait disturbances 31.3% anxiety 28.5% pain 28.3% fatigue 27.6% Depression 20.8% tremor
14	R Sainz Amo et al. 2020	Case Control	Case: 33 Control: 172	59	Case:75.9 Control: 73.9	36% Dementia	Case: 8.9 Control: 8.5	54% hospitalization 21% mortality rate	NA
15	Jing li et al. 2020	Case report	1	Female	85	HTN Stroke	6 y		worsening motor symptom Encephalopathy
16	De Marcaida et al 2020	Retrospective	36 22 PD	64 %	74.5	HTN cardiovascular disease  renal disease, diabetes  chronic lung	16.2 y	67% hospitalization 36% mortality	75% Alteration mental status  19 % worsening of their Movement abnormality  31% worsening mobility

						disease immunosuppression			
--	--	--	--	--	--	------------------------------	--	--	--

## 5. Discussion:

A wide variety of neurological consequences have been reported by a large number with COVID-19 positive [22-32]. Neurological symptoms including those associated with core dysfunction (fatigue, headache, confusion, stroke [33], dizziness, syncope[34], seizure, anorexia, and insomnia) [35-38], central-peripheral mixture (Guillain Barre syndrome)[39], enteric, or peripheral nervous systems dysfunction (anosmia, ageusia, myoclonus[40], neuropathic pain, and myalgia)[41].

The increase in the hospital admission and mortality rates in the PD and other chronic neurological diseases during Covid 19 pandemic needs to be addressed to understand the exact effects. Most neurological diseases including Parkinson's are highly dependent on prescribed medications to control their symptoms, with social isolation and some of the clinical practices forced to shut down, which led to irregular visits might be one of the reasons for worsening of the symptoms [42].

In this Systematic Review, We included studies with COVID-19 positive patients with a history of Parkinson's disease. The most common manifestation related to COVID 19 in PD is Motor dysfunction. Most of the study shows a common domain that is motor neuron deficit, in the range of moderate to severe. Some of the patients show delirium, dementia, encephalopathy among other covid-19 complications. This can be related to the ACE2 mechanism of the brain. When SARS-CoV-2 enters the cell, it increases the activity of T cells, causing vasodilation, thrombosis, and hypoxemia, which then leads to stroke and seizures. Exact mechanism is still unclear. Some theory shows the effect is due to the virus attacking the ACE 2 receptors of the brain. Another theory shows the presence of new receptors in the corona virus including sialic acid residues [43]. How SARS- COV2 affects the brain is still questionable.

The median age is 76.9 with male predominance and average disease duration is 11 years. Almost most of the patients reported to have other comorbidities, most common were hypertension, diabetes, obesity, dyslipidemia, cardiovascular disease, immunocompromised, COPD, asthma, chronic renal and chronic liver diseases.

The major limitation for this systematic review is the presence of confounder factors as the majority of the Parkinson's diseases patients are elderly with other comorbidities. Also the duration of the diseases and the severity of the symptoms may influence the clinical outcome of

covid-19 infection. Important information including patients medication compliance which might affect the coveted 19 infection outcome were lacking as well.

## **6. Conclusion :**

Covid-19 has become the most prevalent infectious disease that extensively affects multiple body systems. The Central Nervous System is substantially susceptible to this infection, which can lead to deteriorating neurological findings, particularly in patients with PD. Some of these findings are motor dysfunction, delirium, dementia, severe spasms of arms and legs and encephalopathy. These signs observed in Covid-19 positive patients with a history of PD are mostly elderly male with longer duration of illness and other comorbid conditions. It is still unclear how Sars-CoV2 affects the nervous system in such patients, which is why future research is encouraged to provide more concrete information to diminish neurological outcomes, hospital stay and mortality on PD patients.

FUNDING: NIL

ETHICAL APPROVAL: NOT NEEDED IN SYSTEMIC REVIEW

CONFLICT OF INTEREST: AUTHORS DON'T HAVE ANY CONFLICT OF INTEREST

## **References:**

[1] Favalli EG, Ingegnoli F, De Lucia O, Cincinelli G, Cimaz R, Caporali R. COVID-19 infection and rheumatoid arthritis: Faraway, so close! *Autoimmun Rev.* 2020 May;19(5):102523.

doi: 10.1016/j.autrev.2020.102523. Epub 2020 Mar 20. PMID: 32205186; PMCID: PMC7102591.

[2] <https://covid19.who.int/>

[3] Umakanthan S, Sahu P, Ranade AV, et al Origin, transmission, diagnosis and management of coronavirus disease 2019 (COVID-19) *Postgraduate Medical Journal* 2020;96:753-758

[4] Kumar A, Prasoon P, Kumari C, Pareek V, Faiq MA, Narayan RK, et al.

SARS-CoV-2 specific virulence factors in COVID-19. *J Med Virol* [Internet]. 2021 Mar 1

[5] Bhidayasiri R, Virameteekul S, Kim JM, Pal PK, Chung SJ. COVID-19: An early review of its global impact and considerations for parkinson's disease patient care [Internet]. Vol. 13, *Journal of Movement Disorders*. Korean Movement Disorder Society; 2020 [cited 2021 Apr 4]. p. 105–14. Available from: [/pmc/articles/PMC7280938/](https://pubmed.ncbi.nlm.nih.gov/3480938/)

[6] Cilia R, Bonvegna S, Straccia G, Andreasi NG, Elia AE, Romito LM, et al. Effects of COVID-19 on Parkinson's disease clinical features: a community-based case-control study. *Mov Disord*. 2020;35(8):1287–92.

[7] Del Prete E, Francesconi A, Palermo G, Mazzucchi S, Frosini D, Morganti R, et al. Prevalence and impact of COVID-19 in Parkinson's disease: evidence from a multi-center survey in Tuscany region. *J Neurol*. 2020;1–9.

[8] Hainque E. Rapid worsening in Parkinson's disease may hide COVID-19 infection. *Parkinsonism Relat Disord*. 2020;

[9] Monaco MR Lo, Colacicco G, Marotta J, Bentivoglio AR. An educational case series of Parkinson's disease during the COVID-19 pandemic. *Rev Neurol (Paris)*. 2020;

[10] Fasano A, Elia AE, Dallochio C, Canesi M, Alimonti D, Sorbera C, et al. Predictors of COVID-19 outcome in Parkinson's disease. *Parkinsonism Relat Disord*. 2020;78:134–7.

[11] Filatov A, Sharma P, Hindi F, Espinosa PS. Neurological complications of coronavirus disease (COVID-19): encephalopathy. *Cureus*. 2020;12(3).

[12] Brown EG, Chahine LM, Goldman SM, Korell M, Mann E, Kinel DR, et al. The effect of the COVID-19 pandemic on people with Parkinson's disease. *J Parkinsons Dis*. 2020;(Preprint):1–13.

[13] Kobylecki C, Jones T, Lim CK, Miller C, Thomson AM. Phenomenology and outcomes of inpatients with Parkinson's disease during COVID-19 pandemic. *Mov Disord*. 2020;

[14] Monaco MR Lo, Bentivoglio AR, Fusco D, Calabresi P, Piano C. Subacute onset dystonia in a woman affected by Parkinson's disease following SARS-COV-2 infection. *Clin Park Relat Disord*. 2021;4:100082.

[15] Antonini A, Leta V, Teo J, Chaudhuri KR. Outcome of Parkinson's disease patients affected by COVID-19. *Mov Disord*. 2020;

- [16] Vignatelli L, Zenesini C, Belotti LMB, Baldin E, Bonavina G, Calandra □ Buonauro G, et al. Risk of hospitalization and death for COVID □ 19 in people with Parkinson's disease or parkinsonism. *Mov Disord.* 2021;36(1):1–10.
- [17] Artusi CA, Romagnolo A, Imbalzano G, Marchet A, Zibetti M, Rizzone MG, et al. COVID-19 in Parkinson's disease: Report on prevalence and outcome. *Parkinsonism Relat Disord.* 2020;80:7–9.
- [18] Santos-García D, Oreiro M, Pérez P, Fanjul G, Paz González JM, Feal Panceiras MJ, et al. Impact of Coronavirus Disease 2019 Pandemic on Parkinson's Disease: A Cross-Sectional Survey of 568 Spanish Patients. *Mov Disord* [Internet]. 2020 Oct 1 [cited 2021 Apr 4];35(10):1712–6. Available from: <https://europepmc.org/articles/PMC7436468>
- [19] Sainz-Amo R, Baena-Álvarez B, Pareés I, Sánchez-Díez G, Pérez-Torre P, López-Sendón JL, et al. COVID-19 in Parkinson's disease: what holds the key? *J Neurol.* 2020;1–5.
- [20] Li J, Long X, Zhu C, Wang R, Hu S, Wang T, et al. Management of a Parkinson's disease patient with severe COVID-19 pneumonia. *Ther Adv Chronic Dis.* 2020;11:2040622320949423.
- [21] de Marcaida JA, Lahrmann J, Machado D, Bluth L, Dagostine M, Moro-de Casillas M, et al. Clinical Characteristics of Coronavirus Disease 2019 (COVID-19) among Patients at a Movement Disorders Center. *Geriatrics.* 2020;5(3):54.
- [22] Prasad S, Holla VV, Neeraja K, Suriseti BK, Kamble N, Yadav R, Pal PK. Parkinson's Disease and COVID-19: Perceptions and Implications in Patients and Caregivers. *Mov Disord.* 2020 Jun;35(6):912-914. doi: 10.1002/mds.28088. Epub 2020 May 8. PMID: 32304118; PMCID: PMC7264599.
- [23]. Helmich RC, Bloem BR. The impact of the COVID □ 19 pandemic on Parkinson's disease: hidden sorrows and emerging opportunities. *J Parkinsons Dis* 2020;10(2):351–354.
- [24] Stoessl AJ, Bhatia KP, Merello M. Editorial: movement disorders in the world of COVID □ 19 [published online ahead of print April 6, 2020]. *Mov Disord.* 10.1002/mds.28069
- [25] Papa SM, Brundin P, Fung VSC, et al. Impact of the COVID □ 19 pandemic on Parkinson's disease and movement disorders [published online ahead of print April 6, 2020]. *Mov Disord.* 10.1002/mds.28067
- [26] 7. Mao, L. et al. Neurologic manifestations of hospitalized patients with coronavirus disease 2019 in Wuhan, China. *JAMA Neurol.* 10.1001/jamaneurol.2020.1127 (2020).
- [27] Esposito, G. et al. Can the enteric nervous system be an alternative entrance door in SARS-CoV2 neuroinvasion? *Brain. Behav. Immun.* 10.1016/j.bbi.2020.04.060 (2020).
- [28] Li, Y. C., Bai, W. Z. & Hashikawa, T. The neuroinvasive potential of SARS-CoV2 may play a role in the respiratory failure of COVID-19 patients. *J. Med. Virol.* 10.1002/jmv.25728 (2020).
- [29] Moriguchi T, et al. A first case of meningitis/encephalitis associated with SARS-Coronavirus-2. *Int. J. Infect. Dis.* 2020;94:55–58.
- [30] De Felice, F. G., Tovar-Moll, F., Moll, J., Munoz, D. P. & Ferreira, S. T. Severe acute respiratory syndrome coronavirus 2 (SARS-CoV-2) and the central nervous system. *Trends Neurosci.* 10.1016/j.tins.2020.04.004 (2020).

- [31] Paniz-Mondolfi, A. et al. Central nervous system involvement by severe acute respiratory syndrome coronavirus-2 (SARS-CoV-2). *J. Med. Virol.* 10.1002/jmv.25915 (2020).
- [32] Poyiadji, N. et al. COVID-19-associated acute hemorrhagic necrotizing encephalopathy: CT and MRI Features. *Radiology.* 10.1148/radiol.2020201187 (2020).
- [33]. Characteristics of ischaemic stroke associated with COVID-19. Beyrouti R, Adams ME, Benjamin L, Cohen H, Farmer SF, Goh YY, Humphries F, Jäger HR, Losseff NA, Perry RJ, Shah S, Simister RJ, Turner D, Chandratheva A, Werring DJ *Neurol Neurosurg Psychiatry.* 2020 Aug; 91(8):889-891.
- [34]. Syncope as the presenting symptom of COVID-19 infection. Ebrille E, Lucciola MT, Amellone C, Ballocca F, Orlando F, Giammaria M *HeartRhythm Case Rep.* 2020 Jul; 6(7):363-366.
- [35]. Lechien, J. R. et al. Clinical and epidemiological characteristics of 1,420 European patients with mild-to-moderate coronavirus disease 2019. *J. Intern. Med.* 10.1111/joim.13089 (2020).
- [36]. Kotfis K, et al. COVID-19: ICU delirium management during SARS-CoV-2 pandemic. *Crit. Care.* 2020;24:176.
- [37] Zanin, L. et al. SARS-CoV-2 can induce brain and spine demyelinating lesions. *Acta Neurochir. (Wien).* 10.1007/s00701-020-04374-x (2020)
- [38] Rogers, J. P. et al. Psychiatric and neuropsychiatric presentations associated with severe coronavirus infections: a systematic review and meta-analysis with comparison to the COVID-19 pandemic. *Lancet Psychiatry.* 10.1016/S2215-0366(20)30203-0 (2020).
- [39]. Toscano, G., Palmerini, F., Ravaglia, S., Ruiz, L., Invernizzi, P., Cuzzoni, M. G., Franciotta, D., Baldanti, F., Daturi, R., Postorino, P., Cavallini, A., & Micieli, G. (2020). Guillain-Barré Syndrome Associated with SARS-CoV-2: The New England journal of medicine. *N. Engl. J. Med.*, 382(26), 2574-2576. <https://doi.org/10.1056/NEJMc2009191>
- [40] Generalized myoclonus in COVID-19. Rábano-Suárez P, Bermejo-Guerrero L, Méndez-Guerrero A, Parra-Serrano J, Toledo-Alfocea D, Sánchez-Tejerina D, Santos-Fernández T, Folgueira-López MD, Gutiérrez-Gutiérrez J, Ayuso-García B, González de la Aleja J, Benito-León J *Neurology.* 2020 Aug 11; 95(6):e767-e772.
- [41] Wang D, Hu B, Hu C, Zhu F, Liu X, Zhang J, Wang B, Xiang H, Cheng Z, Xiong Y, Zhao Y, Li Y, Wang X, Peng Z. Clinical Characteristics of 138 Hospitalized Patients With 2019 Novel Coronavirus-Infected Pneumonia in Wuhan, China. *JAMA.* 2020 Mar 17;323(11):1061-1069. doi: 10.1001/jama.2020.1585. Erratum in: *JAMA.* 2021 Mar 16;325(11):1113. PMID: 32031570; PMCID: PMC7042881.
- [42] Dengjun Guo<sup>1</sup>, Bing Han,<sup>1</sup> Yuqiang Lu,<sup>1</sup> Chenling Lv,<sup>1</sup> Xiaoling Fang,<sup>1</sup> Zhenzhong Zhang,<sup>1</sup> Zhenguo Liu,<sup>2</sup> and Xiaoping Wang. Influence of the COVID-19 Pandemic on Quality of Life of Patients with Parkinson's Disease. 2020. ID 1216568 | <https://doi.org/10.1155/2020/1216568>
- [43] Sulzer D, Antonini A, Leta V, Nordvig A, Smeyne RJ, Goldman JE, Al-Dalahmah O, Zecca L, Sette A, Bubacco L, Meucci O, Moro E, Harms AS, Xu Y, Fahn S, Ray Chaudhuri K.

COVID-19 and possible links with Parkinson's disease and parkinsonism: from bench to bedside.  
NPJ Parkinsons Dis. 2020 Aug 20;6:18. doi: 10.1038/s41531-020-00123-0. PMID: 32885037;  
PMCID: PMC7441399.