

The Efficacy of IL-6 Inhibitor Tocilizumab in Reducing Severe COVID-19 Mortality: A Systematic Review

Avi Kaye, Stanford University undergraduate – Department of Human Biology
Dr. Robert Siegel, Stanford University Professor – Departments of Microbiology & Immunology and Human Biology

Abstract

Without proven, targeted therapies against SARS-CoV-2, it is crucial to counter the known pathophysiological causes of severe COVID-19, potentially utilizing existing drugs. Severe COVID-19 is largely the result of a dysregulated immune response characterized by lymphocytopenia, neutrophilia and critical hypercytokinemia – also called a “cytokine storm.” The IL-6 inhibitor tocilizumab (TCZ) could potentially suppress effects of the pro-inflammatory cytokine which drives the cytokine storm and thereby lower mortality from the disease. This systematic analysis aimed to investigate and synthesize existing evidence for the efficacy of TCZ in reducing COVID-19 mortality. PubMed and SearchWorks searches were performed to locate clinical studies with primary data on TCZ treatment for severe COVID-19. 9 case-control studies comparing mortality between TCZ and standard of care (SOC) were identified for a qualitative synthesis. In all of the studies, the odds ratio of mortality from COVID-19 pointed towards lower fatality with TCZ versus the SOC and a combined random effects odds ratio calculation yielded an odds ratio of 0.482 ($p < 0.001$, 95% CI 0.326-0.713). Additionally, 12 uncontrolled trials were identified for a qualitative analysis producing a raw combined mortality rate of 13.6%. Results from the systematic analysis provide positive evidence for the potential efficacy of TCZ, validating the merit and need for ongoing clinical trials of the drug to treat severe COVID-19.

Declarations:

- * All authors have seen and approved the manuscript
- ** We declare no conflict of interest
- *** All the data from this systematic review are presented in this manuscript
- **** There was no funding provided

The Efficacy of IL-6 Inhibitor Tocilizumab in Reducing Severe COVID-19 Mortality: A Systematic Review

Introduction

Coronavirus Disease 2019 (COVID-19) – caused by the novel Severe Acute Respiratory Syndrome Coronavirus 2 (SARS-CoV-2) – manifests in a broad range of disease severity. Roughly 85% of confirmed cases present as a mild respiratory illness, 15% develop severe pneumonia requiring hospitalization and 5% become critical indicated by acute respiratory distress syndrome (ARDS), septic shock, and multiple organ failure resulting in ICU admission, mechanical ventilation, and death.¹ The greatest known risk factors for COVID-19-related death are increasing age, chronic comorbidities such as diabetes, cardiac disease, pulmonary and kidney dysfunction and male sex.² A dysregulated immune response – characterized by decreased T-cell counts, increased inflammatory cytokines and extra-pulmonary systemic hyperinflammation syndrome – is principally responsible for inducing critical pulmonary failure observed in COVID-19 and largely driven by interleukin-6 (IL-6).³ Therefore, this systematic review concerns the efficacy of an interleukin-6 inhibitor, tocilizumab (TCZ) in reducing severe COVID-19 mortality.

COVID-19 Dysregulated Immune Response and the Role of IL-6

Severe COVID-19 features a dysregulated immune response to SARS-CoV-2 infection that is implicated in disease mortality even after viral load decreases.⁴ The immune dysregulation presents with two sequential and diametrically opposed reactions that both instigate symptom aggravation.⁵ The first pattern is impaired adaptive immune response with lymphocytopenia, which includes immensely reduced CD4+ and CD8+ T-cells, B-cells and natural killer (NK) cells. While T-cells are significantly decreased in all COVID-19 patients, reduction in B and NK cells are worse in severe cases.^{6,7} Adaptive immune cell depletion impairs the body's ability to clear the virus and mitigate inflammatory reactions.⁸

The second counterproductive occurrence is an over-activation of the innate immune system. This pathogenic response is characterized by an increase in neutrophils and pro-inflammatory cytokines including IL-6, IL-1 β , IL-2, IL-8, CCL3 and TNF- α . The swelling cytokine levels – also known as a “cytokine storm” – drives progression to septic shock, tissue damage and multiple organ failure (heart, liver, kidney, respiratory).⁵ The effects are instigated by excessive NF- κ B pathway activation, alarmin release by damaged epithelial cells, neutrophil and macrophage infiltration, and alveolar damage by vessel permeability and alveolar wall thickening.⁸

Roughly three-quarters of patients present with IL-6 mediated respiratory failure.⁹ Serum IL-6 concentration is thus a reliable predictor of COVID-19 severity as it is significantly elevated in fatal cases.¹⁰ The cytokine has pleiotropic functions including hematopoiesis, metabolic regulation, inflammation, autoimmunity and acute phase response.¹¹ IL-6-dependent outcomes can be positive like directing neutrophil migration to the infection site, increasing CD8+ T cell cytolytic capacity, and regulating antiviral thermostatic reactions. Conversely, IL-6 activation is implicated in viral infection progression as it leads to tissue permeability and edema, reduces IFN- γ production, and drives anti-apoptotic molecules and excessive

The Efficacy of IL-6 Inhibitor Tocilizumab in Reducing Severe COVID-19 Mortality: A Systematic Review

neutrophil survival.¹² Furthermore, elevated serum IL-6 is associated with impaired cytotoxic activity of NK cells.¹³ IL-6 is also known to increase the rate of fibrotic clot formation, so it may play a role in the thrombotic complications observed in COVID-19.¹² Finally, the renin-angiotensin system – which controls blood pressure and electrolyte balance – is an additional important factor in IL-6 modulation and COVID-19 pathology. As the virus binds ACE2, thus reducing its availability, there is an increase of angiotensin II in COVID-19 patients, creating a positive feedback loop that advances pro-inflammatory signaling.¹²

Immune Targets for COVID-19 Treatment and IL-6 Inhibitor Tocilizumab

Devoid a targeted drug for COVID-19, scientists and clinicians are attempting to rapidly find alternative treatments and solutions to combat the disease's lethal immunological effects.¹⁴ In addition to repurposing antivirals such as the RNA-dependent RNA polymerase inhibitor remdesivir – where patients in severe condition upon treatment fare worse than minor cases¹⁵ – there are numerous investigations of immune suppressing and anti-cytokine interventions to counter the dysregulated, excessive immune response. After early evidence and recommendations against the use of corticosteroids to treat severe COVID-19,^{16,17} a large randomized evaluation of dexamethasone found that the drug significantly reduced 28-day mortality in all patients (rate ratio 0.83; 95% CI 0.74-0.92; $p < 0.001$); however, mortality rate reductions varied depending on baseline respiratory demands upon randomization as there was reduction for patients on mechanical ventilation and oxygen but not for patients without respiratory support.¹⁸ At the time of this paper, the WHO did not alter their recommendation against corticosteroids in most cases except for judicious administration under respiratory failure with ARDS.¹⁹ Lastly, despite common use for COVID-19 patients, there is weak evidence for the clinical efficacy and prophylactic properties of hydroxychloroquine or chloroquine despite their *in vitro* antiviral and *in vivo* immunomodulatory properties.²⁰ Therefore, more options for targeted immune regulation is warranted. Common targets for inhibition include IL-6, IL-1 family (IL-1 β and IL-18), TNF- α and IFN- γ cytokines and the JAK pathway.⁸

IL-6 is a particularly intriguing target due to its close correlation with ARDS severity and mortality.²¹ IL-6 inhibitors are already successfully utilized for other cytokine storm syndromes such as adverse T cell therapy reactions and Still's disease-associated reHLH.⁸ Nonetheless, IL-6 inhibitors must be carefully administered with appropriate timing due to its suppression and facilitation of viral replication.²²

Tocilizumab (TCZ) [Actemra] is a recombinant monoclonal antibody with a humanized murine variable domain and a human IgG1 constant domain. TCZ binds to both membrane-bound and soluble IL-6 receptors, thus preventing IL-6 mediated signal transduction. The drug was initially developed to treat rheumatoid arthritis and now it is also approved for giant cell arteritis and similar autoimmune ailments. Furthermore, its safety profile was analyzed in a phase III double-blind controlled trial and it is reportedly effective in treating other cases severe cytokine release syndrome such as chimeric antigen receptor T-cell immunotherapy.¹¹

While TCZ is not yet approved for treatment of COVID-19, clinicians across the globe are utilizing the drug under “emergency” use including in the United States following FDA approval.

The Efficacy of IL-6 Inhibitor Tocilizumab in Reducing Severe COVID-19 Mortality: A Systematic Review

An early observational study of 547 COVID-19 ICU in New Jersey compared the survival rate of 134 individuals treated with standard of care (SOC) and TCZ compared with SOC controls finding a 46% and 56% mortality rate respectively and a 0.76 adjusted hazard ratio.²³ However, the researchers were unable to conclude clinical efficacy of TCZ with the clinical data and they only focused on the most severe cases. Genentech – the producer of TCZ – and the FDA agreed to commence a phase III clinical trial (called COVACTA) with 450 patients globally to assess the effect of the drug on clinical status, mortality, mechanical ventilation and ICU admission.²⁴ While a complete randomized controlled trial (RCT) is the only validated method of proving a drug's efficacy, the Genentech trial and analysis are not expected to be completed until late September. Nonetheless, as RCTs remain ongoing for several more months, healthcare providers are still currently administering TCZ globally to combat lethal COVID-19 cases.

Existing systematic reviews only investigate case studies of TCZ treatment without controls.^{25,26} Therefore, this systematic review will synthesize the evidence from individual case-control studies and analyze uncontrolled trials to determine whether the drug is potentially effective at reducing severe COVID-19-related mortality, thus corroborating the logic for ongoing RCTs.

Systematic Review Methods and Statistics

Articles utilized for the systematic review were selected from a PubMed search on July 4 2020. For the initial screening, the primary search terms were COVID-19 or SARS-CoV-2 and tocilizumab. Papers with primary data for a case-control study comparing mortality of severe COVID-19 between TCZ and standard of care (SOC) were included for data synthesis. Uncontrolled studies on severe COVID-19 mortality with TCZ were reviewed separately without data synthesis. Exclusion criteria included papers without primary data, case reports, reviews, protocols, and studies without mortality numbers available or potentially repeating patient data. An additional search was performed on SearchWorks to identify case-control studies not found in PubMed.

For each study included in the synthesis, the mortality rate for the TCZ and SOC group were calculated. In the controlled studies, the odds ratio (RR) of mortality from COVID-19 with TCZ versus the SOC was determined followed by the 95% confidence interval (CI). A two-tailed t-test was performed to identify the p-value. The data from the individual controlled studies were synthesized by a random effects meta-analysis calculation using MedCalc software. MedCalc was also used to perform a sample size calculation with an alpha of 0.01 and power of 90% to detect a difference between the total crude TCZ and SOC mortality rates.

The Efficacy of IL-6 Inhibitor Tocilizumab in Reducing Severe COVID-19 Mortality: A Systematic Review

The systematic review protocol was pre-registered with PRISMA and approved on June 22, 2020 (CRD42020193479).

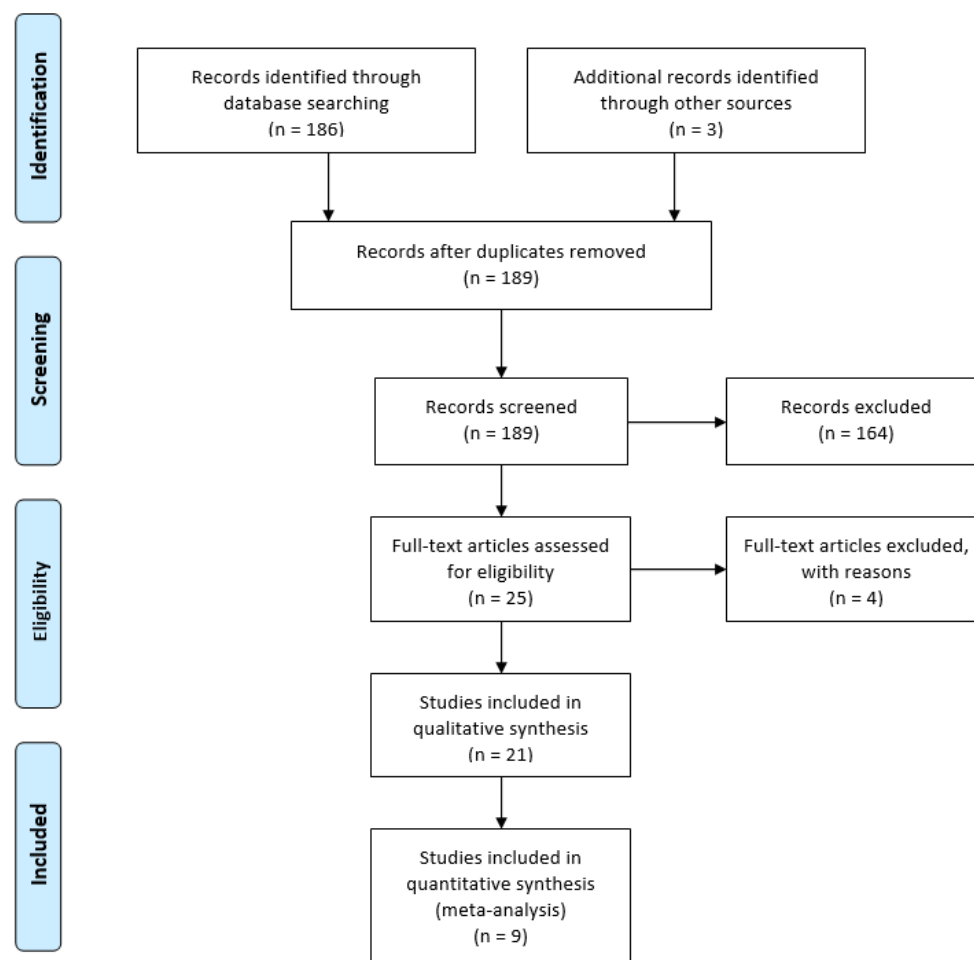


Figure 1: PRISMA flow diagram for meta-analysis article search.²⁷

Results

A total of 186 articles were identified by the initial PubMed search and three additional case-control studies were found on a SearchWorks (**Fig. 1**). 24 articles were selected for full-text review yielding 12 uncontrolled studies for qualitative analysis and 9 case-control studies for both quantitative synthesis and qualitative analysis. The study characteristics for the controlled studies are summarized in **Supplementary Table 1** while the uncontrolled studies are outlined in **Supplementary Table 3**.

Controlled Studies

The systematic review of controlled studies encompassed a total of 618 TCZ-treated and 1057 SOC control patients (**Table 1**). 7 of the studies occurred in a single medical center while the remaining 2 aggregated data from multiple hospitals. The largest patient contributions to the analysis were from the multiple-hospital studies [Ip et al. and Guaraldi et al.] The baseline

The Efficacy of IL-6 Inhibitor Tocilizumab in Reducing Severe COVID-19 Mortality: A Systematic Review

patient characteristic for all but one study [Guaraldi et al.] was severe COVID-19, generally qualified by oxygen supplementation needs. Ip et al. only analyzed patients who were already admitted into the ICU while 61% of both cases and controls in Rojas-Marte et al. began the trial in critical condition. There was some variation in TCZ administration and SOC treatments, the most common being hydroxychloroquine – utilized in all but one study – and lopinavir/ritonavir. Length of observation ranged from 7 days to 30 days or until death, discharge or ICU admission. Mean age of participants in the treatment and control groups extended from 55.5 to 76.8 with no more than 6.1 years separating the two groups within one study.

Study	TCZ Mortality	Controls	Odds ratio	95% CI	Random	p Value
Klopfenstein et al. ²⁸	4/20 (20%)	12/25 (48%)	0.271	0.0704-1.042	6.45	0.0575
Campochiaro et al. ²⁹	5/32 (15.6%)	11/33 (33.3%)	0.37	0.112-1.227	7.69	0.104
Capra et al. ³⁰	2/62 (3.2%)	11/23 (47.8%)	0.0364	0.00713-0.185	4.77	0.0001
Colaneri et al. ³¹	5/21 (23.8%)	6/21 (28.6%)	0.781	0.197-3.106	6.22	0.726
Rojas-Marte et al. ³²	50/96 (52.1%)	60/97 (61.9%)	0.67	0.378-1.189	17.37	0.171
Wadud et al. ³³	17/44 (38.6%)	26/50 (52%)	0.581	0.255-1.323	12.45	0.196
Ip et al. ²³	62/134 (46.3%)	231/413 (55.9%)	0.678	0.459-1.003	21.69	0.0519
Roumier et al. ³⁴	3/30 (10%)	9/30 (30%)	0.259	0.0623-1.079	5.91	0.0635
Guaraldi et al. ³⁵	13/179 (7.3%)	73/365 (20%)	0.309	0.2166-0.574	17.44	0.0002
Total (random effects)	161/618 (26.1%)	439/1057 (41.5%)	0.482	0.326-0.713	100	<0.001

Table 1: Quantitative synthesis of individual case-control study mortality data.

All of the studies trended toward lower mortality from severe COVID-19 with TCZ versus the SOC with two studies yielding a statistically significant result [Capra et al. and Guaraldi et al.] (**Fig. 2**). A random effects odds ratio analysis generated an odds ratio of 0.482 (95% CI 0.326-0.713) with a p-value less than 0.001. A sample size analysis with alpha of 0.01 and power of 90% affirmed that 392 total case and control patients are needed to detect a difference between 26.1% and 41.5% mortality. The studies also scattered symmetrically around the overall odds ratio from the analysis signifying a low likelihood of publication bias (**Fig. 3**). TCZ patients in two studies had secondary bacteremia but one reported a lower rate than the SOC [Rojas Marte et al.]. 4 studies reported no adverse effects from TCZ.

The Efficacy of IL-6 Inhibitor Tocilizumab in Reducing Severe COVID-19 Mortality: A Systematic Review

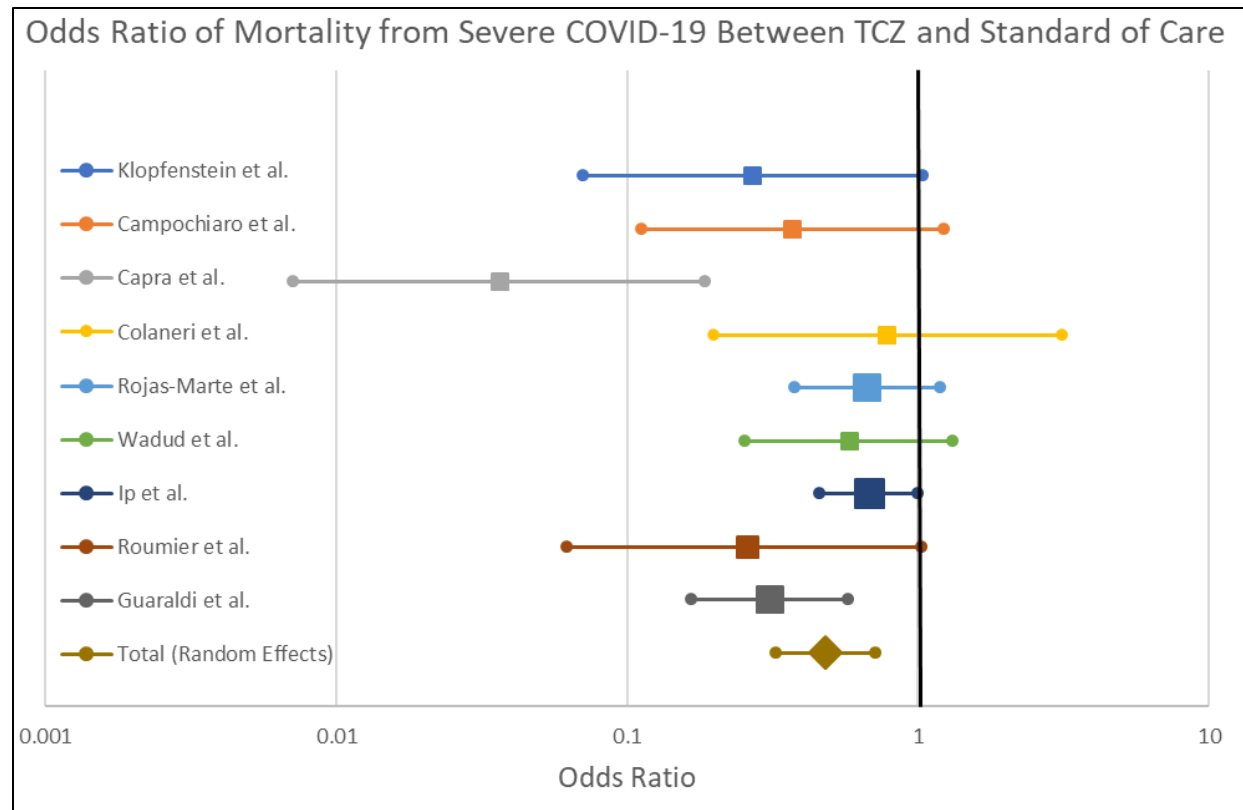


Figure 2: Forrest plot depicting odds ratio for death from severe COVID-19 with TCZ versus the SOC. Center point on each line is the odds ratio for the study with the size of the square correlating to the contribution to the random effects calculation. Horizontal length corresponds to the 95% CI. The Total (Random Effects) synthesizes data from the 9 individual case-control studies.

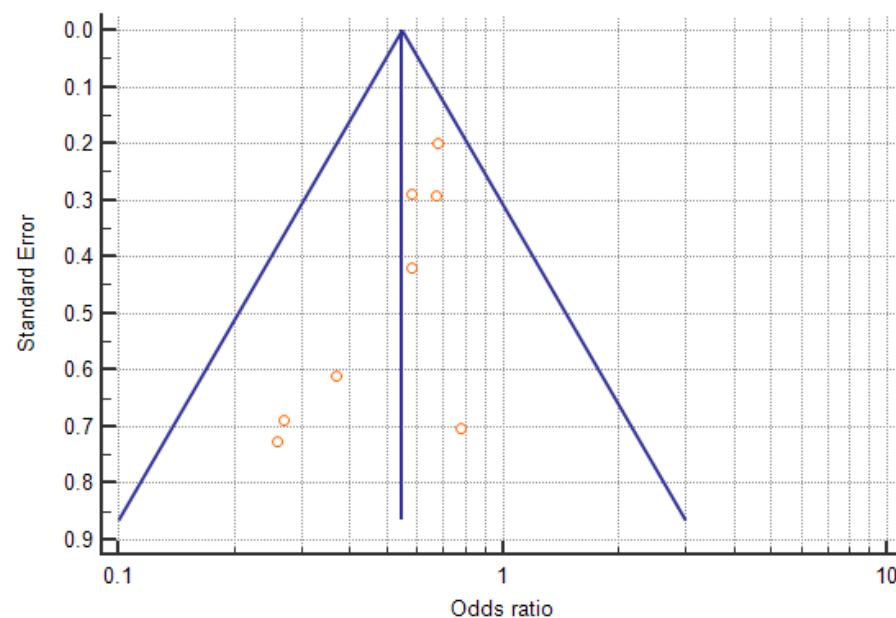


Figure 3: Funnel plot relating the odds ratio to the standard of the effect estimate for each study. Vertical blue line depicts the overall random effects odds ratio.

The Efficacy of IL-6 Inhibitor Tocilizumab in Reducing Severe COVID-19 Mortality: A Systematic Review

Uncontrolled Studies

The 12 uncontrolled trials encompassed 803 total patients who received TCZ. The mortality rate from severe COVID-19 ranged from 0% to 27.5% (SD 7.78), although the two studies with 0% had relatively small sample sizes [20 and 12 for Xu et al. and Borku Uysal et al. respectively]. The raw overall mortality rate from the 12 studies is 13.6%. The initial patient severity level ranged from “severe” – requiring supplemental oxygen – to ICU admission. No study only investigated ICU patients. SOC varied more widely in the uncontrolled trials than the controlled, but hydroxychloroquine was still the most common additional drug used. Few major side effects such as bacterial/fungal infections and increased hepatic enzymes were reported.

In crude comparison between uncontrolled (n=12) and controlled trials (n=7) with TCZ (**Table 2**), excluding controlled studies with over 50% of patients initially in the ICU, the mortality rate was 15.1% and 12.6% respectively (p=0.808).

	Mortalities	Total	Mortality Rate	SD
Controlled	49	388	12.6%	11.1
Uncontrolled	109	803	13.6%	7.51
Difference	1.0%			
95% CI	-7.49-9.49			
Significance Value	p=0.808			

Table 2: Comparison of mortality rate between controlled (n=7) and uncontrolled (n=11) studies. Mortalities and total patient values are simple tallies from each study. Significance calculated by a t-test.

Discussion

The purpose of this systematic analysis was to analyze and synthesize clinical data on the efficacy of TCZ treatment against severe COVID-19. In the 9 case-control trials published by June 6, 2020, all of the studies at least trended towards reduced mortality with TCZ (**Fig. 2**) including two with statistical significance [Capra et al. and Guaraldi et al.]. After performing a qualitative synthesis, the random effects odds ratio of mortality with TCZ versus the SOC was 0.482 (95% CI 0.326-0.713, p<0.001) illustrating a stark difference in patient outcomes ostensibly improved by TCZ. There was no indication of publication bias (**Fig. 3**) and there were well over the 392 required total case and control patients to detect the difference in mortality rate. It is important to acknowledge that only one of the studies [Guaraldi et al.] randomized who received TCZ. Specific strengths and shortcomings for the controlled trials are outlined in **Supplementary Table 2**. Although the value of any single controlled clinical study does not hold definitive proof of efficacy, the consistent qualitative trend and strong statistical significance from the combined data in this analysis corroborates TCZ’s potential positive effects and adds merit to systematic clinical investigations.

Secondarily, the uncontrolled trials were analyzed separately to explore trends in treatment data. Recognizing the variation in patient outcomes between the studies, the combined mortality rate from 12 single-arm studies using TCZ against severe COVID-19 was

The Efficacy of IL-6 Inhibitor Tocilizumab in Reducing Severe COVID-19 Mortality: A Systematic Review

13.6% (SD 7.51%). As a comparison, in a review of clinical data from 5700 individuals hospitalized from COVID-19 in New York, 21% of the patients passed away³⁶. On the surface, the combined mortality rate with TCZ in single-arm trials does appear lower, but participants must be matched to controls to eliminate bias and account for other confounding factors to draw any conclusions. When excluding controlled trials with over 50% of patients initially in the ICU [Ip et al. and Rojas-Martínez et al.], there was an insignificant difference in mortality rate between the uncontrolled and controlled trials ($p=0.808$). This observation provides minor evidence that the reported results from the uncontrolled experimental trials in this review are potentially accurate and have merit in evaluating TCZ efficacy. Nonetheless, the uncontrolled trials should still be evaluated with some degree of skepticism. Specific shortcomings for the individual uncontrolled trials are delineated in **Supplementary Table 4**.

There is also a question of timing for the IL-6 blocking treatment. All of the studies observed only included patients who were already in a severe disease state. Given the patterns of COVID-19 pathology and immune dysregulation, it is logical to defer TCZ until the inflammatory phase due to the positive effects of IL-6 release in the acute infection stage which theoretically prevents SARS-CoV-2 proliferation. Given the unique, aberrant immune reaction in COVID-19, in order to curtail and not enhance mortality, some researchers argue that the optimal time to employ targeted immune suppressants such as TCZ is when patients begin to trend towards hypoxia and inflammation.³ However, this timing is only a theory that must be proven in a randomized controlled trial (RCT) to be definitive.

There are multiple RCTs in progress to evaluate the efficacy of TCZ (NCT04320615, NCT04317092, NCT04363853). RCTs were also initiated to assess another IL-6 inhibitor, sarilumab, (NCT04322773, NCT04327388), however, the drug failed its Phase III in the United States³⁷. Nevertheless, it is encouraging that preliminary data from this systematic analysis appear promising for the prospects of TCZ reinforcing support for efforts to continue RCTs for the IL-6 inhibitor.

There are notable limitations to this systematic analysis and the qualitative synthesis alluded to in the Discussion above. First, only one of the studies presented randomized who received TCZ, opening the possibility for selection bias and confounding factors that cannot be accounted for statistically. This systematic analysis synthesizes data from studies with different SOC, geographies, resources, demographics, and TCZ dosing amount, number and timing. Therefore, it is not possible to conclude that TCZ is efficacious in reducing COVID-19 mortality, simply that the data trends towards a lower odds ratio for mortality with incomplete generalizability. On a similar note, while patients across all of the studies were at least in severe condition, the combined data still represents individuals at various stages of COVID-19. Not all of the studies offered a longitudinal time component, so an overall hazard ratio or Kaplan-Meier survival curve cannot be produced. Additionally, many patients were still in the hospital at the end of the observation period potentially skewing the mortality rate. Finally, in the random effects odds ratio calculation, there was no control for age, sex and baseline characteristics like individual studies were able to accomplish. It is also worth repeating that the uncontrolled trials on TCZ cannot be adequately evaluated without direct comparison to a control group.

The Efficacy of IL-6 Inhibitor Tocilizumab in Reducing Severe COVID-19 Mortality: A Systematic Review

Conclusions

After reviewing the clinical data of the IL-6 inhibitor tocilizumab (TCZ) for severe COVID-19, the evidence points towards efficacy in reducing mortality from the disease. The results from this systematic analysis corroborate the logic for ongoing phase III, RCT clinical trials on TCZ.

References

1. Huang, C., Wang, Y., Li, X. et al. Clinical features of patients infected with 2019 novel coronavirus in Wuhan, China. *The Lancet*. 2020; 395: 497–506
2. Docherty, A., Harrison, E., Green, C. et al. Features of 20,133 UK patients in hospital with covid-19 using the ISARIC WHO Clinical Characterization Protocol: prospective observational cohort study. *BMJ*. (May 22, 2020). doi: 10.1136/bmj.m1985
3. Siddiqi, H. & Mehra, M. COVID-19 Illness in Native and Immunosuppressed States: A Clinical-Therapeutic Staging Proposal. *Journal of Heart and Lung Transplantation*. (March 25, 2020). doi: 10.1016/j.healun.2020.03.012
4. Blanco-Melo, D., Nilsson-Payant, B., Liu, W. et al. Imbalance Host Response to SARS-CoV-2 Drives Development of COVID-19. *Cell*. (May 28, 2020). doi: 10.1016/j.cell.2020.04.026
5. "Cao, X. COVID-19: immunopathology and its implications for therapy. *Nature*. (May 2020). doi: 10.1038/s41577-020-0308-3 "
6. Shi, Y. Immunopathological characteristics of coronavirus disease 2019 cases in Guangzhou, China. *medRxiv*. (March 16, 2020). doi: 10.1101/2020.03.12.20034736
7. Zheng, M., Gao, Y., Wang, G. et al. Functional exhaustion of antiviral lymphocytes in COVID-19 patients. *Cellular & Molecular Immunology*. March 7, 2020; 17:533-535. doi: 10.1038/s41423-020-0402-2
8. Jamilloux, Y., Henry, T., Belot, A. et al. Should we stimulate or suppress immune responses in COVID-19? Cytokine and anti-cytokine interventions. *Autoimmunity Reviews*. (April 26, 2020). doi: 10.1016/j.autrev.2020.102567
9. Giamarellos-Bourboulis, E., Netea, M., Rovina, N. et al. Complex Immune Dysregulation in COVID-19 Patients with Severe Respiratory Failure. *Cell Host & Microb*. June 2020; 27: 1-9. doi: 10.1016/j.chom.2020.04.009
10. Zhou, F., Yu, T., Du, R., et al. Clinical course and risk factors for mortality of adult inpatients with COVID-19 in Wuhan, China: a retrospective cohort study. *The Lancet*. (March 11, 2020);395:1054-1062. doi: 10.1016/S0140-6736(20)30566-3
11. Zhang, C., Wu, Z., Li, J. et al. Cytokine release syndrome in severe COVID-19: interleukin-6 receptor antagonist tocilizumab may be the key to reduce mortality. *Int J Antimicrob Agents*. (May 2020). 55(5): 105954. doi: 10.1016/j.ijantimicag.2020.105954

The Efficacy of IL-6 Inhibitor Tocilizumab in Reducing Severe COVID-19 Mortality: A Systematic Review

12. Gubernatorova, E., Gorshkova, E., Polinova, A. et al. IL-6: relevance for immunopathology of SARS-CoV-2. *Cytokine and Growth Factor Reviews*. (May 17, 2020). doi: 10.1016/j.cytogfr.2020.05.009
13. Mazzone, A., Salvati, L., Maggi, L. et al. Impaired immune cell cytotoxicity in severe COVID-19 is IL-6 dependent. *J Clin Invest*. (2020). doi: 10.1172/JCI138554.
14. Mehta, P., McAuley, D., Brown, M., et al. COVID-19: consider cytokine storm syndromes and immunosuppression. *The Lancet*. (2020). doi: 10.1016/S0140-6736(20)30628-0.
15. Beigel, J., Tomashek, K., Dodd, L. et al. Remdesivir for the Treatment of Covid-19 - Preliminary Report. *The New England Journal of Medicine*. (May 22, 2020). doi: 10.1056/NEJMoa2007764
16. Russell, C., Millar, J., & Baillie J. Clinical evidence does not support corticosteroid treatment for 2019-nCoV lung injury. *The Lancet*. (2020). 395(10223):473-475. doi: 10.1016/S0140-6736(20)30317-2.
17. Alhazzani, W., Moller, M., Arabi, Y. et al. Surviving Sepsis Campaign: guidelines on the management of critically ill adults with Coronavirus Disease 2019 (COVID-19). *Intensive Care Med*. 2020; 46:854-887. doi: 10.1007/s00134-020-06022-5
18. Horby, P., Lim, W., Emberson, J. et al. Effect of Dexamethasone in Hospitalized Patients with COVID-19: Preliminary Report. *medRxiv*. (June 22, 2020). doi: 10.1101/2020.06.22.20137273
19. "Clinical management of COVID-19." *World Health Organization*. (May 27, 2020). Retrieved from [https://www.who.int/publications-detail/clinical-management-of-severe-acute-respiratory-infection-when-novel-coronavirus-\(ncov\)-infection-is-suspected](https://www.who.int/publications-detail/clinical-management-of-severe-acute-respiratory-infection-when-novel-coronavirus-(ncov)-infection-is-suspected)
20. Hernandez, A., Roman, Y., Pasupuleti, V. et al. Hydroxychloroquine or Chloroquine for Treatment or Prophylaxis of COVID-19: A Living Systematic Review. *Annals of Internal Medicine*. (May 27, 2020). doi: 10.7326/M20-2496
21. Coomes E. & Haghbayan H. Interleukin-6 in COVID-19: A Systematic Review and Meta-Analysis. *MedRxiv* (2020). doi: 10.1101/2020.03.30.20048058
22. Velazquez-Salinas, L., Verdugo-Rodriguez, A., Rodriguez, L, et al. The Role of Interleukin 6 During Viral Infections. *Front Microbiol*. (2019) doi: 10.3389/fmicb.2019.01057."
23. Ip, Ap., Berry, D., Hansen, E. et al. Hydroxychloroquine and Tocilizumab Therapy in COVID-19 Patients - An Observational Study. *medRxiv*. (May 25, 2020). doi: 10.1101/2020.05.21.20109207
24. "A Study to Evaluate the Safety and Efficacy of Tocilizumab in Patients With Severe COVID-19 Pneumonia (COVACTA). *ClinicalTrials.gov*. Retrieved from <https://clinicaltrials.gov/ct2/show/NCT04320615>
25. Alzghari, S. & Acuña, V. Supportive Treatment with Tocilizumab for COVID-19: A Systematic Review. *Journal of Clinical Virology*. (April 19, 2020). doi: 10.1016/j.jcv.2020.104380
26. Antwi-Amoaben, D., Kanji, Z., Ford, F. et al. Clinical Outcomes in COVID-19 Patients Treated with Tocilizumab: An Individual Patient Data Systematic Review. *Journal of Medical Virology*. (May 2020). doi: 10.1002/jmv.26038

The Efficacy of IL-6 Inhibitor Tocilizumab in Reducing Severe COVID-19 Mortality: A Systematic Review

27. Moher, D., Liberati, A., Tetzlaff, J. et al. The PRISMA Group (2009). Preferred Reporting Items for Systematic Reviews and Meta-Analyses: The PRISMA Statement. *PLoS Med.* (2009). 6(6). doi: 10.1371/journal.pmed1000097
28. Klopfenstein, T., Zayet, S., Lohse, A. et al. Tocilizumab therapy reduced intensive care unit admissions and/or mortality in COVID-19 patients. *Med Mal Infect.* (May 6, 2020). doi: 10.1016/j.medmal.2020.05.001
29. Campochiaro, C., Della-Torre, E., Cavalli, G. et al. Efficacy and safety of tocilizumab in severe COVID-19 patients: a single-centre retrospective cohort study. *European Journal of Internal Medicine.* (May 22, 2020). doi: 10.1016/j.ejim.2020.05.021
30. Capra, R., Rossi, N., Mattioli, F. et al. Impact of low dose tocilizumab on mortality rate in patients with COVID-19 related pneumonia. *European Journal of Internal Medicine.* (May 6, 2020). doi: 10.1016/j.ejim.2020.05.009
31. Colaneri, M., Bogliolo, L., Valsecchi, P. et al. Tocilizumab for Treatment of Severe COVID-19 Patients: Preliminary Results from SMAtteo Covid19 Registry (SMACORE). *Microorganisms.* (May 9, 2020). 10.3390/microorganisms8050695
32. Rojas-Marte, G., Khalid M., Mukhtar O. et al. Outcomes in Patients with Severe COVID-19 Disease Treated with Tocilizumab - A Case- Controlled Study. *QJM.* (June 23, 2020). doi: 10.1093/qjmed/hcaa206
33. Wadud, N., Ahmed, N., Shergil, M. et al. Improved survival outcome in SARs-CoV-2 (COVID-19) Acute Respiratory Distress Syndrome patients with Tocilizumab administration. *medRxiv.* (May 16, 2020). doi: 10.1101/2020.05.13.20100081
34. Roumier, M., Paule, R., Groh, M. et al. Interleukin-6 blockade for severe COVID-19. *medRxiv.* (March 22, 2020). doi: 10.1101/2020.04.20.20061861
35. Guaraldi, G., Meschiari, M., Cozzi-Lepri, A. et al. Tocilizumab in patients with severe COVID-19: a retrospective cohort study. *The Lancet.* (June 24, 2020). 10.1016/S2665-9913(20)30173-9
36. Richardson, S., Hirsch, J., Narasimhan, M. et al. Presenting Characteristics, Comorbidities, and Outcomes Among 5700 Patients Hospitalized With COVID-19 in the New York City Area. *JAMA.* (April 22, 2020); 323(20): 2052-2059. doi:10.1001/jama.2020.6775
37. "Sanofi and Regeneron's Kevzara fails in Phase III Covid-19 trial." *Clinical Trials Arena.* (July 3, 2020). Retrieved from <https://www.clinicaltrialsarena.com/news/kevzara-us-covid19-trial-data/>
38. Luo, P., Liu, Y., Qiu, L. et al. Tocilizumab treatment in COVID-19: A single center experience. *Journal of Medical Virology.* (March 26, 2020). 10.1002/jmv.25801
39. Toniati, P., Piva, S., Cattalini, M. et al. Tocilizumab for the treatment of severe COVID-19 pneumonia with hyperinflammatory syndrome and acute respiratory failure: A single center study of 100 patients in Brescia, Italy. *Autoimmunity Reviews.* (May 3, 2020). 19(7):102568. doi: 10.1016/j.autrev.2020.102568
40. Xu, X., Han, M., Li, T. Effective treatment of severe COVID-19 patients with tocilizumab. *PNAS.* (May 19 2020). doi: 10.1073/pnas.2005615117

The Efficacy of IL-6 Inhibitor Tocilizumab in Reducing Severe COVID-19 Mortality: A Systematic Review

41. Price, C., Altice, F., Shyr, Y. et al. Tocilizumab treatment for Cytokine Release Syndrome in hospitalized COVID-19 patients: survival and clinical outcomes. *Chest*. (June 20, 2020). doi: 10.1016/j.chest.2020.06.006
42. Sciascia, S., Apra, F., Baffa, A. et al. Pilot prospective open, single-arm multicentre study on off-label use of tocilizumab in patients with severe COVID-19. *Clinical and Experimental Rheumatology*. (May 1, 2020); 38: 529-532.
43. Alattar, R., Ibrahim, T., Shaar, S. et al. Tocilizumab for the treatment of severe coronavirus disease 2019. *Journal of Medical Virology*. (May 5 2020). doi: 10.1002/jmv.25964
44. Issa, N., Dumery, M., Guisset, O. et al. Feasibility of Tocilizumab in ICU patients with COVID-19. *Journal of Medical Virology*. (June 3, 2020). doi: 10.1002/jmv.26110
45. Quartuccio, L., Sonaglia, A., McGonagle, D. et al. Profiling COVID-19 Pneumonia progressing into the cytokine storm syndrome: results from a single Italian Centre study on tocilizumab versus standard of care. *Journal of Clinical Virology*. (May 15, 2020). doi: 10.1016/j.jcv.2020.104444
46. Campins, L., Boixeda, R., Perez-Cordon, L. et al. Early tocilizumab treatment could improve survival among COVID-19 patients. *Clinical Experimental Rheumatology*. (May 28, 2020). PMID: 32456769
47. Morena, V., Milazzo, L., Oreni, L. et al. Off-label use of tocilizumab for the treatment of SARS-CoV-2 pneumonia in Milan, Italy. *European Journal of Internal Medicine*. (May 21, 2020). doi: 10.1016/j.ejim.2020.05.011
48. Borku Uysal, B., Ikitimur, H., Yavuzer, S., et al. Tocilizumab challenge: A series of cytokine storm therapy experience in hospitalized Covid-19 pneumonia patients. *Journal of Medical Virology*. (June 3, 2020). 10.1002/jmv.26111
49. Price, C., Altice, F., Shyr, Y. et al. Tocilizumab Treatment for Cytokine Release Syndrome in Hospitalized COVID-19 Patients – Survival and Clinical Outcomes. *Chest*. (June 2020). doi: 10.1016/j.chest.2020.06.006

The Efficacy of IL-6 Inhibitor Tocilizumab in Reducing Severe COVID-19 Mortality: A Systematic Review

Supplementary Table 1

Study	Methods	TCZ Administration	SOC	Length of Observation
Klopfenstein et al.	Retrospective case-control study of hospitalized COVID-19 patients, 20 of whom received TCZ and compared with 25 SOC patients in one French hospital.	1 or 2 doses	Hydroxychloroquine or lopinavir/ritonavir and antibiotics, some corticosteroids	Until death and/or ICU admission
Campochiaro et al.	Claimed to be the first comparison of TCZ to SOC. Retrospective cohort study of 65 patients in one Italian hospital with severe COVID-19 outside the ICU. 32 were treated with TCZ and compared outcomes with standard of care after 28 days.	2 doses [24 hrs. apart], 400 mg	Hydroxychloroquine, lopinavir/ritonavir, ceftriaxone, azithromycin, enoxaparin	28 days
Capra et al.	Cohort study of 62 patients treated with TCZ within 4 days post-admission compared to 23 who received only SOC at one Italian hospital. Included severe, but pre-ICU or mechanical ventilation.	1 dose, 400 mg IV or 324 mg s.c.	Lopinavir and ritonavir	Admission to April 2, 2020
Colaneri et al.	Retrospective, observational analysis of 21 patients treated with TCZ and matched 1:1 to patients receiving standard of care (SOC) based on propensity score. Mortality assessed after 7 days. Performed at one facility in Italy. Included patients in the ICU.	2 doses [12 hrs. apart], 8 mg/kg (up to 800 mg),	Hydroxychloroquine, azithromycin, heparin, methylprednisone	7 days
Rojas-Marte et al.	Retrospective case-control study in a New York medical center. Included 193 patients with mild to critical COVID-19 comparing those who received TCZ against individuals who underwent SOC therapies.	Not specified	Hydroxychloroquine, and azithromycin. Some corticosteroids, anticoagulation, remdesivir, antibiotics and vasopressors.	Not specified
Wadud et al.	Retrospective case-control study of COVID-19 patients with ARDS comparing 44 treated with TCZ and 50 controls matched on age, sex, BMI and baseline inflammatory markers. Data derived from one medical facility in New York.	Not specified	Combinations of hydroxychloroquine, azithromycin and steroids	Until death or discharge
Ip et al.	Retrospective observational case-control study of tocilizumab administration for 547 ICU patients in a 13-hospital network in New Jersey.	1 (n=104) or 2 doses (n=20) with 400mg followed by 800 mg, 8 mg/kg or 4 mg/kg	Not specified	30 days
Roumier et al.	Prospective case-control study of TCZ treatment in 30 patients with severe COVID-19 matched 1:1 based on age,	1 dose, 8mg/kg	Hydroxychloroquine and azithromycin	Median 8 days

The Efficacy of IL-6 Inhibitor Tocilizumab in Reducing Severe COVID-19 Mortality: A Systematic Review

	gender and disease severity. Performed in one facility in France.			
Guaraldi et al.	Retrospective case-control analysis of multiple medical centers in Italy. Compared 179 patients who received TCZ against 365 individuals who were only given the SOC. Patients were randomly assigned for TCZ administration.	2 doses [12 hrs. apart], 8 mg/kg IV or 162 mg s.c.	Hydroxychloroquine, azithromycin, antiretrovirals, heparin	Until death, discharge or mechanical ventilation
Study	Adverse Effects	Mean/Median Age TCZ	Mean/Median Age Control	TCZ Sex and Clinical Characteristics
Klopfenstein et al.	None found	76.8 (mean)	70.7 (mean)	45% male; higher comorbidity index and oxygen requirements than controls. Pre-ICU upon admission.
Campochiaro et al.	Bacterial/fungal infection in 13% TCZ and 12% SOC patients	65 (mean)	60 (mean)	91% male; 78% non-invasive ventilation, 22% high supplemental O2
Capra et al.	No secondary infections reported	63 (mean)	70 (mean)	73% male; oxygen requirements but not mechanical ventilation (MV)
Colaneri et al.	None found	63.74 (median)	62.33 (median)	90% male; all patients in "severe" condition
Rojas-Martel et al.	Bacteremia less common in TCZ (13% versus 24%). Fever, cough and shortness of breath more common in TCZ.	60 (mean)	60 (mean)	77.1% male; 6.3% moderate (nasal canula), 30.2% very severe (high-flow O2/non-rebreather), 63.5% critical (intubated)
Wadud et al.	None reported	55.5 (mean)	66 (age)	Sex breakdown not included; statistically higher initial inflammatory markers than controls
Ip et al.	18 (13%) of TCZ and 44 (11%) of controls had secondary bacteremia; 12 (9%) of TCZ	62 (mean)	60 (mean)	28% male; all initially in ICU

The Efficacy of IL-6 Inhibitor Tocilizumab in Reducing Severe COVID-19 Mortality: A Systematic Review

	and 25 (6%) of controls had secondary pneumonia			
Roumier et al.	Mild hepatic cytolysis (n=2) and ventilator-acquired pneumonia (n=1)	62.3 (mean)	60.6 (mean)	80% male; 23.3% in ICU at baseline
Guaraldi et al.	One patient had an injection site reaction, 1 episode of neutropenia, 1 HSV1 reactivation causing liver sepsis	64 (mean)	69 (mean)	71% male; O2 support required, no MV

Supplementary Table 1: Study characteristics for the controlled trials

Supplementary Table 2

Study	Strengths	Shortcomings
Klopfenstein et al.	Consistent inclusion/exclusion criteria for cases and controls. Analyzed both mortality and TCZ administration.	TCZ patients had higher comorbidity indices and worse baseline characteristics. Cases and controls not matched. Variation in SOC and number of TCZ doses. Cases and controls treated at different times. Concluded observation on April 24 th regardless of patient condition.
Campochiaro et al.	Cases and controls were performed at the same time. 28-day follow up. Provide longitudinal survival curve.	More adverse effects in ICU patients. SOC and TCZ not matched. TCZ patients admitted to ICU were given 2 nd dose.
Capra et al.	Consistent inclusion criteria and SOC. Attempted to address non-randomized assignment.	Cases and controls treated at different times. 2.7 times more TCZ patients than controls. No statistics on difference in baseline clinical characteristics between cases and controls.
Colaneri et al.	Cases and controls matched 1:1 based on propensity score. Patients all treated in 2-week period.	Only compare 7-day mortality rate. Missing clinical data reported.
Rojas-Marte et al.	Large sample size; similar between cases and controls. Controls had similar oxygen requirements. Primary endpoint of mortality. Compared intubated and non-intubated patients. All cases received one dose of TCZ.	Variation in disease severity.
Wadud et al.	Attempted to match cases with controls. Obtained data up until discharge or death.	TCZ patients had worse baseline clinical characteristics. Difference in SOC. Some missing clinical data for laboratory values.
Ip et al.	Large sample size. Consistent inclusion criteria (only evaluated ICU patients for cases and controls). 30-day observation period.	Analysis of TCZ was secondary in the study. Difference in SOC and TCZ administration between the 13 facilities.
Roumier et al.	Matched cases and controls 1:1. Analyzed ICU admission.	Some patients received other drugs in addition to TCZ. Median follow-up of 8 days. Controls treated at different time.
Guaraldi et al.	Large study size. Similar percentage of patients on ventilators. Same SOC for all patients. Provided longitudinal analysis and Kaplan-Meier.	Differences in TCZ administration. Variation in disease severity. Difference in glucocorticoid administration. TCZ groups had higher percentage of hypertension and diabetes.

Supplementary Table 2: Subjective strengths and additional specific shortcomings of controlled trials

The Efficacy of IL-6 Inhibitor Tocilizumab in Reducing Severe COVID-19 Mortality: A Systematic Review

Supplementary Table 3

Study	Methods	TCZ Administration	Additional Treatments	Length of Observation	Mortality
Luo et al.³⁸	Retrospective analysis of 15 COVID-19 patients of varying severity treated with TCZ in a hospital in China.	240-600 mg	Not specified	7 days	3/15 (20%)
Toniati et al.³⁹	Prospective trial of 100 consecutive patients comparing ICU (n=57) and non-ICU patient on noninvasive ventilation in multiple Italian hospitals. Assessed at 10 days.	2 doses [12 hrs. apart], 8 mg/kg	Not specified	10 days	20/100 (20%)
Xu et al.⁴⁰	Uncontrolled trial of TCZ administration for 20 patients with severe or critical COVID-19 in a hospital in China	1-2 doses [12 hrs. apart], 4-8 mg/kg to 800 mg	Lopinavir/ritonavir, IFN- α , ribavirin, glucocorticoid, methylprednisolone	11 days	0/20 (0%)
Price et al.⁴¹	Retrospective analysis of 153 severe COVID-19 patients in a Connecticut medical center receiving TCZ.	8 mg/kg up to 800 mg	Hydroxychloroquine and antivirals	14 days	20/153 (13.1%)
Sciascia et al.⁴²	Prospective open, single-arm study of 63 hospitalized patients in an Italian hospital with severe COVID-19, followed up 1, 2, 7 and 14 days afterwards.	1-2 (n=52) doses, 8 mg/kg IV or 324 mg s.c.	Not specified	14 days	7/63 (11.1%)
Alattar et al.⁴³	Retrospective review of 25 patients in Qatar with severe COVID-19 receiving TCZ, followed up 1, 3, 7 and 14 days later. 68% of patients had radiological improvement by day 14.	1 dose, median 5.7 mg/kg	Hydroxychloroquine, azithromycin, lopinavir/ritonavir, ribavirin, interferon	14 days	3/25 (12%)
Issa et al.⁴⁴	Retrospective analysis following 10 patients who received TCZ at a hospital in Bordeaux, France.	1 dose, 8 mg/kg	Hydroxychloroquine, ceftriaxone	11 days	1/10 (10%)
Quartuccio et al.⁴⁵	Retrospective study of hospitalized COVID-19 patients divided between 42 severe cases who received TCZ and 69 SOC patients.	1 dose, 8 mg/kg	Methylprednisolone, antivirals (remdesivir), lopinavir/ritonavir, darunavir/cobicistat, hydroxychloroquine	Not specified	7/41 (17.1%)
Campins et al.⁴⁶	Prospective study on TCZ administration for 58 people with severe COVID-19 in a Spanish medical facility.	Not specified	Corticosteroids	28 days	8/58 (13.8%)

The Efficacy of IL-6 Inhibitor Tocilizumab in Reducing Severe COVID-19 Mortality: A Systematic Review

Morena et al.⁴⁷	Open-label prospective study of 51 patients with severe COVID-19 in an Italian hospital receiving IV TCZ and tracked for at least 30 days or until death.	2 doses, 400mg or 8 mg/kg [12 hrs. apart]	Hydroxychloroquine, and lopinavir-ritonavir	34 days (median)	14/51 (27.5%)
Borku Uysal et al.⁴⁸	Retrospective analysis of 12 patients pre-ICU who were given TCZ administration in Istanbul, Turkey.	2 doses [24 hrs. apart], 400 mg	Hydroxychloroquine, oseltamivir, azithromycin or moxifloxacin	Until discharge or death	0/12 (0%)
Price et al.⁴⁹	Observational, retrospective study of 153 consecutive patients who were provided TCZ in a Connecticut medical center. Severe and non-severe patients had similar survival.	1 dose (2 for patients with high BMI), 8 mg/kg to 800 mg	Combinations of hydroxychloroquine and antivirals	21-day observation period (mortality after 14 days)	20/153 (13%)
Study	Adverse Effects	Mean/Median Age	Sex and Clinical Characteristics		
Luo et al.	None found	73 (median)	80% male; 13% moderately ill, 40% seriously ill, 47% critically ill		
Toniati et al.	2 cases of septic shock	62 (median)	88% male; 43% in the ICU, other 57% had O2 demands		
Xu et al.	None	56.8 (mean)	85.7% male; All 20 patients required O2 therapy, 5% non-invasive ventilation, 10% MV		
Price et al.	Few adverse events	64 (median)	53% male; 90% severe		
Sciascia et al.	None reported	62 (mean)	88.8% male; only included patients with pathological pulmonary involvement and/or abnormal inflammatory markers		
Alattar et al.	92% experienced at least one adverse event, but not necessarily from TCZ	58 (median)	92% male; 84% on ventilation upon initiation		
Issa et al.	No adverse effects	66 (median)	100% male; all admitted to the ICU		
Quartuccio et al.	Some bacterial superinfections	62.4 (mean)	69.4% male; 57% of patients in the ICU before TCZ		
Campins et al.	None reported	60.6 (mean)	72.4% male; severe, pre-ICU		
Morena et al.	Most frequent were increased hepatic enzymes, thrombocytopenia and bacterial/fungal infections	60 (median)	78.4% male; 88% on high-flow O2, 11.7% on invasive ventilation, 85% "severe," 12% "critical"		
Borku Uysal et al.	None found	65.83 (mean)	50% male; Cough, fever, 67% dyspnea		
Price et al.	"Few" found. 4% had neutropenia, 3% experienced bacteremia.	64 (median)	53% male; 90% severe		

Supplementary Table 3: Study characteristics for the uncontrolled trials.

The Efficacy of IL-6 Inhibitor Tocilizumab in Reducing Severe COVID-19 Mortality: A Systematic Review

Supplementary Table 4

Study	Shortcomings
Luo et al.	Difference in number of TCZ doses. Excluded patients. 1-week observation. SOC not delineated. Monitor disease progress by laboratory markers.
Toniati et al.	Some patients received three doses. 10-day follow-up. 57% of patients were treated outside of the ICU due to a lack of bed availability.
Xu et al.	1 patient inexplicably dropped from analysis. 3 patients given 2 nd dose.
Price et al.	Variation in SOC provided.
Sciascia et al.	SOC not included; data from multiple centers assessed. Mortality/clinical improvement was not a primary end-point. Variation in TCZ administration.
Alattar et al.	Difference in SOC (antiviral agents). Could not determine source of adverse events. Variation in TCZ doses.
Issa et al.	Very small sample. Does not describe selection criteria.
Quartuccio et al.	Primary goal of study was to identify laboratory features to predict COVID-19 severity. “Controls” for trial who did not receive TCZ were patients who did not need oxygen support at baseline (therefore, the study was considered uncontrolled and only TCZ patients were assessed). Variation in glucocorticoid administration.
Campins et al.	SOC not provided other than corticosteroids, which varied amongst patients and could confound results. Inclusion criteria not outlined. Limited data provided in report.
Morena et al.	Difference in TCZ administration and SOC.
Borku Uysal et al.	Very small sample. Does not delineate inclusion criteria.

Supplementary Table 4: Additional specific, subjective shortcomings of uncontrolled trials