

The curvilinear relationship between the age of adults and their mental health in Iran after its peak of COVID-19 cases

Jiyao Chen

Associate Professor, Oregon State University, USA

Stephen X. Zhang*

Associate Professor, University of Adelaide, Australia

Yifei Wang

Doctoral student, Tongji University, China

Asgar Afshar Jahanshahi

Associate Professor, Pontificia Universidad Católica del Perú (PUCP), Peru

Maryam Mokhtari Dinani

Assistant Professor, Alzahra University, Iran

Abbas Nazarian Madavani

Assistant Professor, Shahid Rajaei Teacher Training University, Iran

Khaled Nawaser

Assistant Professor, Arvandan Non-profit Higher Education Institute, Iran

***Corresponding author:** Stephen X. Zhang, stephen.x.zhang@gmail.com; Phone: +61 8831 39310; Address: 9-28 Nexus10 Tower, 10 Pulteney St, Adelaide SA 5000, Australia

CRedit Author Statement:

J. C.: Investigation, Formal analysis, Writing – Original, Writing – Review & Editing

S. X. Z.: Conceptualization, Investigation, Methodology, Formal analysis, Writing – Original, Writing – Review & Editing, Supervision

Y. W.: Visualization, Writing – Original, Writing – Review & Editing

A. A. J.: Investigation (data collection)

M. M. D.: Investigation (data collection)

A. N. M.: Investigation (data collection)

K. N.: Investigation (data collection)

Word count: 2524

The curvilinear relationship between the age of adults and their mental health in Iran after its peak of COVID-19 cases

Abstract

The emerging body of research on the predictors of mental health in the COVID-19 pandemic has revealed contradictory findings, which prevent effective psychiatry screening for mental health assistance. This study aims to identify the predictors of nonsomatic pain, depression, anxiety, and distress, especially focusing on age as a nonlinear predictor. We conducted a survey of 474 adults in Iran during April 1–10, 2020, when Iran had just passed its first peak of the COVID-19 pandemic with new confirmed cases. We found that Age had a curvilinear relationship with nonsomatic pain, depression, and anxiety. Age was associated with pain, depression, and anxiety disorders negatively among adults younger than 45 years, but positively among seniors older than 70 years. Adults who were female, unsure about their chronic diseases, and exercised less per day were more likely to have mental health issues. This study advances the use of age as an effective predictor by uncovering a curvilinear relationship between individuals' age and mental health issues by using a sample of adults across a wide spectrum of ages. We hope future research on mental health during COVID-19 pays more attention to nonlinear predictors.

Keywords: risk factor; coronavirus; nonlinear predictor; mental health; 2019-nCoV

1. Introduction

The COVID-19 pandemic has led to unprecedented disruption to people's work and life (Zhang et al., 2020b) and triggered widespread mental health issues (Killgore et al., 2020; Xiang et al., 2020). A burgeoning body of research is unveiling the risk factors of mental disorders under the COVID-19 pandemic (i.e. Liu et al., 2020; Meng et al., 2020; Zhang et al., 2020b), however the evidence on individual demographics as predictors has been mixed. For example, some studies have found that age predicts mental disorders negatively (i.e. González-Sanguino et al., in press; Moccia et al., in press; Wang et al., 2020), but other studies have found the relationship between age and mental disorders to be positive (Qiu et al., 2020) or insignificant (Meng et al., 2020; Song et al., 2020; Zhang et al., 2020b). The conflicting evidence prevents the effective identification of the mentally vulnerable during the ongoing COVID-19 pandemic.

This study aims to investigate the role of age and other predictors on adults' nonsomatic pain, depression, anxiety, and distress. In particular, this study does not assume the relationship between age and mental health disorders to be linear and instead examines its second-order term, using a sample of adults across a wide spectrum of age from 20 to 79. Furthermore, this study tests the predictors of individuals' work situation, exercise hours, and the number of times out of home per day. Finally, following studies that found individuals among both healthcare workers and the general population who were unsure of their COVID-19 infection status had more mental health issues (Jahanshahi et al., 2020; Zhang et al., in press-b), this study tests individuals who were unsure of their chronic diseases as a predictor of mental health issues.

These predictors help to further advance the ongoing research on the predictors of mental

health issues during the COVID-19 pandemic. The results provide some reconciliation of conflicting findings in this rapidly growing body of literature and provide some new directions for future research to specify risk factors and their boundary conditions to screen people in greater need to prioritize mental healthcare support.

2. Methods

2.1 Context

This study was conducted during the COVID-19 outbreak in Iran, one of the worst-hit countries early on. People in Iran faced some unique challenges such as US-led sanctions, an economic slowdown, a lack of medical equipment, and issues in enacting social distancing measures (Aman, 2020). People in Iran suffered from higher distress than people in China during the COVID-19 pandemic (Jahanshahi et al., 2020).

2.2 Data collection

Data in this cross-sectional study were collected through an online survey via social media platforms, e.g. Telegram, Instagram and WhatsApp, from April 1 to 10, 2020 in Iran. Iran passed the peak of its COVID-19 pandemic with 3,111 new infection cases on April 2 and had a total of 68,192 confirmed cases and 4,232 deaths of COVID-19 on April 10, 2020. The original survey in English was translated to the official language of Iran (Persian), pretested among 10 professionals in several industries, and approved by Shahid Rajaei Teacher Training University (IR.SSRI.REC.1389.685). Participation was fully voluntary and all participants agreed with their informed consent to complete the survey. We guaranteed the anonymity and strict confidentiality of responses and targeted working adults older than 18 years in Iran. Based on the number of active users in the social media groups, our survey could reach about 980

people. We received 474 usable responses, resulting in a response rate of 48.37%. The participants worked in banking, education, finance, insurance, manufacturing, services, mining, and oil and gas sectors from all 31 provinces of Iran.

2.3 Variables

Participants reported their demographic characteristics such as exact age, gender, marital status, and working situation. Participants also reported whether they had chronic diseases (no, unsure, yes), daily exercise hours, and the number of times they left home per day in the past week.

The outcome variables included nonsomatic pain, depression, anxiety, and distress. Nonsomatic pain was measured by a three-item including “For the past week I feel I am in agony” (0 = never, rarely, 3 = always; $\alpha = 0.75$) (Keller and Nesse, 2006). Depression was measured by Patient Health Questionnaire-2 (PHQ-2) (0 = never, rarely, 3 = always; $\alpha = 0.77$) with the cut-off point of 3. Anxiety was measured by the Generalized Anxiety Disorder-2 scale (GAD-2) (0 = never, rarely, 3 = always; $\alpha = 0.76$) with the cut-off point of 3 (Kroenke et al., 2009). Distress was measured by K6, the six-item Kessler mental distress scale (0 = never, 4 = almost all of the time, $\alpha = 0.90$) with the cut-off point of 13 (Kessler et al., 2002).

2.4 Data analysis approach

We used Stata 16.0 to summarize the variables and to predict pain by ordinary least squares regression and depression, anxiety, and distress by logistic regression with a 95% confidence level.

3. Results

3.1 Descriptive findings on the covariates

Table 1 shows that 37.4% of the 474 participants were younger than 40 years old, 50.2% were between 40 to 59, and 12.4% were above 60 years. Over half (51.3%) were female, and 87.1% did not have chronic diseases, 3.0% were unsure, and 9.9% had chronic diseases. Over half (56.3%) did not do any exercise in the last week, 37.3% exercised on average about one hour daily, and 6.4% exercised two hours or more per day. In work status, 44.9% worked at home in the past week, 26.8% worked in the office, and 28.3% did not work during the epidemic. 15.6% did not leave home in the last week, 37.8% left home once daily, and 46.6% left twice or more per day.

3.2 Descriptive and comparative findings on the outcome variables

Less than one in ten (8.65%) participants felt nonsomatic pain most of the time. About one fifth surpassed the cut-off of depression (21.94%), anxiety (21.10%), and distress (14.77%). By comparing our findings with those in 13 studies using similar measurements, we found that overall the mental health conditions of Iranian adults were comparable or worse than those in several samples in China, Spain, and Italy with a few exceptions (see Table 2 for a summary). For example, the proportion of adults with depression and anxiety disorders in our sample was similar to or worse than the samples from China and Spain during the COVID-19 outbreak with four exceptions. The adults in our sample were less likely to have depression and anxiety disorders than those in a sample of seniors older than 60 years in China (Meng et al., 2020) and of younger adults aged 18–30 years in the US (Liu et al., 2020), and to have depression than the adults in two relatively small samples in China (Guo et al., in press; Zhang et al., in press-

a). The proportion of adults with distress disorder in our sample was also similar or worse than those in several samples in China and Italy, but lower than that in a sample of adults in the US in late April 2020 (Twenge and Joiner, 2020).

3.3 Predictors of pain, depression, anxiety and distress

First, adults' age had a curvilinear relationship with their pain, depression, and anxiety (for pain: $b=0.0005$, 95% CI: 0.000 to 0.001, $p=0.007$; for depression: OR=1.00, 95% CI: 1.000 to 1.001, $p=0.009$; for anxiety: OR=1.00, 95% CI: 1.000 to 1.001, $p=0.015$). To show the curvilinear relationship, we plotted the mental health–age slope at varying ages in Figure 1. Margin effect analyses showed that adults' age predicted their pain negatively among the young (e.g. at 20 years old: $b=-0.032$; 95% CI: -0.052 to -0.012; $p=0.002$). On the contrary, adults' age predicted pain positively among seniors older than 70 years (e.g. at 75 years old: $b=0.022$; 95% CI: 0.002 to 0.042; $p=0.030$). Similarly, age predicted depression negatively among younger people (e.g. at 20 years old: OR=0.97; 95% CI: 0.95 to 0.99; $p=0.006$) and positively among older people (e.g. at 75 years old: OR=1.024, 95% CI: 1.01 to 1.05; $p=0.042$). Finally, age predicted anxiety negatively among younger people (e.g. at 20 years old: OR=0.97; 95% CI: 0.96 to 0.98; $p=0.000$) but not among older people (e.g. at 75 years old: OR=1.02; 95% CI: 0.99 to 1.04; $p=0.214$).

Second, females reported more pain ($b=0.15$; 95% CI: 0.039 to 0.262; $p=0.008$), and were more likely to suffer from depression (OR=1.75; 95% CI: 1.04 to 2.94; $p=0.034$) and distress disorders (OR=3.06; 95% CI: 1.60 to 5.86; $p=0.001$) than males.

Third, adults who were unsure whether they had chronic diseases experienced more pain than those with ($b=-0.64$; 95% CI: -0.97 to -0.31; $p=0.000$) or without chronic diseases ($b=-$

0.77; 95% CI: -1.06 to -0.47; $p=0.000$). Adults who were unsure whether they had chronic disease were also more likely to suffer from anxiety issues compared with those who with (OR=0.21; 95% CI: 0.06 to 0.80; $p=0.020$) or without (OR=0.15; 95% CI: 0.05 to 0.46; $p=0.001$) a chronic diseases. Furthermore, adults who were unsure whether they had chronic diseases were also more likely to have distress disorder, compared to those with (OR=0.08; 95% CI: 0.01 to 0.39; $p=0.002$) or without (OR=0.13; 95% CI: 0.04 to 0.41; $p=0.001$) chronic diseases. Lastly, those who were unsure of their chronic diseases were more likely to suffer from depression than those without chronic diseases (OR=0.24; 95% CI: 0.08 to 0.72; $p=0.011$).

Lastly, adults who exercised more were less likely to experience the mental health issues of depression (OR=0.68; 95% CI: 0.47 to 0.97; $p=0.034$), anxiety (OR=0.66; 95% CI: 0.45 to 0.96; $p=0.030$), or distress disorders (OR=0.56; 95% CI: 0.35 to 0.91; $p=0.020$).

4. Discussion

The accumulating body of studies on mental health under the COVID-19 pandemic has begun to show conflicting results, in particular on the relationship between age and mental health disorders (Table 2). Several studies found a negative relationship (i.e. González-Sanguino et al., in press; Moccia et al., in press; Wang et al., 2020); other studies found the relationship to be insignificant (i.e. Meng et al., 2020; Song et al., 2020; Zhang et al., 2020b) or positive (Qiu et al., 2020). The contradictory evidence may result from a) examining only a linear relationship and b) the limited ranges of age of the adults in the samples. Our study, with a wide range of ages from 20 to 79, showed that the relationship between age and pain, depression, and anxiety to be curvilinear (Figure 1). In particular, age predicted pain, depression, and anxiety disorders negatively among adults younger than 45 years. Age was not

a predictor of pain for ages 50–65 years, for depression for ages 45–70 years, or for anxiety for ages 50–80 years. Age predicted pain positively among those aged 70–79 years and depression disorder among those aged 75–79 years. Such findings corroborate that the association between age and mental issues is negative among the younger population (< 45 years), insignificant among the mid-aged (50–70ish), and positive among seniors over 70 years. Seniors experienced more pain and depression, perhaps because they have a higher fatality rate during the COVID-19 outbreak and often have poor physical conditions and immune systems (Meng et al., 2020). In fact, a senior-older-than-60-year study (Meng et al., 2020) and a young-adult between-18-to-30 study (Liu et al., 2020) showed that they were much more likely to suffer from depression disorder (37.1% and 43.3%, respectively) than adults with varied ages in the other seven studies (on average 20.9%) (Table 2).

Hence, our results suggest age remains a useful predictor of mental health disorders during the COVID-19 pandemic, yet psychiatrists and mental health services need to be careful using age as either a positive or a negative predictor alone in identifying and screening people at mental health risks from the COVID-19 pandemic. Rather, they should be mindful that the association between age and mental health issues could vary depending on the age range. The boundary condition of age as a positive or negative predictor needs to be established before it can be used properly to identify the mentally vulnerable.

Our results showed that those who were unsure about their chronic diseases experienced more pain and were more likely to have depression, anxiety, and distress disorders than those who were sure about their status (either having or not having chronic diseases). Such a pattern was consistent with the findings that healthcare workers (Zhang et al., in press-b) and the

general population (Jahanshahi et al., 2020) who were not sure whether they were infected by the COVID-19 virus were more likely to have mental disorders than others who did know their status. In doing so, we extend the finding from COVID-19 to chronic diseases, and suggest future studies explore individuals' uncertainty on key factors as potential predictors of mental health.

Unlike past research that found gender was not a predictor of distress in China (Zhang et al., 2020b) and Iran (Jahanshahi et al., 2020), our Iranian sample showed that gender predicted distress, as in a Italian sample (Moccia et al., in press). In contrast to a study which found Chinese working adults who exercised less were happier with their life in a more severe COVID-19 prefecture (Zhang et al., 2020b), our results that Iranian working adults who exercised less were more likely to be depressed, anxious, and distressed corroborated the findings in a study of healthcare staff in Bolivia (Zhang et al., 2020a). All studies confirmed exercise time as a risk factor, but the direction of its effect may depend on countries and type of professionals. It is also worth noting that, in contrast to adults in China (Zhang et al., 2020b) and in Iran before the peak of COVID-19 (Jahanshahi et al., 2020), those who stopped working were insignificantly different from either those who worked at home or at the office on reported pain, depression, anxiety and distress. These studies show the importance of the boundary conditions of gender, exercise time, and working status in screening mentally vulnerable people in the crisis. The inconsistent findings call for more studies to investigate these predictors of mental health issues and their potential moderators such as country and stage of the pandemic.

This study has some limitations. First, due to the challenge of data collection during the COVID-19 crisis, we used convenient sampling; future studies with more representative

sampling techniques could further examine age as a predictor of mental health. Second, the curvilinear relationship that we found was limited to our sample in Iran, and it is interesting to examine how it may vary in other populations. Nonetheless, our results point to the need for further studies to determine how age plays out as a predictor to enable better identification of those who are in greater need of mental healthcare.

Our study showed that Iranian adults after the peak of COVID-19 still suffered from depression, anxiety, and distress disorders to a similar or higher degree than people in other countries, except the US. The finding that the association between age and mental health issues was curvilinear suggests age remains a useful yet more nuanced predictor than deemed by the past literature. As the research on mental health under COVID-19 progresses, we call for more studies to examine the nonlinear relationships of the predictors of mental health issues.

Declaration of Competing Interest

The authors declare that there are no potential conflicts of interest with respect to the research, authorship, and/or publication of this article.

Acknowledgement

Nil.

References

- Aman, F., 2020. The unique challenges posed by COVID-19 in Iran and Afghanistan. Atlantic Council.<https://www.atlanticcouncil.org/commentary/video/the-unique-challenges-posed-by-covid-19-in-iran-and-afghanistan/>. 06/05/2020.
- Gao, J., Zheng, P., Jia, Y., Chen, H., Mao, Y., Chen, S., Wang, Y., Fu, H., Dai, J., 2020. Mental health problems and social media exposure during COVID-19 outbreak. PLOS ONE 15 (4), e0231924.<https://doi.org/10.1371/journal.pone.0231924>
- González-Sanguino, C., Ausín, B., Castellanos, M.Á., Saiz, J., López-Gómez, A., Ugidos, C., Muñoz, M., in press. Mental health consequences during the initial stage of the 2020 Coronavirus pandemic (COVID-19) in Spain. Brain, Behavior, and Immunity.<https://doi.org/10.1016/j.bbi.2020.05.040>
- Guo, Q., Zhenga, Y., et al., in press. Immediate psychological distress in quarantined patients with COVID-19 and its association with peripheral inflammation: A mixed-method study. Brain, Behavior, and Immunity.<https://doi.org/10.1016/j.bbi.2020.05.038>
- Jahanshahi, A.A., Dinani, M.M., Nazarian, A., Madavani, Li, J., Zhang, S.X., 2020. The distress of Iranian adults during the Covid-19 pandemic – More distressed than the Chinese and with different predictors. Brain, Behavior, and Immunity 20, 30712-30711.<https://doi.org/10.1016/j.bbi.2020.04.081>
- Keller, M.C., Nesse, R.M., 2006. The evolutionary significance of depressive symptoms: different adverse situations lead to different depressive symptom patterns. Journal of Personality and Social Psychology 91 (2), 316-330
- Kessler, R.C., Andrews, G., Colpe, L.J., Hiripi, E., Mroczek, D.K., Normand, S.L., Walters, E.E., Zaslavsky, A.M., 2002. Short screening scales to monitor population prevalences and trends in non-specific psychological distress. Psychological Medicine 32, 959-976.DOI: 10.1017/S0033291702006074
- Killgore, W.D.S., Cloonan, S.A., Taylor, E.C., Dailey, N.S., 2020. Loneliness: A signature mental health concern in the era of COVID-19. Psychiatry Research 290, 113117.<https://doi.org/10.1016/j.psychres.2020.113117>
- Kroenke, K., Spitzer, R.L., Williams, J.B.W., Löwe, B., 2009. An ultra-brief screening scale for anxiety and depression: The PHQ-4. Psychosomatics 50 (6), 613-621.doi: 10.1176/appi.psy.50.6.613
- Liu, C.H., Zhang, E., Wong, G.T.F., Hyun, S., Hahm, H.C., 2020. Factors associated with depression, anxiety, and PTSD symptomatology during the COVID-19 pandemic: Clinical implications for U.S. young adult mental health. Psychiatry Research 290, 113172.<https://doi.org/10.1016/j.psychres.2020.113172>
- Meng, H., Xu, Y., Dai, J., Zhang, Y., Liu, B., Yang, H., 2020. Analyze the psychological impact of COVID-19 among the elderly population in China and make corresponding suggestions. Psychiatry Research 289 (6), 112983.<https://doi.org/10.1016/j.psychres.2020.112983>
- Moccia, L., Janiri, D., Pepe, M., Dattoli, L., Molinaro, M., Martin, V.D., Hieffo, D., Janiri, L., Fiorillo, A., Sani, G., Nicol, M.D., in press. Affective temperament, attachment style, and the psychological impact of the COVID-19 outbreak: an early report on the Italian general population. Brain, Behavior, and Immunity.<https://doi.org/10.1016/j.bbi.2020.04.048>
- Ni, M.Y., Yang, L., Leung, C.M.C., Li, N., Yao, X., Wang, Y., Leung, G.M., Cowling, B.J., Liao, Q., 2020. Mental health, risk factors, and social media use during the COVID-19 epidemic and cordon sanitaire among the community and health professionals in Wuhan, China: Cross-sectional survey. JMIR Ment Health 7 (5), e19009.doi:10.2196/19009
- Qiu, J., Shen, B., Zhao, M., Wang, Z., Xie, B., Xu, Y., 2020. A nationwide survey of psychological distress among Chinese people in the COVID-19 epidemic: Implications and policy recommendations. General

Psychiatry 33 (2), e100213.doi: 10.1136/gpsych-2020-100213

- Song, K., Xu, R., Stratton, T.D., Kavcic, V., Luo, D., Hou, F., Bi, F., Jiao, R., Yan, S., Jiang, Y., 2020. Sex differences and psychological stress: Responses to the COVID-19 epidemic in China. medrxiv.org.<https://doi.org/10.1101/2020.04.29.20084061>
- Twenge, J., Joiner, T., 2020. Mental distress among U.S. adults during the COVID-19 pandemic. PsyArXiv.<https://psyarxiv.com/wc8ud>
- Wang, H., Xia, Q., Xiong, Z., Li, Z., Xiang, W., Yuan, Y., Liu, Y., Li, Z., 2020. The psychological distress and coping styles in the early stages of the 2019 coronavirus disease (COVID-19) epidemic in the general mainland Chinese population: A web-based survey. PLOS ONE 15 (4), e0233410.<https://doi.org/10.1371/journal.pone.0233410>
- Xiang, Y.-T., Yang, Y., Li, W., Zhang, L., Zhang, Q., Cheung, T., Ng, C.H., 2020. Timely mental health care for the 2019 novel coronavirus outbreak is urgently needed. Lancet Psychiatry 7 (3), 228-229
- Zhang, J., Lu, H., Zeng, H., Zhang, S., Du, Q., Jiang, T., Du, B., in press-a. The differential psychological distress of populations affected by the COVID-19 pandemic. Brain, Behavior, and Immunity.doi: 10.1016/j.bbi.2020.04.031
- Zhang, S.X., Chen, J., Jahanshahi, A.A., Alvarez-Risco, A., Dai, H., Li, J., Patty-Tito, R., 2020a. Succumbing to the COVID-19 pandemic: Healthcare workers not satisfied and intend to leave their jobs. medRxiv.<https://doi.org/10.1101/2020.05.22.20110809>
- Zhang, S.X., Liu, J., Jahanshahi, A.A., Nawaser, K., Yousefi, A., Li, J., Sun, S., in press-b. At the height of the storm: Healthcare staff's health conditions and job satisfaction and their associated predictors during the epidemic peak of COVID-19. Brain, Behavior, and Immunity.<https://doi.org/10.1016/j.bbi.2020.05.010>
- Zhang, S.X., Wang, Y., Rauch, A., Wei, F., 2020b. Unprecedented disruption of lives and work: Health, distress and life satisfaction of working adults in China one month into the COVID-19 outbreak. Psychiatry Research 2020 (288), 112958.<https://doi.org/10.1016/j.psychres.2020.112958>

Table 1. The relationships between the covariates and pain (linear regression) and mental health disorders (logistic regression) (n=474)

Variables	n (%)	Linear regression		Logistic regression							
		Nonsomatic pain		Depression disorder		Anxiety disorder		Distress disorder			
		<i>b</i> (95%CI)	p-value	<i>OR</i> (95%CI)	p-value	<i>OR</i> (95%CI)	p-value	<i>OR</i> (95%CI)	p-value		
Age											
	<i>20–29</i>	46 (9.7)									
	<i>30–39</i>	131 (27.7)									
	<i>40–49</i>	154 (32.5)	-0.05	0.003	0.82	0.008	0.81	0.006	.84	0.053	
	<i>50–59</i>	84 (17.7)	(-0.09 to -0.02)		(0.71 to 0.95)		(0.69 to 0.94)		(.78 to 1.05)		
	<i>60–69</i>	48 (10.1)									
	<i>70–79</i>	11 (2.3)									
Age squared											
			0.0005	0.007	1.00	0.009	1.00	0.015	1.00	0.082	
			(.000 to .001)		(1.000 to 1.001)		(1.00 to 1.001)		(.999 to 1.003)		
Gender											
	<i>Male</i>	231 (48.7)	0.15	0.008	1.75	0.034	1.26	0.389	3.06	0.001	
	<i>Female</i>	243 (51.3)	(0.04 to 0.26)		(1.04 to 2.94)		(0.74 to 2.14)		(1.60 to 5.86)		
Marital status											
	<i>Single</i>	108 (22.8)	-----Reference-----								
	<i>Married without children</i>	58 (12.2)	-0.12	0.196	0.80	0.591	0.75	0.486	0.78	0.632	
			(-0.30 to 0.06)		(0.36 to 1.79)		(0.33 to 1.69)		(0.29 to 2.11)		
	<i>Married with children</i>	296 (62.5)	-0.04	0.545	1.11	0.758	1.02	0.947	1.61	0.231	
			(-0.19 to 0.10)		(0.58 to 2.11)		(0.53 to 1.99)		(0.74 to 3.52)		
	<i>Divorced</i>	12 (2.5)	0.28	0.104	1.64	0.479	2.78	0.133	2.63	0.196	
			(-0.06 to 0.62)		(0.42 to 6.48)		(0.73 to 10.56)		(0.61 to 11.37)		
Chronic disease											
	<i>No</i>	413 (87.1)	-0.77	0.000	0.24	0.011	0.15	0.001	0.13	0.001	
			(-1.06 to -0.47)		(0.08 to 0.72)		(0.05 to 0.46)		(0.04 to 0.41)		
	<i>Unsure</i>	14 (3.0)	-----Reference-----								

	<i>Yes</i>	47 (9.9)	-0.64 (-0.97 to -0.31)	0.000	0.29 (0.08 to 1.07)	0.063	0.21 (0.06 to 0.78)	0.020	0.08 (0.01 to 0.39)	0.002
Exercise hours per day										
	<i>0</i>	267 (56.3)								
	<i>1</i>	177 (37.3)	-0.05 (-0.12 to 0.01)	0.610	0.68 (0.47 to 0.97)	0.034	0.66 (0.45 to 0.96)	0.030	0.56 (0.35 to 0.91)	0.020
	<i>≥2</i>	30 (6.4)								
Work situation										
	<i>Working at home</i>	213 (44.9)	-0.08 (-0.20 to 0.04)	0.191	0.81 (0.47 to 1.38)	0.434	0.95 (0.55 to 1.67)	0.871	0.87 (0.46 to 1.64)	0.667
	<i>Working at the office</i>	127 (26.8)	0.02 (-0.12 to 0.16)	0.748	1.07 (0.56 to 2.01)	0.842	1.06 (0.55 to 2.04)	0.861	1.00 (0.46 to 2.18)	0.755
	<i>Stopping working during the epidemic</i>	134 (28.3)	-----Reference-----							
Number of times out of home										
	<i>0</i>	74 (15.6)								
	<i>1</i>	179 (37.8)	-0.02 (-0.08 to 0.03)	0.559	0.92 (0.72 to 1.18)	0.515	1.00 (0.78 to 1.28)	0.999	1.09 (0.81 to 1.46)	0.575
	<i>2</i>	84 (17.7)								
	<i>≥3</i>	137 (28.9)								

Table 2. The comparisons of adults' depression, anxiety and distress issues during the COVID-19 pandemic across studies

Measure	Sample description, data collection time	Prevalence	Comparison with this study	Relationship with age	Source
Depression					
PHQ-2	3088 adults in 32 provinces of China, Feb 20–27, 2020	14.1%	7.84% (4.12% to 11.96%) $\chi^2(1)=19.650, p<0.0001$	N.S.	Song et al. (2020)
PHQ-2	3480 adults in Spain, March 21–27, 2020	18.7%	3.24% (-0.50% to 7.38%) $\chi^2(1)=2.84, p=0.092$	Negative	González-Sanguino et al. (2020)
PHQ-2	1577 adults in Wuhan, China, Feb 18–24, 2020	19.2%	2.73% (-1.30% to 7.09%) $\chi^2(1)=1.71, p=0.191$	N.A.	Ni et al. (2020)
PHQ-9	103 adults in China, Feb 10–28, 2020	31.1%	-9.16% (-19.27% to -0.13%) $\chi^2(1)=3.93, p=0.047$	N.A.	Guo et al. (2020)
PHQ-9	98 adults in Zhongshan, Guangdong in China, Feb 15–29, 2020	34.7%	-12.76% (-23.20% to -3.22%) $\chi^2(1)=37.43, p=0.007$	N.A.	Zhang et al. (2020a)
PHQ-9	1556 seniors older than 60 years in China	37.1%	-15.16% (-19.41% to -10.56%) $\chi^2(1)=7.21, p<0.0001$	N.S.	Meng et al. (2020)
PHQ-8	898 young adults aged 18–30 years in U.S., April 13 – May 19, 2020	43.3%	-21.36% (-26.14% to -16.28%) $\chi^2(1)=61.45, p<0.0001$	N.S.	Liu et al. (2020)
Anxiety					
GAD-2	3088 adults in 32 provinces of China, Feb 20–27, 2020	13.2%	7.9%, (4.25% to 11.96%) $\chi^2(1)= 20.980, p <0.001$	N.S.	Song et al. (2020)
GAD-2	3480 adults in Spain, March 21–27, 2020	21.6%	0.50% (-3.62% to 4.21%) $\chi^2(1)=0.062, p=0.804$	Negative	González-Sanguino et al. (2020)

GAD-7	103 adults in China, Feb 10–28, 2020	22.3%	-1.20% (-10.79% to 6.78%) $\chi^2(1)=0.07, p=0.788$	N.A.	Guo et al. (2020)
GAD-7	4872 adults in China, Jan 31–Feb 2, 2020	22.6%	-0.90% (-4.53% to 3.16%) $\chi^2(1)=0.20, p=0.651$	N.A.	Gao et al. (2020)
GAD-7	98 adults in Zhongshan, Guangdong in China, Feb 15–29, 2020	23.4%	-2.30% (-12.20% to 5.96%) $\chi^2(1)=0.25, p=0.614$	N.A.	Zhang et al. (2020a)
GAD-2	1577 adults in Wuhan, China, Feb 18–24, 2020	23.8%	-2.74% (-6.80% to 1.66%) $\chi^2(1)=1.54, p=0.215$	N.A.	Ni et al. (2020)
GAD-7	1556 seniors older than 60 years in China	37.1%	-16.00% (-20.21% to -11.44%) $\chi^2(1)=41.82, p<0.0001$	N.S.	Meng et al. (2020)
PHQ-8	898 young adults aged 18–30 years in U.S., April 13 – May 19, 2020	45.4%	-24.30% (-29.04% to -19.24%) $\chi^2(1)=78.53, p<0.0001$	N.S.	Liu et al. (2020)
Distress					
Kessler-6	369 adults in China, Feb 20–21, 2020	6.15%	8.62 % (4.48% to 12.65%) $\chi^2(1)=15.73, p=0.0001$	N.S.	Zhang et al. (2020b)
Kessler-10	500 adults in Italy, April 10–13, 2020	18.6%	-3.83% (-0.87% to 8.49%) $\chi^2(1)=2.559, p=0.110$	Negative	Moccia et al. (2020)
Kessler-6	1599 adults in China, Feb 1–4, 2020	Mean (SD): 7.7 (±7.7)	0.62 (-0.11 to 1.35) df=2071, p=0.098	Negative	Wang et al. (2020)
Kessler-6	2032 adults in the U.S., late April 2020	27.7%	-12.93% (-16.45% to -8.97%) $\chi^2(1)=34.03, p<0.001$	N.A.	Twenge & Joiner (2020)
COVID-19 Peritraumatic Distress Index (CPDI)	52,730 adults in China Jan 31–Feb 10, 2020	34.4%	N.A.	Positive	Qiu et al. (2020)

Note: N.A. = Not available; N.S. = Not statistically significant.

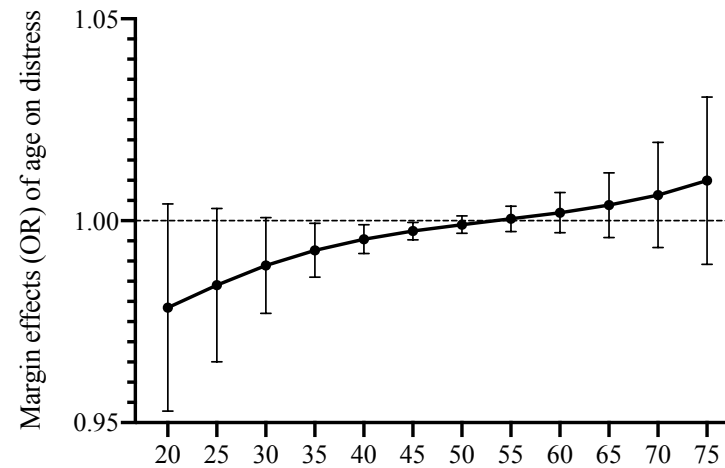
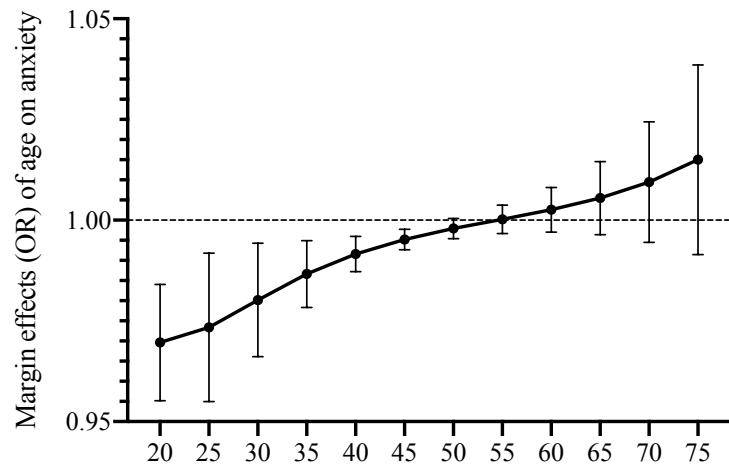
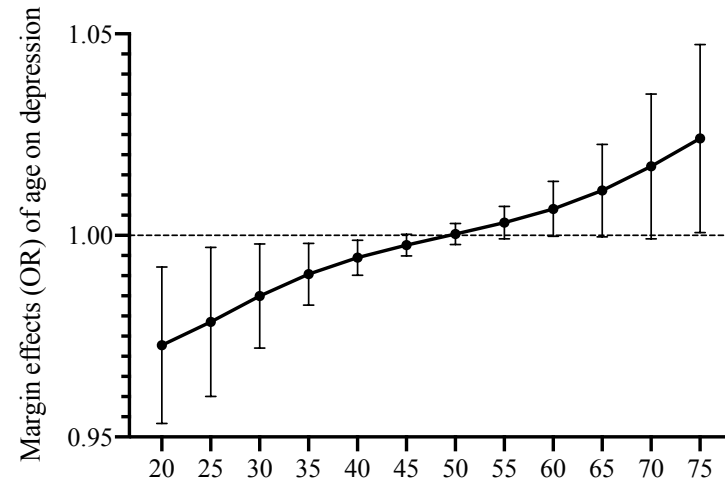
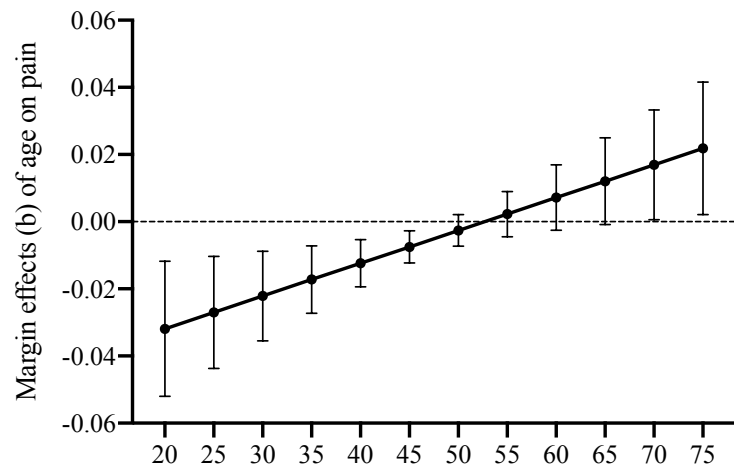


Figure 1. The relationship between age and (a) nonsomatic pain, (b) depression, (c) anxiety, and (d) distress disorders by age

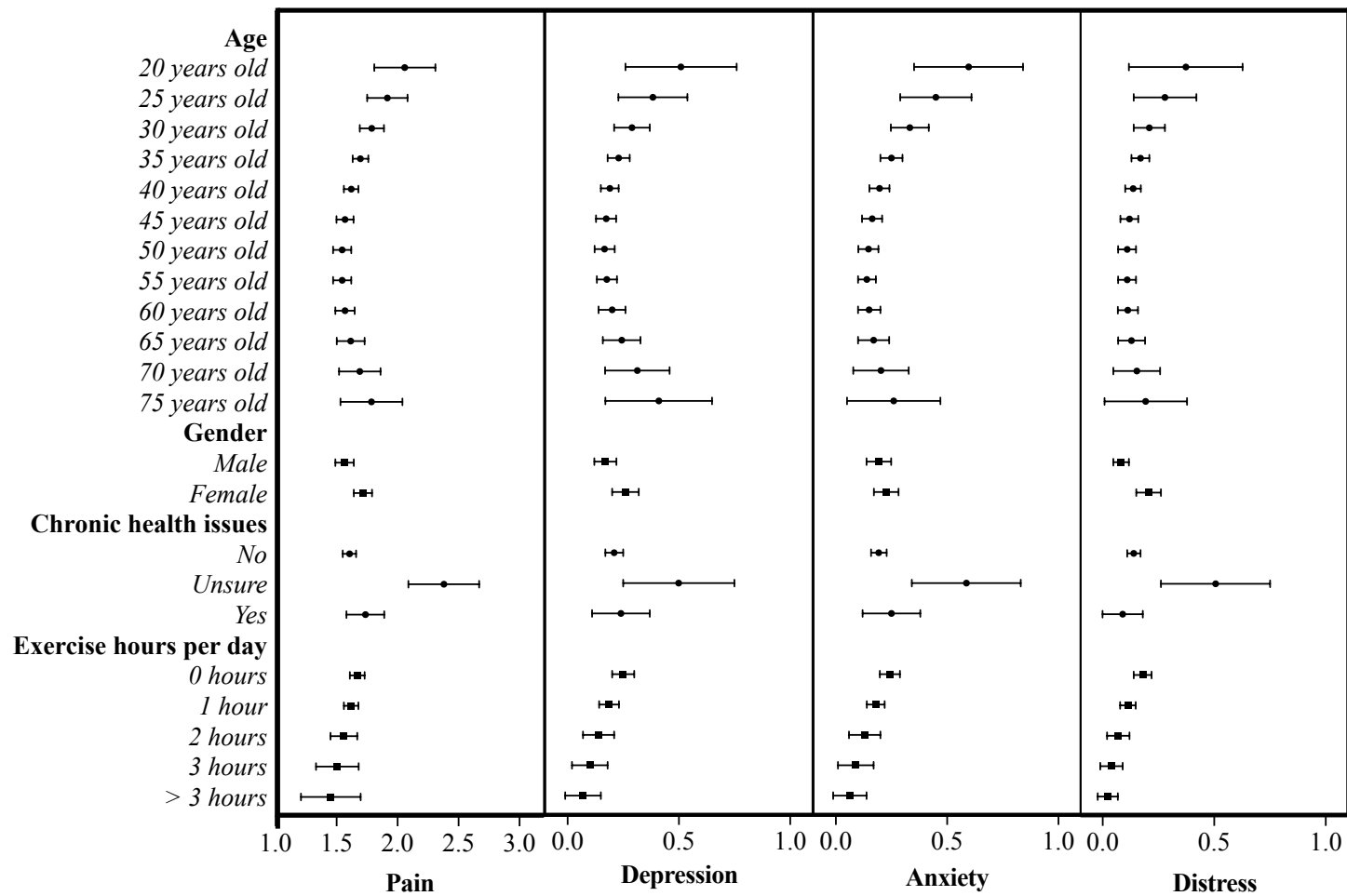


Figure 2. The predicted levels of nonsomatic pain and the predicted likelihood of depression, anxiety and distress disorders