

1 Characterization of Neonatal Abstinence Syndrome in Arizona from 2010-2017

2 **Authors: Emery R Eaves,^{1,2,3} Jarrett Barber,^{3,4} Ryann Whealy,^{4,5} Sara A Clancey,⁶ Rita Wright,⁷**
3 **Jill Hager Cocking,^{4,5} Joseph Spadafino,⁸ and Crystal Marie Hepp^{3,4,5*}**

4 *Email: crystal.hepp@nau.edu

5 Author Affiliations: ¹Northern Arizona University Department of Anthropology; ²Northern Arizona University
6 Center for Health Equity Research; ³Northern Arizona University Southwest Health Equity Research Collaborative;
7 ⁴Northern Arizona University School of Informatics, Computing, and Cyber Systems; ⁵Northern Arizona University
8 Pathogen and Microbiome Institute; ⁶Northern Arizona University Institute for Human Development; ⁷Northern
9 Arizona University Department of Social Work; ⁸Arizona Department of Health Services

10 11 **ABSTRACT:**

12 This study aimed to characterize the population of newborn infants with neonatal abstinence syndrome
13 (NAS) and mothers who were opioid dependent at the time of giving birth, in Arizona. We analyzed
14 approximately 1.2 million electronic medical records from the Arizona Department of Health Services
15 Hospital Discharge Database to identify patterns and disparities across socioeconomic, ethnic/racial,
16 and/or geographic groupings. In addition, we identified comorbid conditions that are differentially
17 associated with NAS in infants or opioid dependence in mothers. Our analysis was designed to assess
18 whether indicators such as race/ethnicity, insurance payer, marital status, and comorbidities are related to
19 the use of opioids while pregnant.

20 In this paper, we describe a population of mothers who are opioid dependent at the time of giving birth
21 and infants who experience withdrawal due to opioid exposure in utero. While there have been studies of
22 national trends in this population (see Patrick et al.), regional trends and issues are less well understood.
23 Using data from the Arizona Department of Health Services Hospital Discharge Database, we find that
24 women and infants who are non-Hispanic White and economically disadvantaged, tend to be part of our
25 populations of interest more frequently than expected. Additionally, we find that women who are opioid
26 dependent at the time of giving birth are unmarried more often than expected, and we suggest that marital
27 status could be a proxy for support. Finally, we report comorbidities, some of which have not been
28 previously reported, associated with infants who have NAS and mothers who are opioid dependent.

29 **Introduction:**

30 Neonatal Abstinence Syndrome (NAS), also called Neonatal Opioid Withdrawal Syndrome (NOWS), is a
31 consequence of abrupt withdrawal from intrauterine opioid exposure after birth [1-3]. Clinical abstinence
32 symptoms are observed in 60-80% of substance exposed neonates, and include neurological,
33 gastrointestinal, and autonomic complications [1]. Neonates with NAS are commonly treated with
34 morphine and methadone to ease withdrawal symptoms, and occasionally with the addition of
35 phenobarbital and clonidine as adjunctive agents [1, 4, 5]. Chronic opioid exposure in utero occurs in
36 three different contexts: (1) active, untreated addiction to opioids (heroin or prescription opioids); (2)
37 opioids used for chronic pain management; and (3) Medication Assisted Treatment (MAT) such as
38 methadone or buprenorphine during pregnancy [6]. Symptoms commonly used to identify NAS cases
39 include tremors, seizures, convulsions, feeding problems, vomiting, diarrhea, respiratory problems, and
40 other neonatal complications [7]. In this paper, we describe the results of analysis of Arizona Hospital
41 Discharge records from 2010 to 2017 to characterize the population of infants born with NAS and their
42 mothers. We found that additional comorbid conditions were more likely to co-occur with NAS than
43 several of the commonly used diagnostic criteria. Our results suggest a need for better characterization of

44 comorbid conditions in NAS infants and their mothers. Improving understanding in these areas has
45 implications for identification and secondary prevention of NAS.

46 Current NAS prevention strategies include family planning services, prenatal and preconception medical
47 care, changes in the prescribing of opioid drugs, and routine substance use screenings [8, 9]. There are
48 major inconsistencies in substance use screening and NAS treatment [10, 11] and the American Academy
49 of Pediatrics has called for more similarity and standardization of care for infants with NAS [12].
50 Standardized screening and treatment also has the potential to improve care for infants with NAS and
51 their mothers who are opioid dependent at the time of giving birth [10, 13]. Better and more reliable
52 criteria for screening and early identification of NAS cases is a key gap in efforts to improve and
53 standardize treatment.

54
55 Nationwide, NAS cases are more common in rural than in urban areas [14-16]. Between 2004 and 2013,
56 there was a 7-fold increase in NAS in rural areas alone [17]. In Arizona, where 80% of the population live
57 in mental health professional shortage areas [18], increasing availability of illicit drugs and steady rates of
58 prescription opioid pain reliever use impact the population, including pregnant women [19]. NAS
59 incidence in Arizona was previously reported to be 1.3 per 1,000 births in 1999, and increased to 3.9 per
60 1,000 births in 2013, a threefold increase [20]. The number of opioid-related deaths in Arizona has
61 increased 74% from 2012 to 2016, resulting in more than 2 deaths per day in 2016 [21]. Consistent with
62 findings that socioeconomic status is a factor in NAS cases [22], Hussaini and Saavedra reported that
63 nearly 80% of NAS cases in Arizona were paid for by Medicaid, especially in the border regions of the
64 state [19].

65 On June 5, 2017, Arizona Governor Doug Ducey declared a Public Health State of Emergency due to the
66 opioid epidemic [23]. An *Enhanced Surveillance Advisory* went into effect as a first step toward
67 understanding the current opioid situation in Arizona and to collect data to develop best practices for
68 interventions. As part of this advisory, any opioid-related event (opioid-related death, naloxone doses
69 administered, NAS cases, etc.) must be reported to Arizona Department of Health Services within 24
70 hours [23]. As such, we hypothesized that the number of reported NAS cases would correspondingly
71 increase, giving us an opportunity to perform a comprehensive characterization of the population of
72 infants with NAS and mothers who are opioid dependent. This analysis is the first of its kind in Arizona,
73 and moves toward a better understanding of the population of Arizona infants born with NAS and their
74 mothers. The analysis presented below is focused on the 5.5 years prior to and 1.5 years following the
75 implementation of Arizona's opioid surveillance policy. While there have been studies of national trends
76 in this population [22], regional trends and issues are less well understood [15, 24]. In this pilot project,
77 we use data from the Arizona Department of Health Services Hospital Discharge Database to characterize
78 the population of infants born with NAS and their mothers in Arizona from 2010 to 2017.

79 **Methods:**

80 Data Request

81 Northern Arizona University (NAU) has a data use agreement with the Arizona Department of Health
82 Services (ADHS), allowing researchers an expedited path to access records in the ADHS Hospital
83 Discharge Database and other databases. We submitted a data request to the Human Subjects Research
84 Board (HSRB) at ADHS, to access electronic medical records for all infants who were born and all
85 mothers who gave birth in Arizona from 2010-2017. Notably, Indian Health Services hospitals are not
86 required to report inpatient and emergency department visits to ADHS, so birth events at these hospitals
87 are not captured. The request was approved as public health surveillance, and we additionally submitted a

88 request for determination of non-human subjects research to the NAU Institutional Review Board. Based
89 on the ADHS HSRB's determination of public health surveillance, NAU IRB determined the research to
90 be non-human subjects research. This final dataset, which was transferred between two secure servers at
91 ADHS and NAU, included the electronic medical records from 643,370 mothers and 663,353 infants. All
92 variables and descriptions included in the final dataset used in this project are included in Table S1.

93 Identifying the Population of Interest

94 The purpose of this study is to characterize the population of newborn infants with NAS and mothers who
95 are opioid dependent at the time of giving birth. We used insurance codes to identify subpopulations of
96 interest within the larger mother and infant dataset. The dataset spans 2010-2017, including both the
97 International Classification of Diseases, Ninth Revision, Clinical Modification (ICD-9-CM, referred to as
98 ICD9) and the International Classification of Diseases, Tenth Revision, Clinical Modification (ICD-10-
99 CM, referred to as ICD10), as the change from ICD9 to ICD10 was required by all healthcare facilities in
100 the United States no later than October 1, 2015. To identify newborn infants with NAS, we used ICD9
101 and ICD10 codes 779.5 and P96.1, respectively. Similarly, to identify mothers who were opioid
102 dependent at the time of giving birth, we used ICD9 codes 304.00-304.03 and 304.70-304.73 and ICD10
103 code F11, including all subcategories.

104 Healthcare Utilization

105 To better understand hospital resource utilization and to serve as a proxy for severity of morbidity, we
106 compared length of stay and total charges of the subpopulations to the total population of Arizona
107 mothers who have just given birth and newborn infants. The two variables were compared to each other
108 using linear regression to better understand how well one explains the other, and t-tests were used to
109 determine if the populations of interest had means that were significantly different.

110 Demographic Disparities

111 We conducted chi-square tests to determine if selected subpopulations belonged to specific racial and/or
112 ethnic groups or used particular insurance payers significantly more often than expected. Similarly, we
113 used a chi-square test to determine if mothers who were dependent on opioids at the time of giving birth
114 had certain marital statuses more frequently than expected. Expected proportions were determined from
115 the entire mother or infant datasets (Table 2).

116 Geographic Disparities

117 To identify geographic locations where there were more opioid dependent mothers at the time of giving
118 birth than expected based on the total number of mothers who gave birth, we conducted a chi-square
119 analysis. This analysis was completed for all non-tribal primary care areas in Arizona, aggregated from
120 2010-2017. A primary care area (PCA) is an area in which most residents seek primary health care from
121 the same place. The Arizona Department of Health Services states that the PCA is meant to represent
122 residents' "primary care seeking patterns" [25]. In addition, PCAs are aggregated to prevent re-
123 identification of a patient in Arizona while allowing for resolution of population health issues at a scale
124 better than that at which the geographically large Arizona counties provide.

125 Associated Comorbid Conditions

126 In addition to demographic information, each inpatient and emergency department electronic medical
127 record includes up to 26 ICD billing codes, including admitting and principal diagnosis codes. In the case
128 of the selected subpopulations, these codes may include information regarding comorbidities of NAS or

129 opioid dependence. To understand comorbidity association with NAS and opioid dependence, we selected
130 comorbidities for their importance in classifying NAS and opioid dependence as measured by their
131 average minimum depth to the maximal sub-tree in classification random forests [26]. For this, we used
132 the function `var.select`, with options `method='md'` and `conservative='low'`, in the R library package
133 `randomForestSRC` [27, 28]. Our data present us with an imbalanced classification problem [29], wherein
134 positive cases of NAS or opioid dependence represent a very small minority of cases, with the majority of
135 cases being negative. In such situations, overall classification performance---hence comorbidity selection---
136 is dominated by the majority class, whereas our interest leans, instead, toward correct classification of
137 the minority class. We use the method of balanced random forests [29], as implemented in the function
138 `imbalanced.rfsrc` in the R library package `randomForestSRC` [27, 28], to grow balanced classification
139 random forests for NAS and opioid dependence before computing the importance of comorbidities.

140 **Results and Discussion:**

141 NAS is increasing rapidly in Arizona. While opioid overdose in Arizona has been a cause for great
142 concern, with suspected overdoses ($n=32,900$, ~35 per day) and deaths ($n=3,935$, ~4 per day) at epidemic
143 levels from June 15, 2017 through January 16, 2020 [23], the large number of infants with NAS born
144 during the same period ($n=1,295$) also warrants attention. To address this issue, we characterized the
145 population of infants with NAS and mothers who were dependent on opioids at the time of giving birth
146 within the context of the entire population of infants born and mothers who gave birth in Arizona from
147 2010 through 2017.

148 Healthcare Utilization

149 To determine the impact of maternal opioid use during pregnancy on both newborn infant and maternal
150 morbidity as well as on healthcare utilization we compared hospitalization rates, average length of stay,
151 and total charges of the entire populations versus the populations of interest. During the period of time
152 represented in these data, the rate of newborn infants who have NAS has more than doubled from
153 approximately 34 in 2010 to 88 in 2017, per every 10,000 births. (Fig. 1). Similarly, the rate of mothers
154 who are opioid dependent at the time of giving birth has increased from 19 to 85 per every 10,000
155 mothers who have given birth (Fig. 1). While reporting for infants was substantially higher than reporting
156 for mothers in 2010, hospitalization rates have evened out over time.

157 In Arizona, newborn infants with NAS have an average length of stay (mean: 19.71 days, median: 16
158 days) approximately six times longer than that of all infants (mean: 3.17 days, median: 2 days) (Table 1).
159 Similarly, average total charges are also significantly higher for newborn infants who have NAS (mean:
160 \$84,615, median: \$49,887) in comparison to all infants (mean: \$10,784, median: \$3,223). While infants
161 with NAS only compose 0.5% of the total infant population, the total charges associated with infants who
162 have NAS account for 4.5% of all birth related charges (\$323,230,298 of \$7,153,221,072) from 2010
163 through 2017. Total charges and length of stay were also significantly higher for mothers who were
164 dependent on opioids at the time of giving birth, however, the differences were modest in comparison to
165 the infant population.

166 Demographic Disparities

167 Previous studies characterizing infants with NAS and mothers who are dependent on opioids at the time
168 of giving birth in the United States found that these populations were, more often than expected, non-
169 Hispanic white and insured by Medicaid [30, 31]. We additionally examined these demographics to
170 determine if the most heavily impacted populations in Arizona followed national trends. In agreement
171 with previous studies, we found that both infant (Fig. 2) and mother (Fig. 3) populations of interest were,

172 significantly more often than expected, non-Hispanic white, and were Asian or Hispanic/Latino
173 significantly less often than expected. Our target populations were insured by either Medicaid or
174 Medicare significantly more often and by private or military (TRICARE) insurance less often than
175 expected (Figs. 4 and 5).

176 We additionally considered maternal marital status and found that women dependent on opioids at the
177 time of giving birth were unmarried significantly more often than expected based on the total population
178 proportions while unmarried women were dependent on opioids significantly less often than expected.
179 We suppressed data from categories where there were less than 10 mothers (i.e. widowed). Although
180 additional studies are necessary to better understand the association between marital status and opioid use
181 disorder, we suspect that marital status is a proxy for social support. Past studies have found that married
182 individuals are less likely to use illicit drugs [32] and those who participate in substance-abuse treatment
183 programs are more likely to experience positive outcomes [33-36]. Heinz et al. found that that close
184 spousal relationships were a good predictor of reduced cocaine and heroin use in individuals during and
185 after treatment [37]. With the results of these previous studies, our results suggest further investigation
186 into outcomes associated with marital and perhaps other forms of social support when considering opioid
187 use disorder in pregnant women and women of childbearing age.

188 Geographic Disparities

189 Arizona is the 6th largest state in the US by area, but is composed of only 15 counties, where six are
190 among the top 20 geographically largest counties in the United States. The result of a large state being
191 spread into relatively few counties is that distinct human populations are forced into county level
192 estimates which are unlikely to provide a relevant picture of population health. The ADHS has
193 approached this issue by aggregating and reporting population health results for many conditions at the
194 level of PCA. In an effort to identify if and where maternal opioid dependence is clustered, we adopted
195 the ADHS strategy and compared counts across the 126 PCAs that compose Arizona. Within the entire
196 maternal dataset, 25,936 records did not include a PCA, including 75 mothers who were dependent on
197 opioids at the time of giving birth, and these records were not included in the geographic analysis. In
198 addition, we suppressed statistically significant results for PCAs where there were fewer than 10 mothers
199 who were dependent on opioids at the time of giving birth as well as those that are primarily composed of
200 tribal nations. Rather, we have reported those PCAs back to the ADHS for use in their decision processes.
201 An initial chi-square test revealed that opioid dependence among mothers who had given birth
202 significantly deviated from the expected distribution across PCAs. Post-hoc comparisons revealed that
203 there were significantly more mothers who were dependent on opioids residing in the following PCAs
204 than expected: Casas Adobes, Encanto Village, Flowing Wells, Globe, North Mountain Village, Prescott,
205 Safford, Kingman, Tucson Central, Tucson East, Tucson Foothills, and Tucson South. The following
206 PCAs had significantly fewer mothers who were dependent on opioids at the time of giving birth than
207 expected: Buckeye, Estrella Village and Tolleson, Gilbert Central, Gilbert South, Maryvale Village, and
208 Yuma. We are planning future studies to investigate which PCA characteristics may contribute to or
209 mitigate opioid dependence among pregnant women and women of child-bearing age.

210 Associated Comorbid Conditions

211 As mentioned in the Methods section, we used random forests to select comorbidities associated with
212 NAS and opioid dependence. Presence or absence of an ICD9 or 10 code for NAS or opioid dependence
213 was used as the labelled target variable. We analyzed four sets of data for identification of comorbid
214 conditions: Infants with ICD9 codes, Infants with ICD10 codes, Mothers with ICD9 codes, Mothers with
215 ICD10 codes. For infants with NAS (Table 2), we found that, in agreement with previous studies, feeding

216 problems, respiratory distress (transitory tachypnea), and neonatal jaundice commonly co-occurred with
217 NAS [38-40]. We also found that neonatal candidiasis infection and diaper or skin rash (diaper dermatitis)
218 were among top-ranked comorbid conditions. In a recent study of vaginal flora, Farr et al observed
219 significantly higher rates of candidiasis in pregnant mothers receiving medication assisted opioid
220 treatment than in control groups [41]. Diaper dermatitis is a known condition common among infants
221 with NAS, however, it is not considered a reliable diagnostic criterion [42]. Our data suggest that
222 considerably more attention should be paid to potential links between dermatitis and vaginal candidiasis
223 with NAS. To our knowledge there are no studies linking increased rates of neonatal candidiasis with
224 vaginal candidiasis increases among mothers using medication assisted (opioid maintenance) treatment.

225 Like the infant analysis, analysis of mothers' discharge records identified several comorbid conditions
226 that previous studies have found to be associated with opioid dependence during pregnancy. For example,
227 polysubstance use, notably tobacco, alcohol, and stimulants, is more common among pregnant women
228 who use opioids [43]. Tobacco use is particularly prevalent among this population, with estimates of
229 tobacco use as high as 85-90% among pregnant women treated with buprenorphine or methadone [44-46].
230 Pregnant women using opioids have been found to be more likely to be diagnosed with depression,
231 anxiety, post-traumatic stress disorder, and panic disorder [47], which is also in agreement with our study,
232 where maternal mental disorders are highly ranked. Interestingly, while we found studies that identified
233 increased opioid prescriptions written to women with perineal lacerations [48], to our knowledge no
234 studies have reported an association between perineal lacerations and opioid dependence at the time of
235 giving birth. Epidural anesthesia has been associated with increased perineal laceration [49] and mothers
236 who are opioid dependent at the time of giving birth are not candidates for pain management with opioids
237 [50, 51]. Future research should consider whether the risk of perineal laceration among opioid dependent
238 women is elevated due to pain management practices or other factors.

239 DISCUSSION/CONCLUSIONS:

240 Infants with NAS in Arizona and their mothers from 2010-2017 tended to be socioeconomically
241 disadvantaged, non-Hispanic White, and geographically clustered throughout Arizona. In addition,
242 mothers in this group are unpartnered more frequently than expected, which may indicate a relative lack
243 of social support. Unsurprisingly, characteristics of mothers with opioid dependence at the time of birth
244 were closely related to those of infants with NAS. There does not appear to be an increase in reported of
245 maternal opioid dependence from 2016 to 2017. Mothers who were opioid dependent accumulated nearly
246 \$8000 more in total charges and stayed a half day longer than those who were not opioid dependent.
247 There does not appear to be a significant age difference between mothers with opioid dependence at the
248 time of birth and those who are not opioid dependent.

249 Hospital charges for infants born with NAS are paid for with Medicaid or Medicare more often than
250 expected, and less often than expected with private health insurance, military coverage, or self-pay ($p <$
251 0.05). On average, infants born with NAS in Arizona stayed in the hospital 6 times longer and have 8
252 times higher hospital charges than those without NAS. Despite new state mandates to reduce opioid
253 deaths through Enhanced Surveillance on June 5th, 2017, there does not appear to be a substantial increase
254 in reporting from 2016 to 2017.

255 Areas with higher than expected rates of NAS in relation to population estimates warrant additional
256 research. In our meetings with stakeholders and investigation of local understandings of areas with higher
257 rates of drug use in the state, observations were consistent with our findings. For example, the Prescott
258 area is known for a proliferation of "sober living houses" in recent years, with so many recovering
259 substance users coming to the area from outside that the trend has been reported in state and national

260 news outlets [52, 53]. Low numbers of medication assisted treatment providers in areas with the highest
 261 rates of opioid use and NAS cases are also potentially responsible for higher than expected rates in some,
 262 particularly rural, areas of the state [54].

263 The comorbidity analysis, using supervised machine learning, revealed that diaper dermatitis and jaundice
 264 were more importantly associated with NAS than traditional conditions of respiratory distress and
 265 irritability. Additionally, to our knowledge, neonatal candidiasis has not been previously associated with
 266 NAS. However, our results, coupled with the finding that pregnant women receiving medication assisted
 267 opioid treatment are more frequently colonized with *Candida* [41], suggests that it may be important to
 268 screen pregnant women receiving medication assisted opioid treatment for candidiasis to develop
 269 maternal and neonatal treatment strategies. Our analysis of the Arizona Hospital Discharge Database from
 270 2010 to 2017 suggests a need for better characterization of comorbid conditions in NAS infants and their
 271 mothers. Calls to improve standardization in the treatment of NAS infants, and efforts to improve primary
 272 and secondary prevention of NAS may benefit from improved understanding of comorbid and frequently
 273 co-occurring conditions. Future research should also consider potential interactions between opioid
 274 exposure and comorbid conditions in utero.

275 **ACKNOWLEDGEMENTS:**

276 This work was supported by a Pilot grant project to Dr. Crystal Hepp as part of the NIH/NIMHD RCMI
 277 U54MD012388 to Julie Baldwin and Diane Stearns. The authors acknowledge the contributions of
 278 Arizona Department of Health Services staff members Kyle Gardner and Timothy Flood for assistance
 279 defining the data request, the Northern Arizona University Information Technology Services for
 280 managing data security issues, and the Southwestern Health Equity Research Collaborative Research
 281 Infrastructure Core for analytical assistance.

282

POPULATION	LENGTH OF STAY (DAYS)			TOTAL CHARGES (\$)		
	Mean	Median	p-value	Mean	Median	p-value
INFANTS WITHOUT NAS	3.07	2		10356	3209	
INFANTS WITH NAS	19.71	16	P<0.0001	84615	49887	P<0.0001
NON-OPIOID DEPENDENT MOTHERS	2.44	2		16801	14174	
OPIOID DEPENDENT MOTHERS	3.22	3	P<0.0001	23674	18406	P<0.0001

283 *Table 1. Comparison of hospital utilization variables in the target versus non-target populations and results of the t-test analyses.*

Rank	ICD9 Code	ICD10 Code (and Rank)	Description
1	779.5	P961 (1)	Drug withdrawal syndrome in newborn
2	779.31	P92.1-2 and 8-9 (4)	Feeding problems in newborn
3	760.72	P04.49 (2)	Hallucinogenic agents affecting fetus or newborn via placenta or breast milk
4	7746	P599 (5)	Unspecified fetal and neonatal jaundice
5	6910	L22 (3)	Diaper or napkin rash
6	770.6	P22.1 (6)	Transitory tachypnea of newborn
7	760.79	P04.9 (9)	Other noxious influences affecting fetus or newborn via placenta or breast milk
8	771.7	P37.5 (7)	Neonatal Candida infection
9	V290	P002 (13)	Observation for suspected infectious condition
10	V05.3	Z23 (19)	Need for prophylactic vaccination and inoculation against viral hepatitis
11	V30.00	Z38.00 (8)	Single liveborn, born in hospital, delivered without mention of cesarean section (i.e. delivered vaginally)
16	745.4 and 745.6	Q21.1 (10)	Atrial septal defect

Table 2. Top ranked ICD9 and ICD10 codes associated with infants who have NAS. ICD10 codes were used for ranking infants admitted after Oct. 1 2015, as well as for any infants born in health care facilities that adopted ICD10 codes prior to Oct. 1, 2015. Conditions are in the ICD9 rank order (see first column), and the corresponding ICD10 and rank of the ICD10 code are listed. The increase from rank 11 to rank 16 was allowed so that all top 10 ICD10 codes could be shown.

Rank	ICD9 Code	ICD10 Code (and Rank)	Description
1	304	F11.20, F11.90, F1110 (1,3,4)	Opioid type dependence, unspecified
2	648.31	O99.324 (2)	Drug dependence of mother, delivered, with or without mention of antepartum condition
3	648.41	O99.344 (8)	Mental disorders of mother, delivered, with or without mention of antepartum condition
4	649.01	O99.334 and F17.210 (5,6)	Tobacco use disorder complicating pregnancy, childbirth, or the puerperium, delivered, with or without mention of antepartum condition
5	338.29	G89.29 (9)	Other chronic pain
6	V23.7	O09.30 (7)	Supervision of high-risk pregnancy with insufficient prenatal care
7	644.21	O60.14X0 (57)	Early onset of delivery, delivered, with or without mention of antepartum condition
8	648.91	No specific conversion	Other current conditions classifiable elsewhere of mother, delivered, with or without mention of antepartum condition
9	647.61	O98.42, 098.511-513, O98.52 (31)	Other viral diseases in the mother, delivered, with or without mention of antepartum condition
10	300	F41.9 (15)	Anxiety state, unspecified
11	664.11	O70.1 (14)	Second-degree perineal laceration, delivered, with or without mention of antepartum condition
12	656.51	O36.5110-130, O36.5910-30 (26)	Poor fetal growth, affecting management of mother, delivered, with or without mention of antepartum condition
62	305.70-72	F15.10 (10)	Amphetamine or related acting sympathomimetic abuse (unspecified, continuous, or episodic)

Table 3. Top ranked ICD9 and ICD10 codes associated with mothers who are opioid dependent at the time of giving birth. ICD10 codes were used for ranking mothers admitted after Oct. 1 2015, as well as for any infants born in health care facilities that adopted ICD10 codes prior to Oct. 1, 2015. Conditions are in the ICD9 rank order (see first column), and the corresponding ICD10 and rank of the ICD10 code are listed. The increase from rank 12 to rank 62 was allowed so that the top 10 ICD10 codes could be shown.

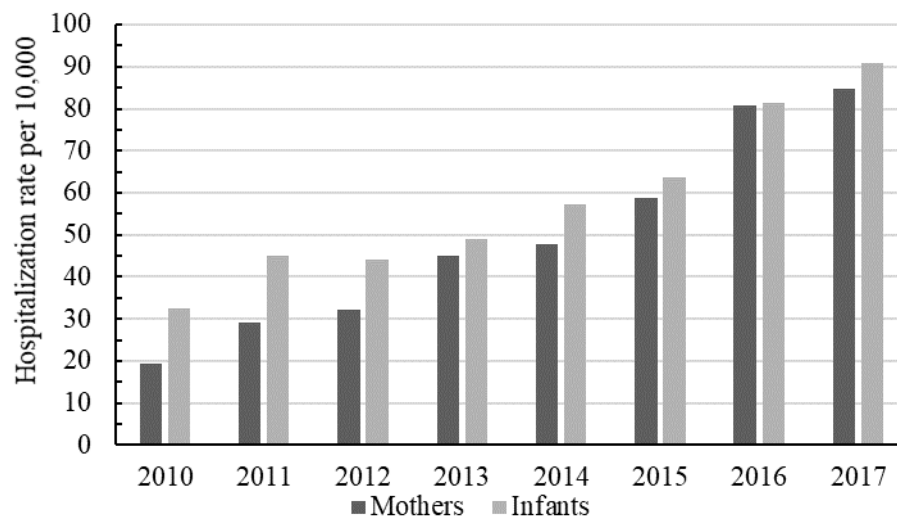


Figure 1. Hospitalization rates, per 10,000 births, in Arizona for mothers who are dependent on opioids at the time of giving birth (dark grey) and newborn infants with NAS (light grey) from 2010 to 2017.

286

287

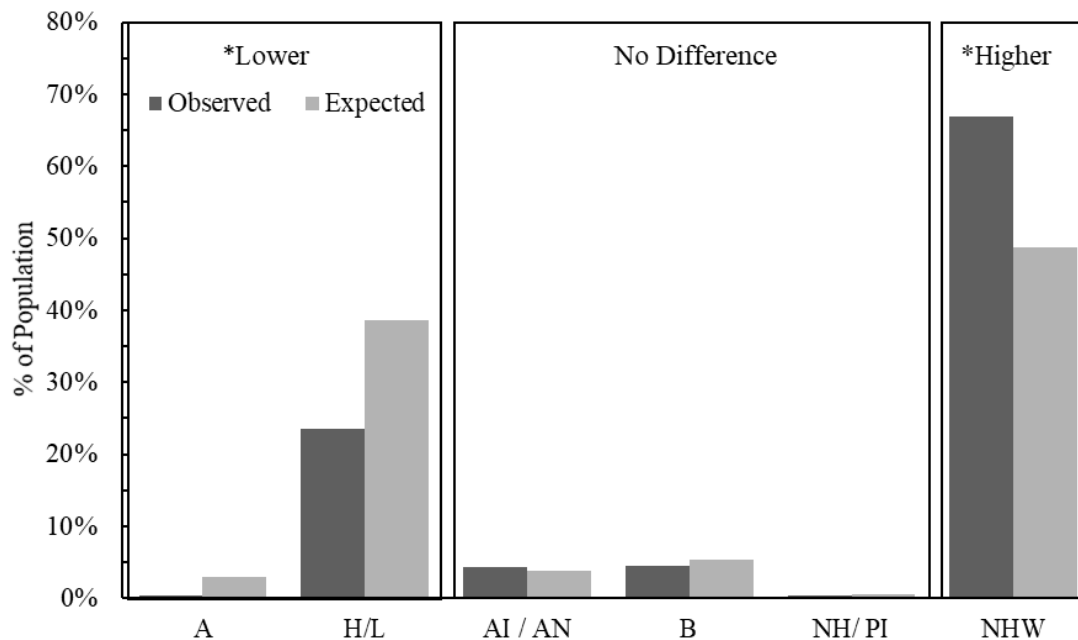


Figure 2. Comparison of the observed versus expected proportions of NAS in each racial/ethnic group of infants. Boxes labelled higher or lower indicate that observed proportions are significantly higher or lower than expected proportions based on a chi-square analysis after post-hoc comparisons that incorporate a Bonferroni correction with six groups ($p < 0.001/6$). A: Asian, H/L: Hispanic or Latino, AI/AN: American Indian or Alaskan Native, B: Black, NH/PI: Native Hawaiian or Pacific Islander, NHW: Non-Hispanic White.

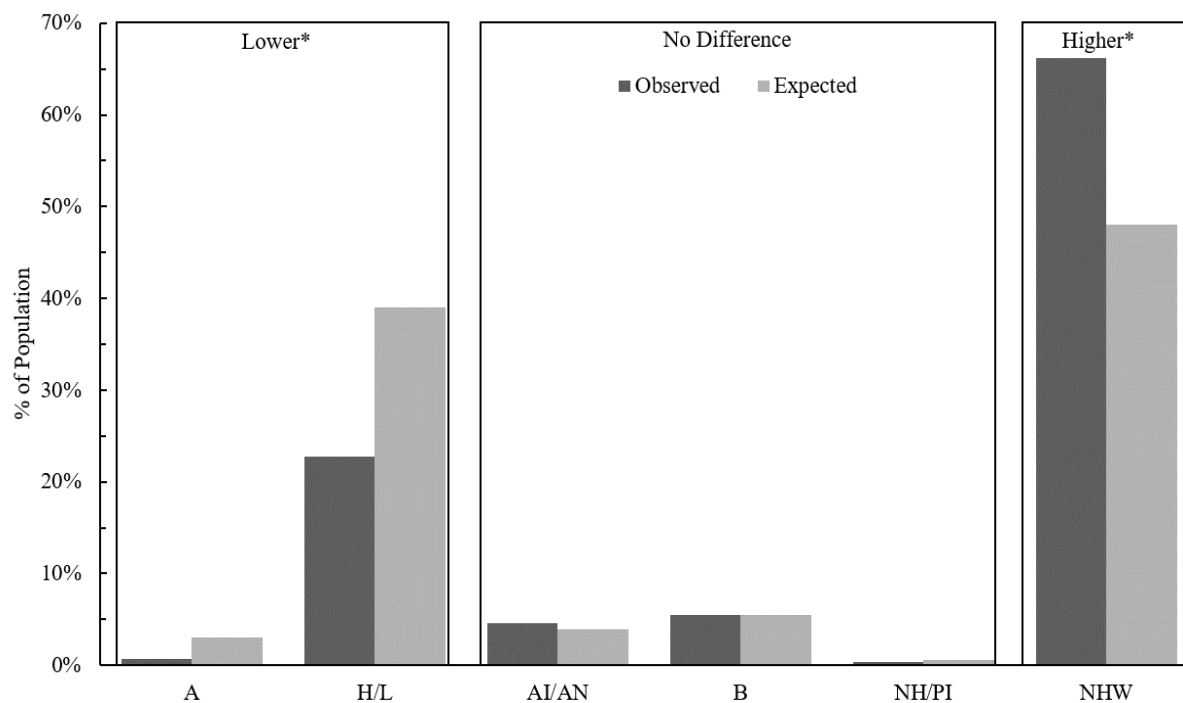


Figure 3. Comparison of the observed versus expected proportions of opioid dependence at the time of giving birth in each racial/ethnic group of mothers. Boxes labelled higher or lower mean that the observed proportions are significantly higher or lower than the expected proportion after post-hoc comparisons that incorporate a Bonferroni correction with six groups ($p < 0.001/6$). A: Asian, H/L: Hispanic or Latino, AI/AN: American Indian or Alaskan Native, B: Black, NH/PI: Native Hawaiian or Pacific Islander, NHW: Non-Hispanic White.

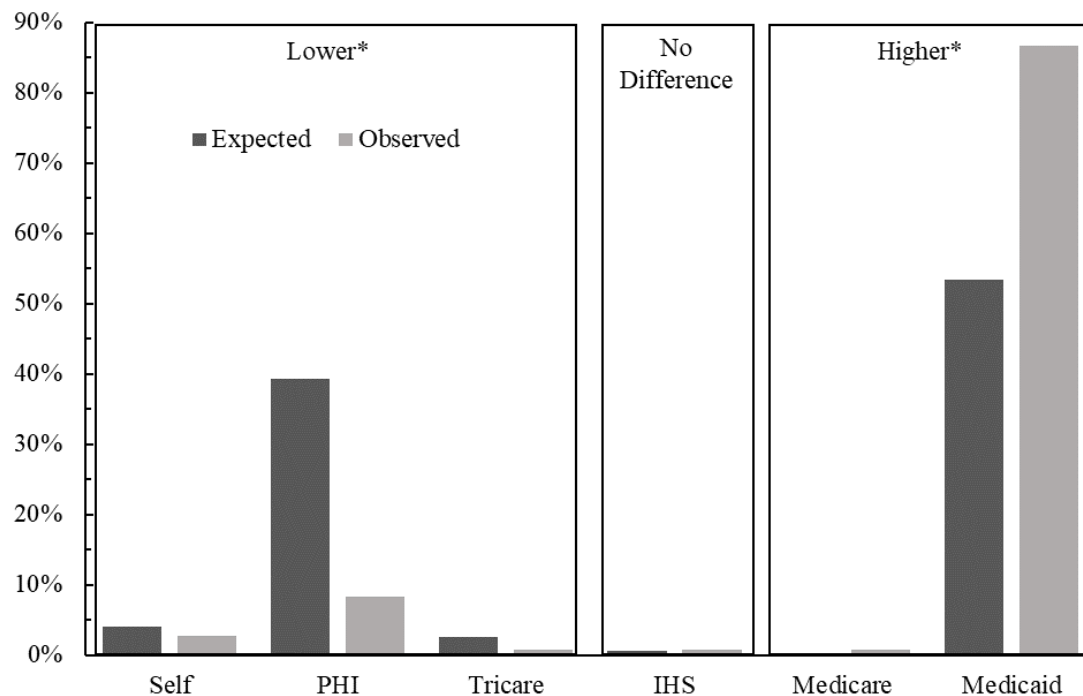


Figure 4. Comparison of the observed versus expected proportions of NAS at the time birth in each payor group utilized for infants. Boxes labelled higher or lower mean that the observed proportions are significantly higher or lower than the expected proportion after post-hoc comparisons that incorporate a Bonferroni correction with six groups ($p < 0.001/6$). PHI: Private Health Insurance, Self: Self Pay, IHS: Indian Health Services.

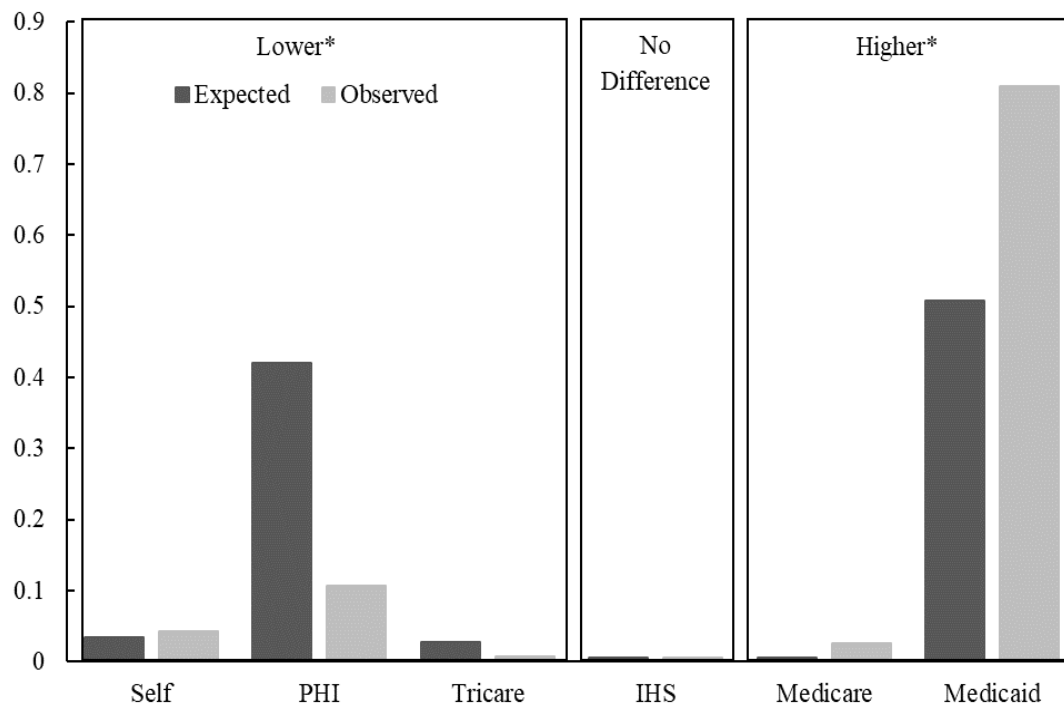


Figure 5. Comparison of the observed versus expected proportions of opioid dependence at the time of giving birth in each payor group utilized for mothers. Boxes labelled higher or lower mean that the observed proportions are significantly higher or lower than the expected proportion after post-hoc comparisons that incorporate a Bonferroni correction with six groups ($p < 0.001/6$). PHI: Private

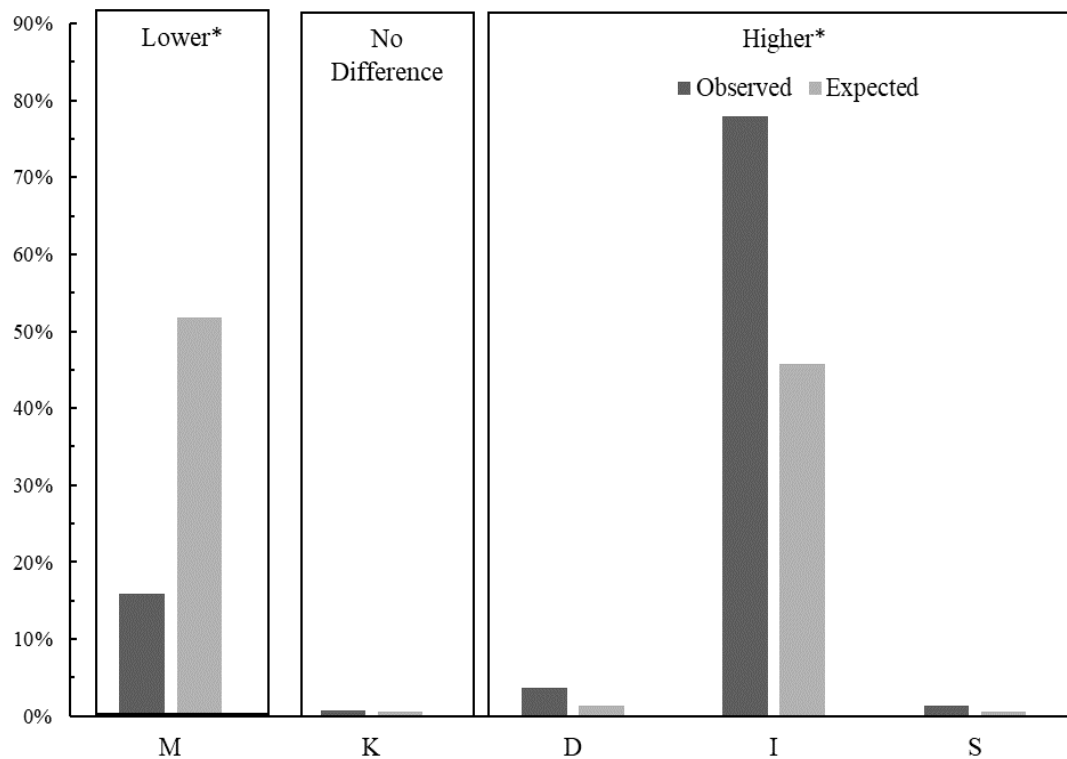


Figure 6. Comparison of the observed versus expected proportions of opioid dependence at the time of giving birth in by maternal marital status. Boxes labelled higher or lower mean that the observed proportions are significantly higher or lower than the expected proportion after post-hoc comparisons that incorporate a Bonferroni correction with six groups ($p < 0.001/5$). M: Married, K: Unknown, D: Divorced, I: Single, S: Separated.

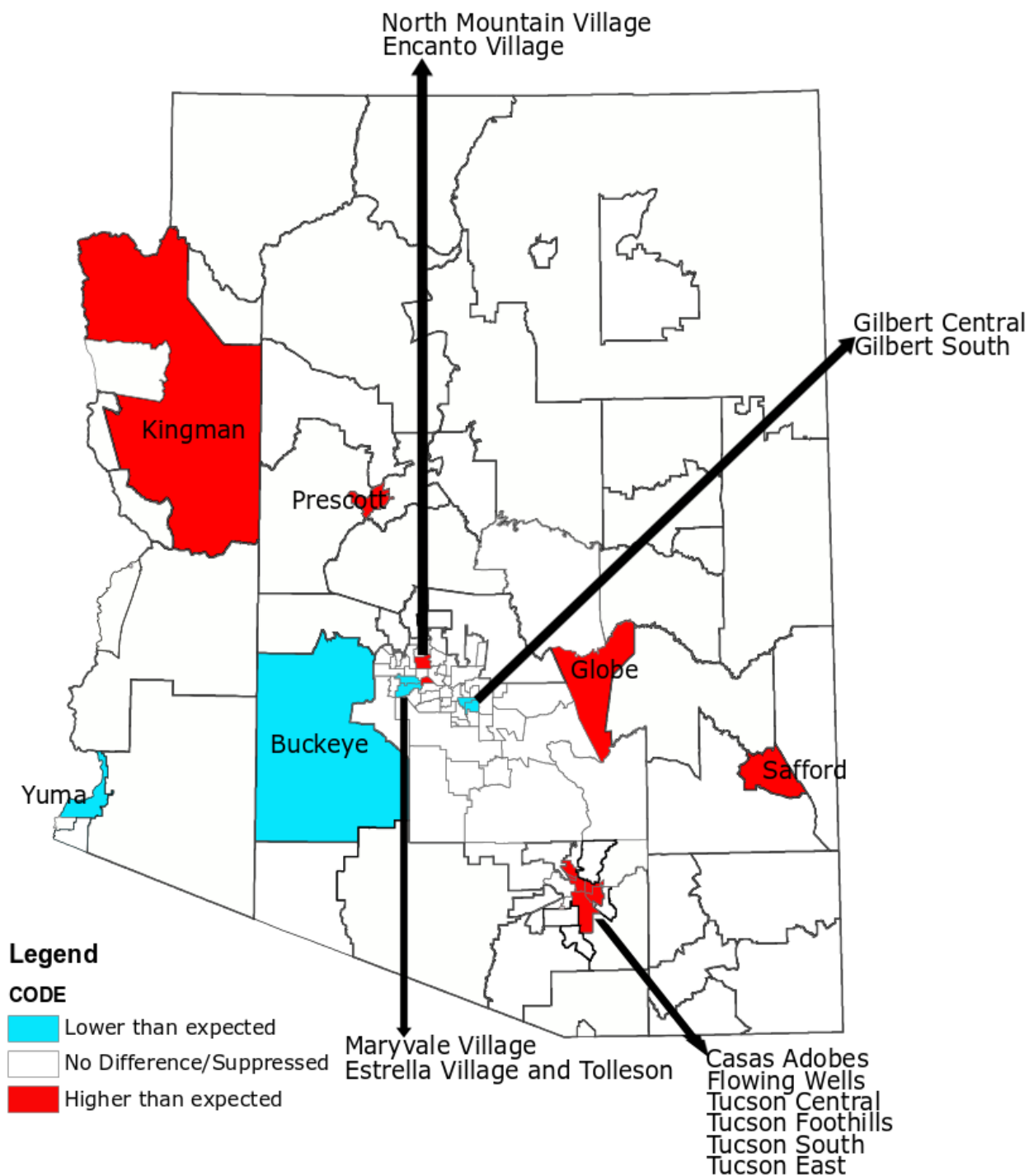


Figure 7. Comparison of the observed versus expected proportions of opioid dependence at the time of giving birth by maternal residential PCA. Red or blue indicates that there is a significantly higher or lower number of mothers using opioids than expected. A map with all PCAs labelled can be found on the ADHS website: <https://www.azdhs.gov/documents/prevention/health-systems-development/data-reports-maps/maps/azpca.pdf>

		Mothers ^O	Mothers		Infants ^{NAS}	Infants
Year (Fig. 1)	2010	159	82143		288	84772
	2011	235	80350		370	82598
	2012	263	81647		367	83594
	2013	366	81089		416	83032
	2014	394	82382		486	84283
	2015	474	80785		542	82550
	2016	649	80404		666	81827
	2017	633	74570		675	76136
	Total	3173	643370		3810	658792
Race/Ethnicity (Figs. 2 & 3)	Asian	21	19180		13	19076
	Hispanic/Latino	717	247391		889	253466
	American Indian or Alaska Native	144	24556		165	24241
	Black	172	34460		170	34890
	Native Hawaiian/Pacific Islander	11	3634		12	3621
	Non-Hispanic White	2080	304745		2509	316390
	Total	3145	633966		3758	651684
Insurance (Figs. 4 & 5)	Self	135	21350		105	26093
	Private	335	264803		315	254420
	Tricare	23	17032		30	17129
	IHS	19	3645		27	3713
	Medicare	81	3335		27	1261
	Medicaid	2528	318979		3244	345333
	Total	3121	629144		3748	647949
Marital Status (Fig. 6)	Married	506	333116			
	Unknown	25	4075			
	Divorced	115	8665			
	Single	2474	293773			
	Separated	44	3207			
	Total	3164	642836			

Table S1. Summary of non-geographic data used in this study by figure. The Mothers^O column contains data for all mothers who were dependent on opioids at the time of giving birth. The Infants^{NAS} column contains data for all infants who had NAS. Totals at the end of each category are not the same for all categories due to missing data or because some patients reported atypical categories (e.g. payer was workers compensation or individual was a foreign national).

294

295

296

297

298

299 References Cited:

- 300 1. Gomez-Pomar E, Finnegan LP. The Epidemic of Neonatal Abstinence Syndrome, Historical
301 References of Its' Origins, Assessment, and Management. *Frontiers in Pediatrics*. 2018;6:33.
302 DOI: <https://doi.org/10.3389/fped.2018.00033>
- 303 2. Kocherlakota P. Chapter 19 - Pharmacologic Therapy for Neonatal Abstinence Syndrome. In:
304 Benitz WE, Smith PB, editors. *Infectious Disease and Pharmacology*. Philadelphia: Content
305 Repository Only!; 2019. p. 243-59.
- 306 3. Coyle MG, Brogly SB, Ahmed MS, Patrick SW, Jones HE. Neonatal abstinence syndrome.
307 *Nature Reviews Disease Primers*. 2018;4(1):47. DOI: <https://doi.org/10.1038/s41572-018-0045-0>
- 308 4. Wachman EM, Werler MM. Pharmacologic Treatment for Neonatal Abstinence Syndrome:
309 Which Medication Is Best? *JAMA pediatrics*. 2019;173(3):221-3.
310 DOI:10.1001/jamapediatrics.2018.5029
- 311 5. Wood T, Bordelon C, Fogger S. Shining a Light: Integrating Protocols Into Clinical Practice for
312 Treatment of Neonatal Abstinence Syndrome. *Journal of Addictions Nursing*. 2019;30(1):61-6.
313 DOI: 10.1097/JAN.0000000000000267
- 314 6. McCarthy JJ, Leamon MH, Finnegan LP, Fassbender C. Opioid dependence and pregnancy:
315 minimizing stress on the fetal brain. *American Journal of Obstetrics and Gynecology*.
316 2017;216(3):226-31. doi: <https://doi.org/10.1016/j.ajog.2016.10.003>
- 317 7. Bersani I, Corsello M, Mastandrea M, Patacchiola V, Foligno S, Garofalo V, et al. Neonatal
318 abstinence syndrome. *Early Human Development*. 2013;89:S85-S7. doi:
319 [https://doi.org/10.1016/S0378-3782\(13\)70112-9](https://doi.org/10.1016/S0378-3782(13)70112-9)
- 320 8. Reddy UM, Davis JM, Ren Z, Greene MF. Opioid Use in Pregnancy, Neonatal Abstinence
321 Syndrome, and Childhood Outcomes: Executive Summary of a Joint Workshop by the Eunice
322 Kennedy Shriver National Institute of Child Health and Human Development, American
323 Congress of Obstetricians and Gynecologists, American Academy of Pediatrics, Society for
324 Maternal-Fetal Medicine, Centers for Disease Control and Prevention, and the March of Dimes
325 Foundation. *Obstetrics and gynecology*. 2017;130(1):10. DOI: 10.1097/AOG.0000000000002054
- 326 9. Ko JY, Wolicki S, Barfield WD, Patrick SW, Broussard CS, Yonkers KA, et al. CDC grand
327 rounds: public health strategies to prevent neonatal abstinence syndrome. *MMWR Morbidity and*
328 *mortality weekly report*. 2017;66(9):242. DOI: <http://dx.doi.org/10.15585/mmwr.mm6609a2>
- 329 10. Bagley SM, Wachman EM, Holland E, Brogly SB. Review of the assessment and management of
330 neonatal abstinence syndrome. *Addiction science & clinical practice*. 2014;9(1):19. DOI:
331 10.1186/1940-0640-9-19
- 332 11. Kelly LE, Jansson LM, Moulds W, Pereira J, Simpson S, Guttman A, et al. A core outcome set
333 for neonatal abstinence syndrome: study protocol for a systematic review, parent interviews and a
334 Delphi survey. *Trials*. 2016;17(1):536. DOI: 10.1186/s13063-016-1666-9
- 335 12. Patrick SW, Schumacher RE, Horbar JD, Buus-Frank ME, Edwards EM, Morrow KA, et al.
336 Improving care for neonatal abstinence syndrome. *Pediatrics*. 2016;137(5):e20153835. DOI:
337 10.1542/peds.2015-3835

- 338 13. Burnette T, Chernicky L, Towers CV. The effect of standardizing treatment when managing
339 neonatal abstinence syndrome. *J Matern Fetal Neonatal Med.* 2019 Oct;32(20):3415-3419. DOI:
340 10.1080/14767058.2018.1465038
- 341 14. Brown J, Nolte J. Expanded buprenorphine prescribing privileges: Sandbagging in the midst of
342 the flood? *Res Social Adm Pharm.* 2018 Jun;14(6):617-618. DOI:
343 10.1016/j.sapharm.2018.03.001
- 344 15. Brown JD, Goodin AJ, Talbert JC. Rural and Appalachian disparities in neonatal abstinence
345 syndrome incidence and access to opioid abuse treatment. *The Journal of rural health.*
346 2018;34(1):6-13. DOI: 10.1111/jrh.12251
- 347 16. Admon LK, Bart G, Kozhimannil KB, Richardson CR, Dalton VK, Winkelman TN.
348 Amphetamine-and Opioid-Affected Births: Incidence, Outcomes, and Costs, United States, 2004–
349 2015. *Am J Public Health.* 2018 Nov 29:e1-e7. DOI: 10.2105/AJPH.2018.304771
- 350 17. Sanlorenzo LA, Stark AR, Patrick SW. Neonatal abstinence syndrome: an update. *Current*
351 *opinion in pediatrics.* 2018;30(2):182. DOI: 10.1097/MOP.0000000000000589
- 352 18. Koppell J, Daugherty DB, Garcia J, Whitsett A. Arizona’s Vulnerable Population. A report
353 prepared by Arizona State University. 2014.
354 <https://aztownhall.org/Resources/Documents/AZTwnHll-0414-FNL-LR.pdf>
- 355 19. Hussaini KS, Saavedra LFG. Neonatal Abstinence Syndrome (NAS) in Southwestern Border
356 States: Examining Trends, Population Correlates, and Implications for Policy. *Matern Child*
357 *Health J.* 2018 Sep;22(9):1352-1359. DOI: 10.1007/s10995-018-2517-y.
- 358 20. National Institute on Drug Abuse. Arizona Opioid Summary. 2018. Retrieved from
359 [https://www.drugabuse.gov/drugs-abuse/opioids/opioid-summaries-by-state/arizona-opioid-](https://www.drugabuse.gov/drugs-abuse/opioids/opioid-summaries-by-state/arizona-opioid-summary)
360 [summary.](https://www.drugabuse.gov/drugs-abuse/opioids/opioid-summaries-by-state/arizona-opioid-summary)
- 361 21. Arizona Department of Health Services. 2016 Arizona opioid report. Retrieved from
362 [https://www.azdhs.gov/documents/audiences/clinicians/clinical-guidelines-](https://www.azdhs.gov/documents/audiences/clinicians/clinical-guidelines-recommendations/prescribing-guidelines/arizona-opioid-report.pdf)
363 [recommendations/prescribing-guidelines/arizona-opioid-report.pdf.](https://www.azdhs.gov/documents/audiences/clinicians/clinical-guidelines-recommendations/prescribing-guidelines/arizona-opioid-report.pdf)
- 364 22. Patrick SW, Schumacher RE, Benneyworth BD, Krans EE, McAllister JM, Davis MM. Neonatal
365 abstinence syndrome and associated health care expenditures: United States, 2000-2009. *JAMA.*
366 2012 9;307(18):1934-40. DOI: 10.1001/jama.2012.3951.
- 367 23. Arizona Department of Health Services. Opioid Epidemic. 2019. Retrieved from
368 [https://www.azdhs.gov/prevention/womens-childrens-health/injury-prevention/opioid-](https://www.azdhs.gov/prevention/womens-childrens-health/injury-prevention/opioid-prevention/index.php)
369 [prevention/index.php.](https://www.azdhs.gov/prevention/womens-childrens-health/injury-prevention/opioid-prevention/index.php)
- 370 24. Stabler ME, Long DL, Chertok IR, Giacobbi Jr PR, Pilkerton C, Lander LR. Neonatal Abstinence
371 Syndrome in West Virginia Substate Regions, 2007-2013. *J Rural Health.* 2017 Jan;33(1):92-101.
372 DOI: 10.1111/jrh.12174.
- 373 25. DATA DOCUMENTATION: Sources and Field Descriptions (To accompany Primary Care Area
374 (PCA) or Special Area Statistical Profiles) Arizona Department of Health Services: Prevention
375 Services, May 24, 2016.

- 376 26. Ishwaran H, Kogalur UB, Gorodeski EZ, Minn AJ, Lauer MS. High-dimensional variable
377 selection for survival data. *Journal of the American Statistical Association*. 2010 Mar
378 1;105(489):205-17. <https://doi.org/10.1198/jasa.2009.tm08622>
- 379 27. R Core Team. R: A Language and Environment for Statistical Computing. R Foundation for
380 Statistical Computing, Vienna, Austria, 2019.
- 381 28. Ishwaran, H, Kogalur, UB. Fast Unified Random Forests for Survival, Regression, and
382 Classification (RF-SRC), 2020. R package version 2.9.3.
- 383 29. Chen, C, Breiman, L. Tech Report: Using random forest to learn imbalanced data. University of
384 California, Berkeley, 2004.
- 385 30. Atwell KA, Weiss HB, Gibson C, Miller R, Corden TE. Neonatal Abstinence Syndrome and
386 Maternal Substance Use in Wisconsin, 2009-2014. *WMJ : official publication of the State
387 Medical Society of Wisconsin*. 2016;115(6):287-94. Epub 2017/11/03. PubMed PMID:
388 29094858.
- 389 31. Filippelli AC, White LA, Spellman LW, Broderick M, Highfield ES, Sommers E, et al. Non-
390 insertive Acupuncture and Neonatal Abstinence Syndrome: A Case Series From an Inner-city
391 Safety Net Hospital. *Glob Adv Health Med*. 2012;1(4):48-52. doi: 10.7453/gahmj.2012.1.4.007.
- 392 32. Merline AC, O'Malley PM, Schulenberg JE, Bachman JG, Johnston LD. Substance use among
393 adults 35 years of age: prevalence, adulthood predictors, and impact of adolescent substance use.
394 *Am J Public Health*. 2004;94(1):96-102.
- 395 33. Moos RH, Nichol AC, Moos BS. Risk factors for symptom exacerbation among treated patients
396 with substance use disorders. *Addiction*. 2002;97(1):75-85. DOI: 10.1046/j.1360-
397 0443.2002.00063.x
- 398 34. Dobkin PL, Civita MD, Paraherakis A, Gill K. The role of functional social support in treatment
399 retention and outcomes among outpatient adult substance abusers. *Addiction*. 2002;97(3):347-56.
400 DOI: 10.1046/j.1360-0443.2002.00083.x
- 401 35. Beattie MC, Longabaugh R. Interpersonal factors and post-treatment drinking and subjective
402 wellbeing. *Addiction*. 1997;92(11):1507-21.
- 403 36. Havassy BE, Wasserman DA, Hall SM. Social relationships and abstinence from cocaine in an
404 American treatment sample. *Addiction*. 1995;90(5):699-710. DOI: 10.1046/j.1360-
405 0443.1995.90569911.x
- 406 37. Heinz AJ, Wu J, Witkiewitz K, Epstein DH, Preston KL. Marriage and relationship closeness as
407 predictors of cocaine and heroin use. *Addictive Behaviors*. 2009;34(3):258-63. doi:
408 <https://doi.org/10.1016/j.addbeh.2008.10.020>.
- 409 38. Maalouf FI, Cooper WO, Stratton SM, Dudley JA, Ko J, Banerji A, Patrick SW. Positive
410 predictive value of administrative data for neonatal abstinence syndrome. *Pediatrics*. 2019 Jan
411 1;143(1):e20174183.
- 412 39. Jansson LM, Velez M, Harrow C. The opioid-exposed newborn: assessment and pharmacologic
413 management. *J Opioid Manag*. 2009;5(1):47-55.

- 414 40. Kaltenbach K, Finnegan L. Neonatal abstinence syndrome. Opioid-Use Disorders in Pregnancy:
415 Management Guidelines for Improving Outcomes. Wright, TE, Ed. Cambridge University Press.
416 2018.
- 417 41. Farr A, Kiss H, Hagmann M, et al. Evaluation of the vaginal flora in pregnant women receiving
418 opioid maintenance therapy: a matched case-control study. BMC Pregnancy Childbirth.
419 2016;16(1):206. Published 2016 Aug 5. doi:10.1186/s12884-016-1003-z
- 420 42. Bagwell GA, Thomas A, Ryshen G. Improving skin integrity in babies diagnosed with neonatal
421 abstinence syndrome. Neonatal Network, Academic of Neonatal Nursing. 2016 Sep 1;35(5):1-7.
422 DOI: <https://doi.org/10.1891/0730-0832.35.S1.1>
- 423 43. Azuine RE, Ji Y, Chang H, et al. Prenatal Risk Factors and Perinatal and Postnatal Outcomes
424 Associated With Maternal Opioid Exposure in an Urban, Low-Income, Multiethnic US
425 Population. JAMA Netw Open. 2019;2(6):e196405. doi:10.1001/jamanetworkopen.2019.6405
- 426 44. Chisolm MS, Fitzsimons H, Leoutsakos JM, Acquavita SP, Heil SH, Wilson-Murphy M, Tuten
427 M, Kaltenbach K, Martin PR, Winklbaur B, Jansson LM, Jones HE. A comparison of cigarette
428 smoking profiles in opioid-dependent pregnant patients receiving methadone or buprenorphine.
429 Nicotine Tob Res. 2013 Jul; 15(7):1297-304.
- 430 45. Jones HE, Heil SH, O'Grady KE, Martin PR, Kaltenbach K, Coyle MG, Stine SM, Selby P, Arria
431 AM, Fischer G. Smoking in pregnant women screened for an opioid agonist medication study
432 compared to related pregnant and non-pregnant patient samples. Am J Drug Alcohol Abuse.
433 2009; 35(5):375-80.
- 434 46. Akerman SC, Brunette MF, Green AI, Goodman DJ, Blunt HB, Heil SH. Treating tobacco use
435 disorder in pregnant women in medication-assisted treatment for an opioid use disorder: a
436 systematic review. J Subst Abuse Treat. 2015;52:40–47. doi:10.1016/j.jsat.2014.12.002
- 437 47. Smith MV, Costello D, Yonkers KA. Clinical Correlates of Prescription Opioid Analgesic Use in
438 Pregnancy. Matern Child Health J 2015; 19:548–556. DOI: <https://doi.org/10.1007/s10995-014-1536-6>
- 440 48. Prabhu M, Garry EM, Hernandez-Diaz S, MacDonald SC, Huybrechts KF, Bateman BT.
441 Frequency of opioid dispensing after vaginal delivery. Obstetrics and gynecology. 2018
442 Aug;132(2):459-65. DOI:10.1097/AOG.0000000000002741
- 443 49. Robinson JN, Norwitz ER, Cohen AP, McElrath TF, Lieberman ES. Epidural analgesia and third-
444 or fourth-degree lacerations in nulliparas. Obstetrics & Gynecology. 1999 Aug 1;94(2):259-62.
- 445 50. Hoyt MR, Shah U, Cooley J, Temple M. Use of epidural clonidine for the management of
446 analgesia in the opioid addicted parturient on buprenorphine maintenance therapy: an
447 observational study. International journal of obstetric anesthesia. 2018 May 1;34:67-72.
- 448 51. Cassidy B, Cyna AM. Challenges that opioid-dependent women present to the obstetric
449 anaesthetist. Anaesthesia and intensive care. 2004 Aug;32(4):494-501.
- 450 52. Segal, D, City of Addict Entrepreneurs. December, 2017. The New York Times.
451 [https://kjzz.org/content/287185/prescott-grappling-costs-becoming-national-destination-
452 addiction-recovery;](https://kjzz.org/content/287185/prescott-grappling-costs-becoming-national-destination-addiction-recovery)

- 453 53. Stone, W. “Prescott Grappling With Costs Of Becoming National Destination For Addiction
454 Recovery” KJZZ, Rio Salado College Public Radio. April, 2016.
455 <https://www.nytimes.com/interactive/2017/12/27/business/new-drug-rehabs.html>
- 456 54. Cleveland, C. Pregnant and Addicted: Opioid deaths in Arizona nearly doubled over the past ten
457 years. The number of babies born exposed to opioids grew more than twice as fast. Arizona
458 Center for Investigative Reporting. January, 2018. [https://azcir.org/news/2018/01/26/arizona-
459 opioid-epidemic-grew-twice-as-fast-for-pregnant-mothers-newborns-babies/](https://azcir.org/news/2018/01/26/arizona-opioid-epidemic-grew-twice-as-fast-for-pregnant-mothers-newborns-babies/)