

Effectiveness and duration of a second COVID-19 vaccine booster

Alejandro Jara,^{1,2} Cristobal Cuadrado,³ Eduardo A. Undurraga,^{4,5,6,7} Christian García,³ Manuel Nájera,³ María Paz Bertoglia,³ Verónica Vergara,³ Jorge Fernández,³ Heriberto Garcia,³ and Rafael Araos,^{5,8,9*}

¹ *Facultad de Matemáticas, Pontificia Universidad Católica de Chile, Santiago, Chile*

² *Center for the Discovery of Structures in Complex Data (MiDaS), Santiago, Chile*

³ *Ministerio de Salud de Chile, Santiago, Chile*

⁴ *Escuela de Gobierno, Pontificia Universidad Católica de Chile, Santiago, RM, Chile*

⁵ *Multidisciplinary Initiative for Collaborative Research in Bacterial Resistance (MICROB-R), Santiago, Chile*

⁶ *Research Center for Integrated Disaster Risk Management (CIGIDEN), Santiago, Chile*

⁷ *CIFAR Azrieli Global Scholars program, CIFAR, Toronto, Canada*

⁸ *Instituto de Ciencias e Innovación en Medicina, Facultad de Medicina, Universidad del Desarrollo, Santiago, Chile*

⁹ *Advanced Center for Chronic Diseases (ACCDiS), Santiago, Chile*

***Correspondence to** Dr. Rafael Araos at Instituto de Ciencias e Innovación en Medicina, Facultad de Medicina Clínica Alemana Universidad del Desarrollo, Av. Las Condes 12461, Las Condes, Región Metropolitana, Chile. rafaelaraos@udd.cl

Abstract

Using a prospective national cohort of 3.75 million individuals aged 20 or older, we evaluated the effectiveness against COVID-19 related ICU admissions and death of mRNA-based second vaccine boosters for four different three-dose background regimes: BNT162b2 primary series plus a homologous booster, and CoronaVac primary series plus an mRNA booster, a homologous booster, and a ChAdOx-1 booster. We estimated the vaccine effectiveness weekly from February 14 to August 15, 2022, by estimating hazard ratios of immunization over non-vaccination, accounting for relevant confounders. The overall adjusted effectiveness of a second mRNA booster shot was 88.2% (95%CI, 86.2-89.9) and 90.5% (95%CI 89.4-91.4) against ICU admissions and death, respectively. Vaccine effectiveness showed a mild decrease for all regimens and outcomes, probably associated with the introduction of BA.4 and BA.5 Omicron sub-lineages and immunity waning. The duration of effectiveness suggests that no additional boosters are needed six months following a second booster shot.

Keywords

SARS-CoV-2, COVID-19, vaccine, immunization, boosters, long-term vaccine effectiveness, Omicron

Main text

The COVID-19 pandemic has caused more than 615 million cases and 6.5 million deaths reported globally as of September 2022.¹ COVID-19 vaccines have been essential to decrease the burden of disease and reduce restrictions associated with the pandemic response. A robust body of evidence showed that the primary series of several COVID-19 vaccines had high efficacy and effectiveness against symptomatic COVID-19 and severe illness in the first months.^{2,3} However, immunity waning and the emergence of new, highly transmissible SARS-CoV-2 lineages with increased immune evasion, lead many countries to roll out booster shots four to six months following the primary series.^{4,5} Research showed that recently administered homologous or heterologous COVID-19 boosters restored waning protection against symptomatic infection and severe illness.⁶⁻⁸

The emergence and spread of the B.1.1.529 Omicron variant of SARS-CoV-2, and its sub-lineages, caused an unprecedented global surge in COVID-19 cases.¹ As happened with the primary series of COVID-19 vaccines, research showed substantial reductions in protection against symptomatic COVID-19.⁹⁻¹² Early in 2022, several countries began rolling out second boosters (a fourth dose for most vaccines), four to six months following the first booster dose, and international organizations have recommended its use for at-risk populations.¹³⁻¹⁷ Policymakers need evidence on real-world effectiveness to guide vaccination policies. However, there is limited evidence for the effectiveness of second boosters, and it primarily refers to mRNA vaccines in Israel, Canada, and the USA among populations at higher risk (e.g., older adults and immunocompromised persons).^{12,15,17} Furthermore, there is no evidence of a potential waning of protection against COVID-19 for second boosters, or the effectiveness against severe disease of an additional booster dose for individuals who received their primary series based on inactivated vaccines, which constitute a considerable proportion of vaccinated individuals in low- and middle-income countries.¹⁸

Using a large prospective national observational cohort in Chile, we evaluated the effectiveness of mRNA-based second vaccine boosters for individuals with four different three-dose background regimes: (i) BNT162b2 primary series plus a homologous booster (3mRNA), (ii) CoronaVac primary series plus mRNA booster (CC+mRNA), (iii) CoronaVac primary series plus homologous booster (CCC), and (iv) CoronaVac primary series plus ChAdOx-1 booster (CCA). We estimated vaccine effectiveness weekly, from February 14, 2022, to August 15, 2022, against admission to an intensive care unit (ICU) and death (U07.1) associated with laboratory-confirmed SARS-CoV-2 infection. We estimated the overall vaccine effectiveness of an mRNA second booster, regardless of the three-dose background regimen, and for each group, using survival regression models to estimate hazard ratios of immunization (>13 days after the second dose) over non-vaccination, accounting for time-varying vaccination exposure and clinical, demographic, and socioeconomic confounders at baseline.

The Chilean Ministry of Health launched the second booster campaign on February 14, 2022, based on a standard dose of Pfizer-BioNTech's BNT162b2 or Moderna's mRNA-1273 vaccines, prioritizing the elderly and immunocompromised individuals. By August 29, 2022, more than 10.6 million individuals had received an additional booster dose, representing 71.7% of the target population. Vaccination rollout and the health system in Chile have been described elsewhere.¹⁹

Our study cohort included adults aged ≥ 20 years and affiliated with the Fondo Nacional de Salud (FONASA), the public national healthcare system, who completed a CoronaVac or BNT162b2's two-dose primary series at least 120 days before the beginning of the follow-up on August 11, 2021, when the first-booster campaign was launched, and unvaccinated individuals. We excluded individuals with probable or confirmed COVID-19 according to reverse-transcription polymerase-chain-reaction assay for SARS-CoV-2 or antigen test reported before February 15, 2022 (Extended Fig.1). Our final cohort included 3,754,785 adults. Of these, 2,623,802 (69.9) received a second booster shot of BNT162b2 or mRNA-1273 vaccine between February 14, 2022, and August 18, 2022, and 757,726 (20.2%) had not been vaccinated by the end of the follow-up. Vaccination rollout was organized through a publicly

available schedule and was free of charge (Extended Fig.2). Notably, there was a high level of SARS-CoV-2 circulation during the rollout, in which the predominant Omicron sub-lineages were BA.2.1.12, BA.4, and BA.5 (Extended Fig.3). Cohort characteristics are described in Supplementary Material Tables 1-5. The incidence of COVID-19 and the vaccination status at the end of the follow-up differed significantly ($P<0.001$) by participant's sex, age group, comorbidities, nationality, region of residence, and income.

The overall age- and sex-standardized incidence of COVID-19-related ICU admissions and deaths among unvaccinated individuals was 0.29 per 100,000 person-days (95% confidence interval CI 0.26-0.32) and 0.68 (95% 0.64-0.75), respectively. In contrast, the adjusted incidence for ICU admissions and deaths for participants with a second booster dose was 0.05 per 100,000 person-days (95% CI 0.04-0.07) and 0.08 per 100,000 person-days (95% CI 0.07-0.09) (Table 1). At the end of follow-up, the overall adjusted vaccine effectiveness of a second booster to prevent ICU admission and death was 88.2% (95% CI 86.2-89.9) and 90.5% (95% CI 89.4-91.4), respectively. These estimates represent a moderate but significant reduction in vaccine effectiveness against ICU admissions and death from a maximum of 96.8% (95% CI 86.8-99.2) and death of 96.7% (95% CI 93.0-98.3), respectively (Fig.1 and Supplementary Material Tables 6-7).

The scheme-specific adjusted vaccine effectiveness of an additional booster dose against COVID-19 related ICU admission at the end of follow-up was 74.1% (95% CI 54.8-85.2), 75.0% (95% CI 63.4-83.0), 86.3% (95% CI 83.2-88.8), and 77.0 (95% CI 69.6-83.0) for 3mRNA, CCC, CC+mRNA, and CCA, respectively. The adjusted vaccine effectiveness against COVID-19 related deaths was 87.7% (95% CI 76.1-93.7), 79.3% (95% CI, 73.8-83.7), 81.0% (95% CI 76.8-84.0), and 90.8% (95% CI 89.4-92.0) for 3mRNA, CCC, CC+mRNA, and CCA, respectively. Vaccine effectiveness moderately decreased for all schemes and outcomes studied (Fig.1), although most confidence intervals overlapped, with some exceptions (Supplementary Material Tables 6-7): vaccine effectiveness against COVID-19 related ICU

admissions significantly decreased for the CCA scheme, and protection against COVID-19 related deaths significantly decreased for CCC, CC+mRNA, and CCA (Fig.1 and Supplementary Material Tables 6-7).

Our cohort represents a population immunized with various schemes of COVID-19 vaccines. Ninety-one percent of the cohort received a primary series of CoronaVac, combined with a first booster based on a viral-vectored (53%) or an mRNA vaccine (37%). The remaining participants (9%) received a primary series of CoronaVac and a first homologous or BNT162b2 mRNA vaccine booster. Similar to the overall effect of a second mRNA booster dose, the scheme-specific vaccine effectiveness of these boosters remained high by the end of the follow-up, ranging from 74.2% to 86.3% effectiveness against COVID-19-related ICU admission and 79.3% to 90.8% against death. The CCA vaccination scheme plus the additional mRNA booster dose provided the highest protection against COVID-19-related deaths. Our study was not designed to demonstrate the superiority of any specific vaccination scheme. However, our results suggest that mix-and-match strategies may provide comparable protection against severe disease to homologous, mRNA-based regimens.

Our findings are consistent with previous studies on second booster doses. A recent summary of studies on mRNA vaccines,¹⁷ including eight studies from Israel, one from Canada,¹² and one from the USA,¹⁵ all conducted during the Omicron outbreak, suggests that an additional mRNA booster enhances protection compared to three vaccine doses and unvaccinated individuals, particularly for severe outcomes. While not directly comparable, due to differences in study design, population characteristics, and outcome definitions, the studies in Canada¹² and the USA¹⁵ estimate the vaccine effectiveness of an additional mRNA booster compared to unvaccinated individuals. The study in Canada, conducted among residents in long-term care facilities aged 60 years or older, found that the effectiveness of a fourth dose against severe outcomes was 87% (95%CI 82-90).¹² In the USA, research was conducted among immunocompromised adults aged 50 years or older. Those results showed that the effectiveness of a fourth mRNA dose against hospitalization was 80% (95%CI 71-85). These studies have a relatively short follow-up time after the fourth dose, of two to ten weeks, and thus do not fully capture immunity waning.

At least two other studies have examined the effectiveness of additional booster doses. A preprint study in Thailand examined the effectiveness of an additional booster dose based on Oxford-AstraZeneca's ChAdOx1 adenoviral vector vaccine among adults with various three-dose background regimes, including inactivated vaccines.¹⁶ The study found a vaccine effectiveness against symptomatic COVID-19 of 73% (95% CI 48-89) but did not examine its effectiveness against severe outcomes. Last, anecdotal evidence from two participants in a cohort of healthcare workers in the USA suggests that a second homologous mRNA booster may induce a substantial and durable neutralizing antibody response.²⁰

Our study has some limitations. As an observational study, there is a risk of selection bias if the vaccinated and unvaccinated groups differ in a systematic way, such as risk aversion, which affects the probability of exposure to the treatment and the risk of SARS-CoV-2 infection. We adjusted our estimates with observable clinical, demographic, and socioeconomic confounders that could affect vaccination and the risk of infection, but there could be residual confounding. Second, our study design did not allow us to separate the effect of immunity waning, and the emergence of new SARS-CoV-2 lineages with increased immune evasion on our vaccine effectiveness estimates against severe disease for an additional mRNA booster dose. Results should be interpreted with caution and in the context of Omicron.

Overall, our study shows that an additional booster dose with mRNA vaccine had high effectiveness against severe COVID-19, independent of the COVID-19 vaccine scheme received in the past. Overall protection against COVID-19-related ICU admission and death showed a moderate decrease of about 9% and 6%, respectively, by the end of the follow-up. The introduction of the BA.4 and BA.5 Omicron sub-lineages during the second part of the study period (Supplementary Material Figure 3) and immunity waning due to a decline in the circulating levels of neutralizing antibodies as described for primary series and first booster doses, may explain the decrease in protection. We provide evidence to support mRNA-based second boosters following various background COVID-19 vaccine schemes, including widely used inactivated vaccines. These results suggest that an additional booster would help minimize severe COVID-19, including deaths, and decrease the impact on the health system. The observed duration of

protection for a second booster dose suggests there may be longer-acting protection after repeated immunization with both homologous and heterologous schemes and that no additional boosters are needed at six months.

Materials and Methods

Exposures and outcomes

The Ministry of Health in Chile requires that all suspected COVID-19 cases are notified to health authorities through an online platform and undergo confirmatory laboratory testing. This is the source for the COVID-19 case count in this study. We assessed the effectiveness of mRNA-based second vaccine boosters for individuals with four different three-dose background regimes: (i) BNT162b2 primary series plus a homologous booster, (ii) CoronaVac primary series plus mRNA booster, (iii) CoronaVac primary series plus homologous booster, and (iv) CoronaVac primary series plus ChAdOx-1 booster. We estimated vaccine effectiveness weekly, from February 14, 2022, to August 15, 2022, against admission to an intensive care unit (ICU) and death (U07.1) associated with laboratory-confirmed SARS-CoV-2 infection.

We considered the onset of symptoms as a proxy for the time of infection. We used the time to the onset of symptoms from the beginning of the second booster campaign on February 14, 2022 as the endpoint of each outcome. Participants were classified into unvaccinated and fully immunized individuals (≥ 14 days after receipt of the additional mRNA booster dose). Individuals were excluded from the unvaccinated group when they received the first COVID-19 vaccine. We excluded the period between the first COVID-19 vaccine dose and 13 days after the additional mRNA booster dose from the at-risk person-time.

Statistical analyses

Descriptive data was compared using Pearson's χ^2 tests. We estimated hazard ratios using an extension of the Cox hazards model to account for the time-varying vaccination status of participants.²¹⁻²³ We

estimated vaccine effectiveness using the hazard ratio between treated and non-treated individuals.

Hazard ratios were adjusted for age, sex, region of residence, nationality, income, and comorbidities conditions (Supplementary Material Tables 1-5). We used a stratified version of the Cox hazards model²⁴ with time-dependent covariates to compare the risk of the event of interest between immunized and non-immunized participants at each event time. Under the stratified Cox model, each combination of predictors has a specific hazard function that can evolve independently.

Let T_i be the time-to-event of interest, from February 14, 2022, for the i -th individual in the cohort, $i = 1, \dots, n$. Let $x_i, i = 1, \dots, n$, be a p -dimensional vector of individual-specific characteristics, such as age and sex, and $z_i(t)$ be the time-dependent treatment indicator. The model assumes that the time-to-events are independent and with probability distribution given by

$$T_i | x_i, z_i \sim f(t | x_i, z_i), i = 1, \dots, n,$$

The time-to-event distribution is given by

$$f(t | x_i, z_i) = \lambda_{x_i,0}(t) \exp \{ \beta_{z_i(t)} \} \times \exp \left\{ - \exp \{ \beta_{z_i(t)} \} \int_0^t \lambda_{x_i,0}(u) du \right\},$$

with $\beta_k \in \mathbb{R}$ being the regression coefficient measuring the effectiveness of the k^{th} treatment, and $\lambda_{x,0}$ is the predictor-specific baseline hazard function,

$$\lambda_{x_i,0}(t) = \lim_{h \rightarrow 0} \left\{ \frac{P_{x_i,0}(t \leq T \leq t + h | T \geq t)}{h} \right\},$$

where $P_{x_i,0}$ is the baseline probability distribution of the time-to-event in each strata.

We estimated the vaccine effectiveness as $100\% \cdot (1 - \exp \{ \beta_k \})$. We show the adjusted vaccine effectiveness results, including covariates as controls (age, gender, region, nationality, health insurance

category, and comorbidities). We computed standard 95% Wald confidence intervals (95% CI) for the estimates. Inference was based on a partial likelihood approach.²⁵ Each term in the partial likelihood of the effectiveness regression coefficient corresponds to the conditional probability of an individual expressing the outcome of interest from the risk set at a given calendar time.

We analyzed the data with the survival package²⁶ of R, version 4.0.5.²⁷

The Comité Ético Científico Clínica Alemana Universidad del Desarrollo, Santiago, Chile, gave ethical approval for this research. The study was considered exempt from informed consent.

Acknowledgments

Funding

This research was supported by the Agencia Nacional de Investigación y Desarrollo (ANID) through the Fondo Nacional de Desarrollo Científico y Tecnológico (FONDECYT) grant N° 1220907 to AJ; Advanced Center for Chronic Diseases (ACCDiS) ANID FONDAP grant N° 15130011 to RA; and Research Center for Integrated Disaster Risk Management (CIGIDEN) ANID FONDAP grant N° 15110017 to EU.

Role of funders in the study design and execution

The funders of this study had no role in the study design, in the collection, analysis, and interpretation of data, in the writing of this manuscript or in the decision to submit the article for consideration for publication.

Author contributions

AJ, CC, and RA conceived and designed the study. AJ, CC, MN, CG, and TB, and RA managed and analyzed the data. AJ, EU, RA wrote the first draft of the manuscript. AJ, CC, EU, MN, CG, MB, TB, and RA critically reviewed and edited the manuscript. VV, HE, and CC had access to vaccine safety data. All the authors are responsible for the study design, data collection, and data analysis. All authors have

read and approved the final version of the manuscript. The authors vouch for the accuracy and completeness of the data and accept responsibility for publication. Drs. Jara, Cuadrado, and Araos contributed equally to the manuscript.

Data availability

Owing to data privacy regulations in Chile, this study's individual-level data cannot be shared (Law N19.628). Aggregate data on vaccination, including demographics, and COVID-19 incidence, are publicly available at <https://github.com/MinCiencia/Datos-Covid19/>.

Competing interests

R. Araos has received consulting fees from AstraZeneca. R. Araos and A. Jara have received consulting fees from Pfizer and research support from Sinovac. This support is not related to this article. The remaining authors have no conflicts of interest to declare.

References

- 1 Dong, E., Du, H. & Gardner, L. An interactive web-based dashboard to track COVID-19 in real time. *Lancet Infect Dis* **20**, P533-P534 (2020).
- 2 Zeng, B., Gao, L., Zhou, Q., Yu, K. & Sun, F. Effectiveness of COVID-19 vaccines against SARS-CoV-2 variants of concern: a systematic review and meta-analysis. *BMC medicine* **20**, 1-15 (2022).
- 3 Harder, T. *et al.* Efficacy and effectiveness of COVID-19 vaccines against SARS-CoV-2 infection: interim results of a living systematic review, 1 January to 14 May 2021. *Eurosurveillance* **26**, 2100563 (2021).
- 4 Feikin, D. R. *et al.* Duration of effectiveness of vaccines against SARS-CoV-2 infection and COVID-19 disease: results of a systematic review and meta-regression. *Lancet* **399**, 924-944, doi:10.1016/S0140-6736(22)00152-0 (2022).
- 5 Mahase, E. Covid-19 booster vaccines: What we know and who's doing what. *BMJ* **374**, n2082, doi:10.1136/bmj.n2082 (2021).

- 6 Jara, A. *et al.* Effectiveness of homologous and heterologous booster doses for an inactivated SARS-CoV-2 vaccine: a large-scale prospective cohort study. *Lancet Glob Health* **10**, 798-806, doi:10.1016/S2214-109X(22)00112-7 (2022).
- 7 Bar-On, Y. M. *et al.* Protection of BNT162b2 Vaccine Booster against Covid-19 in Israel. *N Engl J Med* **385**, 1393-1400, doi:10.1056/NEJMoa2114255 (2021).
- 8 Costa Clemens, S. A. *et al.* Heterologous versus homologous COVID-19 booster vaccination in previous recipients of two doses of CoronaVac COVID-19 vaccine in Brazil (RHH-001): a phase 4, non-inferiority, single blind, randomised study. *Lancet* **399**, 521-529, doi:10.1016/S0140-6736(22)00094-0 (2022).
- 9 Patalon, T. *et al.* Waning effectiveness of the third dose of the BNT162b2 mRNA COVID-19 vaccine. *Nature Communications* **13**, 3203, doi:10.1038/s41467-022-30884-6 (2022).
- 10 Ferdinands, J. M. *et al.* Waning 2-Dose and 3-Dose Effectiveness of mRNA Vaccines Against COVID-19-Associated Emergency Department and Urgent Care Encounters and Hospitalizations Among Adults During Periods of Delta and Omicron Variant Predominance - VISION Network, 10 States, August 2021-January 2022. *MMWR Morb Mortal Wkly Rep* **71**, 255-263, doi:10.15585/mmwr.mm7107e2 (2022).
- 11 Higdon, M. M. *et al.* Duration of effectiveness of vaccination against COVID-19 caused by the omicron variant. *Lancet Infect Dis* **22**, 1114-1116 (2022).
- 12 Grewal, R. *et al.* Effectiveness of a fourth dose of covid-19 mRNA vaccine against the omicron variant among long term care residents in Ontario, Canada: test negative design study. *BMJ* **378**, e071502 (2022).
- 13 Bar-On, Y. M. *et al.* Protection by a Fourth Dose of BNT162b2 against Omicron in Israel. *N Engl J Med* **386**, 1712-1720 (2022).
- 14 European Centre for Disease Prevention and Control. COVID-19: Joint Statement from ECDC and EMA on the Administration of a Fourth Dose of mRNA Vaccines. (eCDC, Frösunda, Sweden, 2022).
- 15 Link-Gelles, R. *et al.* Effectiveness of 2, 3, and 4 COVID-19 mRNA vaccine doses among immunocompetent adults during periods when SARS-CoV-2 Omicron BA. 1 and BA. 2/BA. 2.12. 1 sublineages predominated—VISION Network, 10 states, December 2021–June 2022. *Morb Mortal Wkly Rep* **71**, 931 (2022).
- 16 Chariyalertsak, S. *et al.* Effectiveness of heterologous 3rd and 4th dose COVID-19 vaccine schedules for SARS-CoV-2 infection during delta and omicron predominance in Thailand. *Research Square*, Preprint 28 jun, doi:10.21203/rs.3.rs-1792139/v1 (2022).
- 17 World Health Organization. Good practice statement on the use of second booster doses for COVID 19 vaccines. 12 (World Health Organization, Geneva, 2022).
- 18 Mallapaty, S. China's COVID vaccines have been crucial — now immunity is waning. *Nature* **598**, 398-399 (2021).

19. Jara, A. *et al.* Effectiveness of an Inactivated SARS-CoV-2 Vaccine in Chile. *N Engl J Med* **385**, 875-884, doi:10.1056/NEJMoa2107715 (2021).
20. Qu, P. *et al.* Durability of Booster mRNA Vaccine against SARS-CoV-2 BA.2.12.1, BA.4, and BA.5 Subvariants. *N Engl J Med*, doi:10.1056/NEJMc2210546 (2022).
21. Jara, A. *et al.* Effectiveness of homologous and heterologous booster doses for an inactivated SARS-CoV-2 vaccine: a large-scale prospective cohort study. *Lancet Glob Health*, doi:10.1016/S2214-109X(22)00112-7 (2022).
22. Jara A, Undurraga EA, González C, *et al.* Effectiveness of an Inactivated SARS-CoV-2 Vaccine in Chile. *N Engl J Med* 2021;385:875-84.
23. Cox DR. Regression models and life-tables. *J R Stat Soc Series B Stat Methodol* 1972;34:187-202.
24. Therneau TM, Grambsch PM. *Modeling Survival Data: Extending the Cox Model*: Springer; 2000.
25. Thompson MG, Burgess JL, Naleway AL, *et al.* Prevention and Attenuation of COVID-19 with the BNT162b2 and mRNA-1273 Vaccines. *N Engl J Med* 2021;385:320-9.
26. Therneau TM. A Package for Survival Analysis in R. R package version 3.1-12. Computer software] Rochester, MN: Mayo Clinic Retrieved from <https://CRAN.R-project.org/package=survival> 2020.
27. R Core Team. *R: A language and environment for statistical computing*. Vienna: R Foundation for Statistical Computing; 2019.

Table 1. Effectiveness against ICU admissions and death of mRNA-based second vaccine boosters in adults aged 20 years and older, February 14, 2022, through August 15, 2022*.

Immunization status	Persons at risk	Person-days	Cases		Vaccine effectiveness (95% CI)
			No.	Age and sex adjusted incidence (100 thousand person-days)	End of follow-up (August 15, 2022)
Admitted to ICU					
Unvaccinated	749,856	137,442,303	388	0.293 (0.264-0.323)	- -
Overall	2,602,987	300,876,487	296	0.054 (0.043-0.065)	88.2 (86.2-89.9)
3mRNA	236,895	23,626,638	16	0.069 (0.028-0.110)	74.2 (54.8-85.2)
CC+mRNA	840,136	89,423,892	76	0.064 (0.048-0.080)	77.0 (69.7-83.0)
CCC	137,002	19,206,580	37	0.053 (0.032-0.074)	74.2 (54.8-85.2)
CCA	1,393,752	203,137,349	210	0.037 (0.030-0.044)	86.3 (83.2-88.8)
Confirmed deaths					
Unvaccinated	749,188	137,223,419	1,115	0.684 (0.642-0.725)	- -
Overall	2,603,731	300,919,202	552	0.081 (0.071-0.092)	90.5 (89.4-91.4)
3mRNA	236,930	23,629,947	9	0.146 (0.010-0.282)	87.7 (69.7-83.0)
CC+mRNA	840,425	89,441,770	169	0.133 (0.112-0.154)	81.0 (76.8-84.0)
CCC	137,122	19,214,510	98	0.115 (0.092-0.138)	79.3 (73.8-83.7)
CCA	1,394,118	203,161,303	372	0.059 (0.052-0.066)	90.8 (89.4-92.0)

* *COVID-19 denotes coronavirus disease 2019. The Ministry of Health launched a COVID-19 vaccine first booster campaign on August 11, 2021, and a second booster campaign on February 14, 2022. The table shows the estimated vaccine effectiveness of mRNA-based second vaccine boosters for individuals with four different three-dose background regimes: i) BNT162b2 primary series plus a homologous booster (3mRNA), a CoronaVac primary series plus (ii) mRNA booster (CC+mRNA), (iii) homologous booster (CCC), or (iv) ChAdOx-1 booster (CCA), compared to unvaccinated individuals. Estimates were adjusted for time-varying vaccination exposure and clinical, demographic, and socioeconomic confounders at baseline (Supplementary Material Tables 1-5).

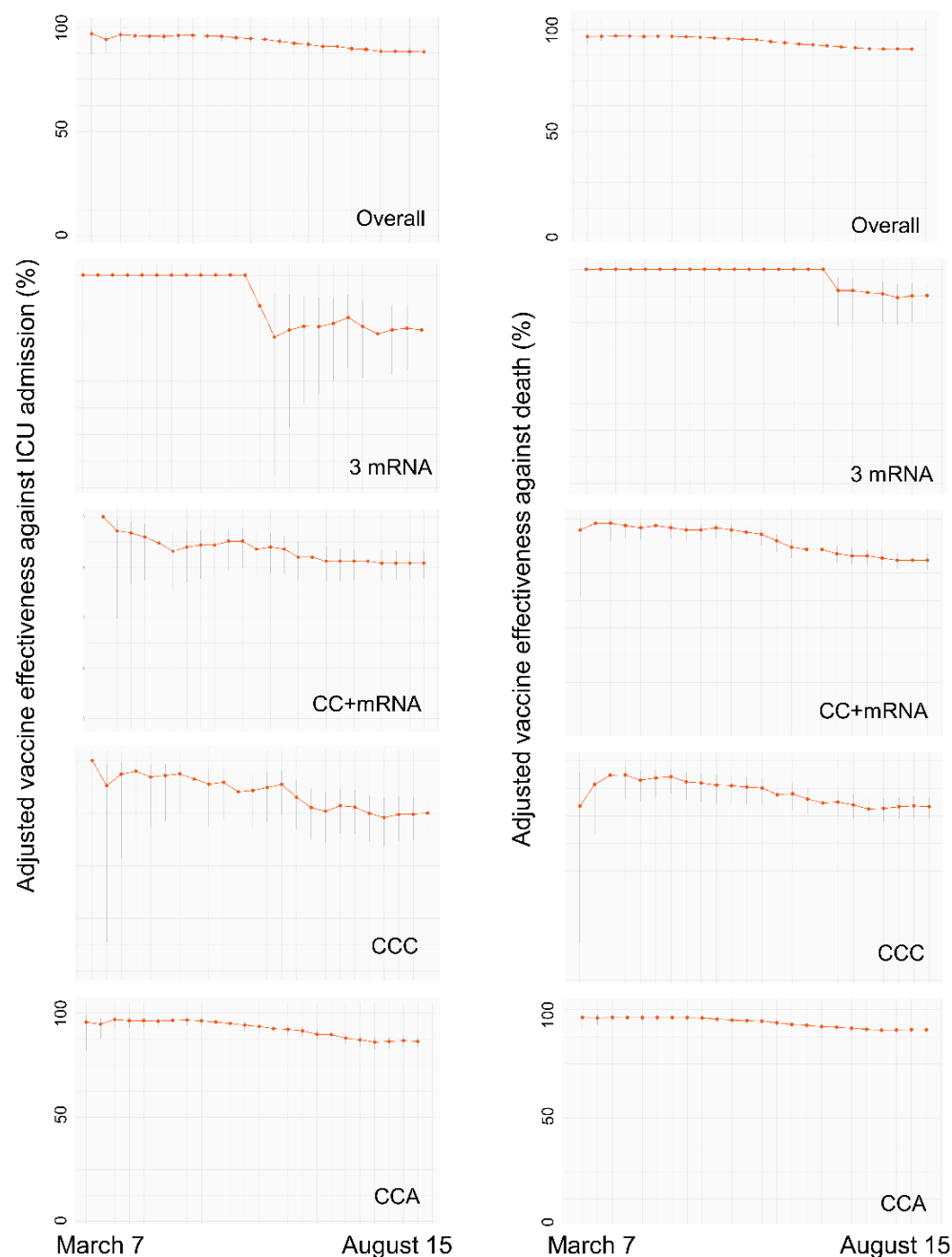


Figure 1. Overall vaccine effectiveness against COVID-19-related ICU admissions and death of mRNA-based second vaccine boosters for each week, March 7 through August 15, 2022. 3mRNA denotes individuals who received a BNT162b2 primary series plus a homologous first booster dose. CC+mRNA, CCC, and CCA denote individuals with a primary series of CoronaVac plus a first mRNA, homologous, and a ChAdOx-1 first booster dose, respectively.

Supplementary Material

Supplementary Material Table 1. Characteristics of the study cohort of adults aged 20 years or older affiliated to FONASA, with laboratory-confirmed COVID-19, unvaccinated and vaccinated individuals who received three (booster) or four doses (additional booster) of COVID-19 vaccines, August 11, 2021, through August 18, 2022*

Characteristic	No.	Col.%	COVID-19		Unvaccinated		Primary vaccination series + booster dose			
			No.	Row%	No.	Row%	First booster		Second booster	
							No.	Row%	No.	Row%
Total	3,754,785	100.0	401,121	10.7	757,726	20.2	305,861	8.1	2,623,802	69.9
Sex										
Female	2,188,038	58.0	259,505	12.0	361,108	16.5	179,354	8.2	1,608,708	73.5
Male	1,566,747	42.0	141,616	9.0	396,618	25.3	126,507	8.1	1,015,094	64.8
Cohort location										
Arica	45,796	1.2	6,809	15.0	12,203	26.7	3,019	6.6	29,852	65.2
Tarapacá	62,515	1.7	5,650	9.0	18,168	29.1	4,355	7.0	39,130	62.6
Antofagasta	99,523	2.7	7,718	7.8	25,468	25.6	6,653	6.7	66,037	66.4
Atacama	59,408	1.6	7,268	12.0	11,565	19.5	4,583	7.7	42,367	71.3
Coquimbo	173,457	4.6	18,978	11.0	32,102	18.5	13,630	7.9	124,606	71.8
Valparaíso	434,271	12.0	46,028	11.0	93,877	21.6	35,777	8.2	296,251	68.2
Metropolitana	1,367,308	36.0	129,822	9.5	304,314	22.3	96,159	7.0	946,353	69.2
LB O'Higgins	210,852	5.6	19,187	9.1	32,769	15.5	17,256	8.2	156,822	74.4
Maule	249,203	6.6	33,636	13.0	39,533	15.9	21,612	8.7	183,284	73.6
Ñuble	129,216	3.4	17,942	14.0	16,588	12.8	11,742	9.1	98,463	76.2
Biobío	359,018	9.6	41,534	12.0	52,439	14.6	30,831	8.6	269,623	75.1
Araucanía	230,569	6.1	29,028	13.0	47,930	20.8	24,138	10.5	152,587	66.2
Los Ríos	85,879	2.3	10,760	13.0	17,231	20.1	8,484	9.9	58,464	68.1
Los Lagos	191,621	5.1	19,011	9.9	42,400	22.1	22,963	12.0	120,503	62.9
Aysén	20,407	0.5	3,020	15.0	4,100	20.1	2,002	9.8	13,970	68.5
Magallanes	35,742	1.0	4,730	13.0	7,039	19.7	2,657	7.4	25,490	71.3
Age group										
20-29	290,877	7.7	43,471	15.0	147,632	50.8	16,574	5.7	124,462	42.8
30-39	378,950	10.0	57,451	15.0	175,679	46.4	21,991	5.8	178,109	47.0
40-49	362,335	9.6	49,520	14.0	123,358	34.1	20,316	5.6	216,088	59.6
50-59	572,417	15.0	67,016	12.0	103,081	18.0	35,526	6.2	429,326	75.0
60-69	1,051,931	28.0	95,104	9.0	76,780	7.3	80,732	7.7	880,181	83.7
70-79	724,506	19.0	57,528	7.9	51,925	7.2	68,026	9.4	587,503	81.1
80 or more	336,301	9.0	28,191	8.4	47,756	14.2	61,715	18.4	203,279	60.5
Comorbidities										
None	1,919,374	51.0	201,901	11.0	600,004	31.3	126,474	6.6	1,168,596	60.9

≥ 1	1,835,411	49.0	199,220	11.0	157,722	8.6	179,387	9.8	1,455,206	79.3
Nationality										
Chilean	3,548,923	95.0	392,654	11.0	605,160	17.1	299,611	8.4	2,579,106	72.7
Non-Chilean	205,862	5.5	8,467	4.1	152,566	74.1	6,250	3.0	44,696	21.7

Notes. *COVID-19 denotes coronavirus disease 2019. The Ministry of Health launched a COVID-19 vaccine first booster campaign in August 11, 2021, and a second booster campaign on February 14, 2022, prioritizing individuals with older age, immunocompromised, and those with comorbidities, including chronic kidney disease, diabetes, cardiovascular disease (hypertension, myocardial infarction), stroke, chronic obstructive pulmonary disease, hematological disease (lymphoma, leukemia, myeloma), autoimmune disease (rheumatoid arthritis, juvenile idiopathic arthritis, systemic lupus erythematosus), HIV, and Alzheimer's and other dementias. Our study cohort included adults aged 20 years or older affiliated to the Fondo Nacional de Salud (FONASA), Chile's national public health insurance program.

Supplementary Material Table 2. Characteristics of the study cohort of adults aged 20 years or older affiliated to FONASA, with laboratory-confirmed COVID-19, unvaccinated and vaccinated individuals who received a BNT162b2 primary series plus a homologous booster (3mRNA) and an additional mRNA booster (fourth dose), August 11, 2021, through August 18, 2022*

Characteristic	No.	Col.%	COVID-19		Unvaccinated		Primary vaccination series + booster dose			
			No.	Row%	No.	Row%	First booster		Second booster	
							No.	Row%	No.	Row%
Total	1,020,835	100.0	93,846	9.2	757,726	74.2	22,872	2.2	237,062	23.2
Sex										
Female	545,593	53.0	59,837	11.0	361,108	66.2	14,851	2.7	167,753	30.8
Male	475,242	47.0	34,009	7.2	396,618	83.5	8,021	1.7	69,309	14.6
Cohort location										
Arica	18,951	1.9	2,672	14.0	12,203	64.4	469	2.5	6,213	32.8
Tarapacá	26,160	2.6	1,640	6.3	18,168	69.5	659	2.5	7,224	27.6
Antofagasta	38,123	3.7	2,722	7.1	25,468	66.8	883	2.3	11,658	30.6
Atacama	18,214	1.8	2,249	12.0	11,565	63.5	544	3.0	6,030	33.1
Coquimbo	54,071	5.3	6,779	13.0	32,102	59.4	1,838	3.4	19,847	36.7
Valparaíso	116,467	11.0	10,285	8.8	93,877	80.6	2,211	1.9	20,090	17.3
Metropolitana	367,390	36.0	23,514	6.4	304,314	82.8	5,212	1.4	57,087	15.5
LB O'Higgins	49,578	4.9	5,102	10.0	32,769	66.1	1,135	2.3	15,507	31.3
Maule	57,196	5.6	7,320	13.0	39,533	69.1	1,653	2.9	15,790	27.6
Ñuble	28,357	2.8	4,686	17.0	16,588	58.5	858	3.0	10,813	38.1
Biobío	83,982	8.2	9,660	12.0	52,439	62.4	2,488	3.0	28,771	34.3
Araucanía	63,625	6.2	7,154	11.0	47,930	75.3	1,646	2.6	13,827	21.7
Los Ríos	24,645	2.4	2,660	11.0	17,231	69.9	785	3.2	6,494	26.4
Los Lagos	57,294	5.6	5,283	9.2	42,400	74.0	1,993	3.5	12,622	22.0
Aysén	7,223	0.7	1,127	16.0	4,100	56.8	298	4.1	2,791	38.6
Magallanes	9,559	0.9	993	10.0	7,039	73.6	200	2.1	2,298	24.0
Age group										
20-29	173,190	17.0	17,972	10.0	147,632	85.2	2,407	1.4	22,868	13.2
30-39	223,971	22.0	23,082	10.0	175,679	78.4	4,427	2.0	43,305	19.3
40-49	175,781	17.0	17,705	10.0	123,358	70.2	4,029	2.3	47,936	27.3
50-59	205,860	20.0	19,384	9.4	103,081	50.1	7,407	3.6	94,493	45.9
60-69	104,497	10.0	6,738	6.4	76,780	73.5	3,222	3.1	23,968	22.9
70-79	55,622	5.4	3,035	5.5	51,925	93.4	799	1.4	2,653	4.8
80 or more	49,219	4.8	3,705	7.5	47,756	97.0	420	0.9	837	1.7
Comorbidities										
None	756,380	74.0	62,624	8.3	600,004	79.3	13,101	1.7	141,479	18.7
≥ 1	264,455	26.0	31,222	12.0	157,722	59.6	9,771	3.7	95,583	36.1

Nationality

Chilean	861,707	84.0	90,485	11.0	605,160	70.2	22,191	2.6	231,401	26.9
Non-Chilean	159,128	16.0	3,361	2.1	152,566	95.9	681	0.4	5,661	3.6

Notes. *COVID-19 denotes coronavirus disease 2019. The Ministry of Health launched a COVID-19 vaccine first booster campaign in August 11, 2021, and a second booster campaign on February 14, 2022, prioritizing individuals with older age, immunocompromised, and those with comorbidities, including chronic kidney disease, diabetes, cardiovascular disease (hypertension, myocardial infarction), stroke, chronic obstructive pulmonary disease, hematological disease (lymphoma, leukemia, myeloma), autoimmune disease (rheumatoid arthritis, juvenile idiopathic arthritis, systemic lupus erythematosus), HIV, and Alzheimer's and other dementias. Our study cohort included adults aged 20 years or older affiliated with the Fondo Nacional de Salud (FONASA), Chile's national public health insurance program.

Supplementary Material Table 3. Characteristics of the study cohort of adults aged 20 years or older affiliated to FONASA, with laboratory-confirmed COVID-19, unvaccinated and vaccinated individuals who received an inactivated SARS-CoV-2 vaccine Sinovac primary series plus a heterologous mRNA booster (CC+mRNA) and an additional mRNA booster (fourth dose), August 11, 2021, through August 18, 2022*

Characteristic	No.	Col.%	COVID-19		Unvaccinated		Primary vaccination series + booster dose			
			No.	Row%	No.	Row%	First booster		Second booster	
							No.	Row%	No.	Row%
Total	1,837,534	100.0	203,574	11.1	757,726	41.2	174,465	9.5	841,122	45.8
Sex										
Female	1,051,890	57.0	135,035	13.0	361,108	34.3	104,195	9.9	549,600	52.3
Male	785,644	43.0	68,539	8.7	396,618	50.5	70,270	8.9	291,522	37.1
Cohort location										
Arica	25,527	1.4	3,226	13.0	12,203	47.8	1,796	7.0	10,872	42.6
Tarapacá	35,481	1.9	3,199	9.0	18,168	51.2	2,498	7.0	14,062	39.6
Antofagasta	50,168	2.7	3,466	6.9	25,468	50.8	3,655	7.3	19,794	39.5
Atacama	29,341	1.6	3,526	12.0	11,565	39.4	2,776	9.5	14,182	48.3
Coquimbo	79,957	4.4	8,772	11.0	32,102	40.2	7,405	9.3	37,615	47.0
Valparaíso	218,714	12.0	24,235	11.0	93,877	42.9	19,676	9.0	97,084	44.4
Metropolitana	650,575	35.0	62,066	9.5	304,314	46.8	52,508	8.1	274,048	42.1
LB O'Higgins	98,558	5.4	9,197	9.3	32,769	33.3	10,649	10.8	51,302	52.1
Maule	118,720	6.5	17,619	15.0	39,533	33.3	13,398	11.3	61,235	51.6
Ñuble	60,091	3.3	8,723	15.0	16,588	27.6	7,352	12.2	33,826	56.3
Biobío	171,795	9.3	21,692	13.0	52,439	30.5	18,887	11.0	94,628	55.1
Araucanía	117,098	6.4	15,840	14.0	47,930	40.9	13,174	11.3	50,302	43.0
Los Ríos	46,146	2.5	6,391	14.0	17,231	37.3	4,914	10.7	22,436	48.6
Los Lagos	104,237	5.7	11,406	11.0	42,400	40.7	12,859	12.3	43,502	41.7
Aysén	12,157	0.7	1,752	14.0	4,100	33.7	1,297	10.7	6,459	53.1
Magallanes	18,969	1.0	2,464	13.0	7,039	37.1	1,621	8.5	9,775	51.5
Age group										
20-29	264,666	14.0	36,901	14.0	147,632	55.8	14,055	5.3	101,053	38.2
30-39	329,594	18.0	45,857	14.0	175,679	53.3	17,396	5.3	133,908	40.6
40-49	307,546	17.0	38,950	13.0	123,358	40.1	16,058	5.2	166,015	54.0
50-59	294,152	16.0	31,134	11.0	103,081	35.0	20,266	6.9	167,200	56.8
60-69	265,330	14.0	21,099	8.0	76,780	28.9	40,677	15.3	134,162	50.6
70-79	194,195	11.0	14,650	7.5	51,925	26.7	34,671	17.9	90,792	46.8
80 or more	145,789	7.9	12,292	8.4	47,756	32.8	30,530	20.9	44,158	30.3
Comorbidities										
None	1,158,371	63.0	123,534	11.0	600,004	51.8	77,459	6.7	458,404	39.6
≥ 1	679,163	37.0	80,040	12.0	157,722	23.2	97,006	14.3	382,718	56.4

Nationality

Chilean	1,658,844	90.0	197,864	12.0	605,160	36.5	170,566	10.3	821,027	49.5
Non-Chilean	178,690	9.7	5,710	3.2	152,566	85.4	3,899	2.2	20,095	11.3

Notes. *COVID-19 denotes coronavirus disease 2019. The Ministry of Health launched a COVID-19 vaccine first booster campaign in August 11, 2021, and a second booster campaign on February 14, 2022, prioritizing individuals with older age, immunocompromised, and those with comorbidities, including chronic kidney disease, diabetes, cardiovascular disease (hypertension, myocardial infarction), stroke, chronic obstructive pulmonary disease, hematological disease (lymphoma, leukemia, myeloma), autoimmune disease (rheumatoid arthritis, juvenile idiopathic arthritis, systemic lupus erythematosus), HIV, and Alzheimer's and other dementias. Our study cohort included adults aged 20 years or older affiliated with the Fondo Nacional de Salud (FONASA), Chile's national public health insurance program.

Supplementary Material Table 4. Characteristics of the study cohort of adults aged 20 years or older affiliated to FONASA, with laboratory-confirmed COVID-19, unvaccinated and vaccinated individuals who received an inactivated SARS-CoV-2 vaccine Sinovac primary series plus a homologous booster (CCC) and an additional mRNA booster (fourth dose), August 11, 2021, through August 18, 2022*

Characteristic	No.	Col.%	COVID-19		Unvaccinated		Primary vaccination series + booster dose			
			No.	Row%	No.	Row%	First booster		Second booster	
							No.	Row%	No.	Row%
Total	975,150	100.0	74,867	7.7	757,726	77.7	16,038	1.6	137,165	14.1
Sex										
Female	491,062	50.0	41,152	8.4	361,108	73.5	9,498	1.9	83,469	17.0
Male	484,088	50.0	33,715	7.0	396,618	81.9	6,540	1.4	53,696	11.1
Cohort location										
Arica	13,347	1.4	1,062	8.0	12,203	91.4	100	0.7	388	2.9
Tarapacá	21,065	2.2	1,176	5.6	18,168	86.3	187	0.9	1,957	9.3
Antofagasta	29,004	3.0	1,274	4.4	25,468	87.8	178	0.6	2,107	7.3
Atacama	12,536	1.3	1,059	8.4	11,565	92.3	18	0.1	135	1.1
Coquimbo	36,431	3.7	2,980	8.2	32,102	88.1	164	0.5	1,330	3.7
Valparaíso	115,671	12.0	8,834	7.6	93,877	81.2	1,380	1.2	12,337	10.7
Metropolitana	396,899	41.0	25,783	6.5	304,314	76.7	6,808	1.7	66,072	16.7
LB O'Higgins	44,569	4.6	3,070	6.9	32,769	73.5	653	1.5	7,309	16.4
Maule	52,388	5.4	5,570	11.0	39,533	75.5	783	1.5	7,518	14.4
Ñuble	24,361	2.5	2,571	11.0	16,588	68.1	566	2.3	4,882	20.0
Biobío	73,401	7.5	7,261	9.9	52,439	71.4	1,710	2.3	13,411	18.3
Araucanía	60,915	6.2	5,739	9.4	47,930	78.7	1,035	1.7	6,258	10.3
Los Ríos	22,690	2.3	2,375	10.0	17,231	75.9	531	2.3	3,363	14.8
Los Lagos	57,849	5.9	4,778	8.3	42,400	73.3	1,678	2.9	8,295	14.3
Aysén	4,661	0.5	514	11.0	4,100	88.0	28	0.6	232	5.0
Magallanes	9,363	1.0	821	8.8	7,039	75.2	219	2.3	1,571	16.8
Age group										
20-29	150,010	15.0	12,126	8.1	147,632	98.4	45	0.0	407	0.3
30-39	179,051	18.0	12,520	7.0	175,679	98.1	104	0.1	657	0.4
40-49	126,729	13.0	8,203	6.5	123,358	97.3	125	0.1	1,131	0.9
50-59	120,598	12.0	8,885	7.4	103,081	85.5	868	0.7	13,044	10.8
60-69	148,144	15.0	12,301	8.3	76,780	51.8	3,669	2.5	53,984	36.4
70-79	117,960	12.0	9,728	8.2	51,925	44.0	4,794	4.1	44,434	37.7
80 or more	101,023	10.0	9,011	8.9	47,756	47.3	6,428	6.4	23,494	23.3
Comorbidities										
None	661,498	68.0	40,842	6.2	600,004	90.7	3,543	0.5	35,447	5.4
≥ 1	313,652	32.0	34,025	11.0	157,722	50.3	12,495	4.0	101,718	32.4

Nationality

Chilean	819,034	84.0	72,234	8.8	605,160	73.9	15,869	1.9	135,914	16.6
Non-Chilean	156,116	16.0	2,633	1.7	152,566	97.7	169	0.1	1,251	0.8

Notes. *COVID-19 denotes coronavirus disease 2019. The Ministry of Health launched a COVID-19 vaccine first booster campaign in August 11, 2021, and a second booster campaign on February 14, 2022, prioritizing individuals with older age, immunocompromised, and those with comorbidities, including chronic kidney disease, diabetes, cardiovascular disease (hypertension, myocardial infarction), stroke, chronic obstructive pulmonary disease, hematological disease (lymphoma, leukemia, myeloma), autoimmune disease (rheumatoid arthritis, juvenile idiopathic arthritis, systemic lupus erythematosus), HIV, and Alzheimer's and other dementias. Our study cohort included adults aged 20 years or older affiliated with the Fondo Nacional de Salud (FONASA), Chile's national public health insurance program.

Supplementary Material Table 5. Characteristics of the study cohort of adults aged 20 years or older affiliated to FONASA, with laboratory-confirmed COVID-19, unvaccinated and vaccinated individuals who received an inactivated SARS-CoV-2 vaccine Sinovac primary series plus a heterologous viral-vectored ChAdOx1 booster (CCA) and an additional mRNA booster (fourth dose), August 11, 2021, through August 18, 2022*

Characteristic	No.	Col.%	COVID-19		Unvaccinated		Primary vaccination series + booster dose			
			No.	Row%	No.	Row%	First booster		Second booster	
							No.	Row%	No.	Row%
Total	2,307,795	100.0	190,413	8.3	757,726	32.8	91,424	4.0	1,394,424	60.4
Sex										
Female	1,248,187	54.0	108,873	8.7	361,108	28.9	50,199	4.0	799,893	64.1
Male	1,059,608	46.0	81,540	7.7	396,618	37.4	41,225	3.9	594,531	56.1
Cohort location										
Arica	25,717	1.1	2,705	11.0	12,203	47.5	640	2.5	12,218	47.5
Tarapacá	35,330	1.5	2,332	6.6	18,168	51.4	1,003	2.8	15,406	43.6
Antofagasta	61,050	2.6	3,293	5.4	25,468	41.7	1,920	3.1	32,411	53.1
Atacama	34,927	1.5	3,336	9.6	11,565	33.1	1,231	3.5	21,313	61.0
Coquimbo	104,881	4.5	8,564	8.2	32,102	30.6	4,190	4.0	65,754	62.7
Valparaíso	277,631	12.0	23,151	8.3	93,877	33.8	12,401	4.5	163,276	58.8
Metropolitana	903,611	39.0	68,027	7.5	304,314	33.7	31,230	3.5	548,362	60.7
LB O'Higgins	120,556	5.2	7,985	6.6	32,769	27.2	4,768	4.0	79,181	65.7
Maule	148,286	6.4	15,687	11.0	39,533	26.7	5,691	3.8	98,508	66.4
Ñuble	70,699	3.1	7,230	10.0	16,588	23.5	2,936	4.2	48,850	69.1
Biobío	194,864	8.4	18,200	9.3	52,439	26.9	7,630	3.9	128,954	66.2
Araucanía	143,993	6.2	13,899	9.7	47,930	33.3	8,222	5.7	82,149	57.1
Los Ríos	47,122	2.0	4,658	9.9	17,231	36.6	2,203	4.7	26,123	55.4
Los Lagos	110,156	4.8	8,363	7.6	42,400	38.5	6,373	5.8	55,907	50.8
Aysén	9,259	0.4	990	11.0	4,100	44.3	376	4.1	4,482	48.4
Magallanes	19,713	0.9	1,993	10.0	7,039	35.7	610	3.1	11,530	58.5
Age group										
20-29	149,580	6.5	11,994	8.0	147,632	98.7	1	0.0	21	0.0
30-39	178,323	7.7	12,318	6.9	175,679	98.5	-	-	33	0.0
40-49	126,215	5.5	8,035	6.4	123,358	97.7	37	0.0	705	0.6
50-59	266,597	12.0	27,169	10.0	103,081	38.7	6,845	2.6	153,066	57.4
60-69	785,242	34.0	69,103	8.8	76,780	9.8	32,919	4.2	661,832	84.3
70-79	541,493	23.0	41,268	7.6	51,925	9.6	27,509	5.1	445,252	82.2
80 or more	228,728	9.9	18,435	8.1	47,756	20.9	24,113	10.5	133,514	58.4
Comorbidities										
None	1,182,133	51.0	81,794	6.9	600,004	50.8	31,925	2.7	527,700	44.6
≥ 1	1,125,662	49.0	108,619	9.6	157,722	14.0	59,499	5.3	866,724	77.0

Nationality

Chilean	2,134,038	92.0	186,280	8.7	605,160	28.4	89,971	4.2	1,376,816	64.5
Non-Chilean	173,757	7.5	4,133	2.4	152,566	87.8	1,453	0.8	17,608	10.1

Notes. *COVID-19 denotes coronavirus disease 2019. The Ministry of Health launched a COVID-19 vaccine first booster campaign in August 11, 2021, and a second booster campaign on February 14, 2022, prioritizing individuals with older age, immunocompromised, and those with comorbidities, including chronic kidney disease, diabetes, cardiovascular disease (hypertension, myocardial infarction), stroke, chronic obstructive pulmonary disease, hematological disease (lymphoma, leukemia, myeloma), autoimmune disease (rheumatoid arthritis, juvenile idiopathic arthritis, systemic lupus erythematosus), HIV, and Alzheimer's and other dementias. Our study cohort included adults aged 20 years or older affiliated with the Fondo Nacional de Salud (FONASA), Chile's national public health insurance program.

Supplementary Material Table 6. Weekly effectiveness against ICU admissions of mRNA-based second vaccine boosters for individuals with four different three-dose background regimes: (i) BNT162b2 primary series plus a homologous booster, a CoronaVac primary series plus (ii) mRNA booster, (iii) homologous booster, or (iv) ChAdOx-1 booster, compared to unvaccinated individuals among adults aged 20 years and older, March 7, 2022, through August 15, 2022*

Report date	Overall		3mRNA+mRNA		CC+mRNA+mRNA		CCC+mRNA		CCA+mRNA	
	VE (%)	95% CI	VE (%)	95% CI	VE (%)	95% CI	VE (%)	95% CI	VE (%)	95% CI
March 7	96.8	(86.8-99.2)	100		100.0		88.0	(13.6-98.3)	95.6	(81.9-99)
March 14	94.1	(88.3-97.0)	100		93.0	(49.6-99.0)	93.6	(53.6-99.1)	94.7	(87.7-97.7)
March 21	96.3	(92.9-98.1)	100		92.0	(66.6-98.0)	95.0	(64.0-99.3)	96.9	(92.9-98.7)
March 28	95.9	(92.9-97.6)	100		90.0	(68.6-96.9)	92.2	(68.1-98.1)	96.3	(92.7-98.1)
April 4	95.7	(93.1-97.3)	100		87.0	(67.2-94.6)	92.9	(71.2-98.3)	96.4	(93.2-98.1)
April 11	95.5	(93.1-97.1)	100		83.0	(63.6-92.2)	93.7	(74.5-98.5)	96.1	(93.0-97.8)
April 18	96.0	(93.8-97.4)	100		85.0	(67.4-93.0)	91.2	(72.2-97.2)	96.5	(93.7-98.0)
April 25	96.0	(94.0-97.4)	100		86.0	(69.4-93.4)	88.7	(69.3-95.8)	96.6	(94.0-98.1)
May 2	95.7	(93.6-97.1)	100		86.0	(70.4-93.6)	89.6	(71.8-96.2)	96.3	(93.6-97.8)
May 9	95.5	(93.5-96.9)	100		88.0	(73.3-94.2)	85.2	(66.3-93.5)	95.7	(92.9-97.3)
May 16	94.9	(92.8-96.4)	100		88.0	(74.6-94.5)	85.9	(67.8-93.8)	95.0	(92.2-96.8)
May 23	94.5	(92.4-96.0)	100		84.0	(69.9-91.8)	87.2	(70.9-94.4)	94.2	(91.2-96.2)
May 30	94.2	(92.1-95.7)	85.5	(0.0-98.0)	85.0	(71.9-91.9)	88.7	(74.2-95.0)	93.5	(90.5-95.5)
June 6	93.1	(91.0-94.7)	70.8	(5.6-91.0)	84.0	(72.0-90.8)	82.5	(67.5-90.6)	92.4	(89.4-94.6)
June 13	92.3	(90.2-93.9)	74.2	(28.4-90.7)	80.0	(68.8-87.5)	77.7	(62.5-86.8)	92.1	(89.2-94.2)
June 20	91.8	(89.8-93.4)	75.9	(39.8-90.3)	80.0	(69.4-86.8)	75.9	(61.0-85.1)	91.4	(88.6-93.6)
June 27	90.8	(88.7-92.5)	75.8	(44.0-89.5)	78.0	(68.2-85.3)	78.6	(65.4-86.7)	89.8	(86.7-92.2)
July 4	90.7	(88.8-92.3)	77.2	(50.4-89.5)	78.0	(68.2-84.4)	78.0	(65.2-86.0)	89.7	(86.7-92.0)
July 11	89.7	(87.7-91.4)	79.9	(56.4-90.7)	78.0	(68.6-84.1)	74.8	(61.5-83.5)	87.9	(84.8-90.4)
July 18	89.3	(87.3-91.0)	75.8	(51.8-87.8)	78.0	(69.0-84.1)	72.9	(59.4-81.9)	87.1	(83.9-89.7)

July 25	88.5	(86.4-90.2)	72.4	(48.3-85.3)	77.0	(68.3-83.4)	74.3	(61.9-82.7)	86.0	(82.6-88.7)
August 01	88.5	(86.4-90.2)	74.2	(53.0-85.9)	77.0	(69.1-83.3)	74.4	(62.5-82.5)	86.3	(83.1-88.9)
August 08	88.3	(86.3-90.0)	75.0	(55.4-86.0)	77.0	(68.7-82.6)	75.0	(63.4-82.9)	86.7	(83.6-89.2)
August 15	88.2	(86.2-89.9)	74.2	(54.8-85.2)	77.0	(69.7-83.0)	74.2	(54.8-85.2)	86.3	(83.2-88.8)

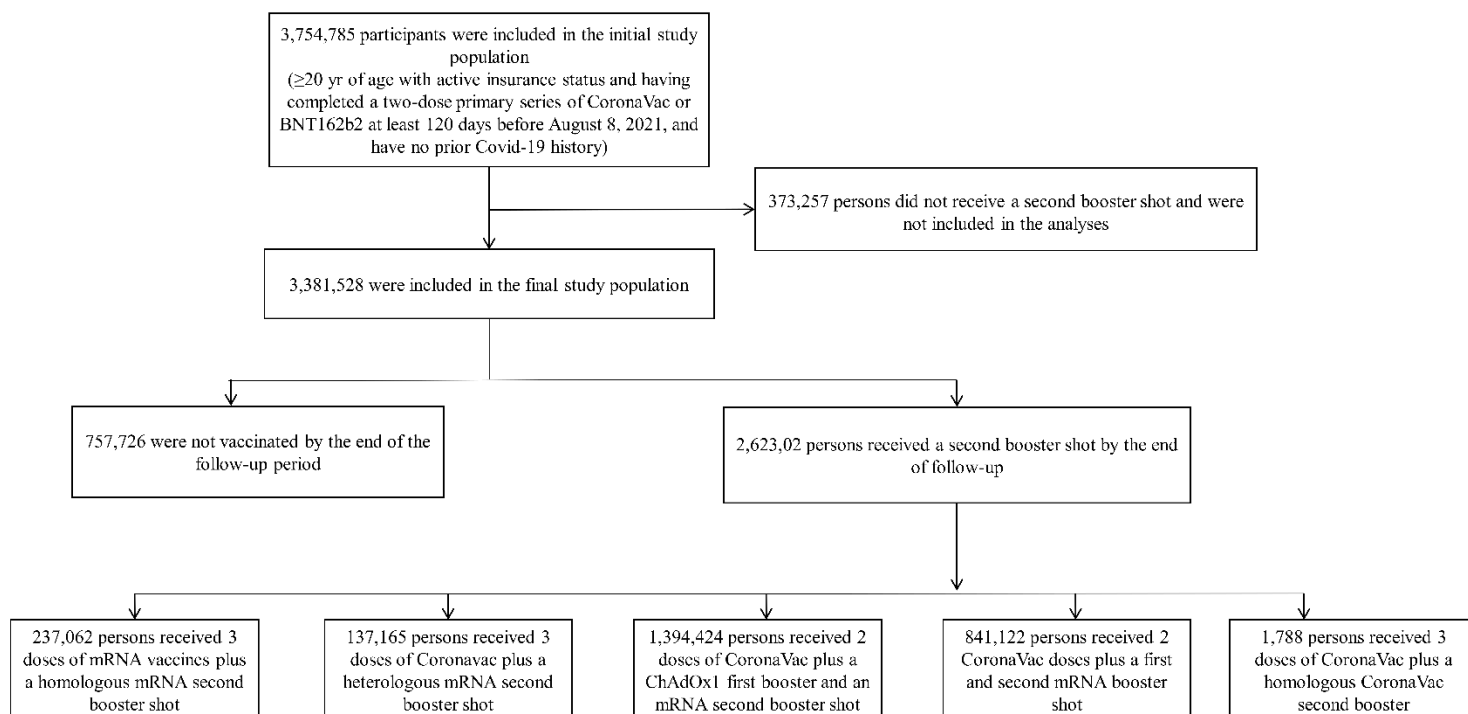
*COVID-19 denotes coronavirus disease 2019. The Ministry of Health launched a COVID-19 vaccine first booster campaign in August 11, 2021, and a second booster campaign on February 14, 2022. The table shows the estimated vaccine effectiveness of mRNA-based second vaccine boosters for individuals with four different three-dose background regimes: i) BNT162b2 primary series plus a homologous booster (3mRNA), a CoronaVac primary series plus (ii) mRNA booster (CC+mRNA), iii) homologous booster (CCC), or (iv) ChAdOx-1 booster (CCA), compared to unvaccinated individuals. Estimates were adjusted for time-varying vaccination exposure and clinical, demographic, and socioeconomic confounders at baseline (Supplementary Material Tables 1-5).

Supplementary Material Table 7. Weekly effectiveness against confirmed death of mRNA-based second vaccine boosters for individuals with four different three-dose background regimes: (i) BNT162b2 primary series plus a homologous booster, a CoronaVac primary series plus (ii) mRNA booster, (iii) homologous booster, or (iv) ChAdOx-1 booster, compared to unvaccinated individuals among adults aged 20 years and older, March 7, 2022, through August 15, 2022*

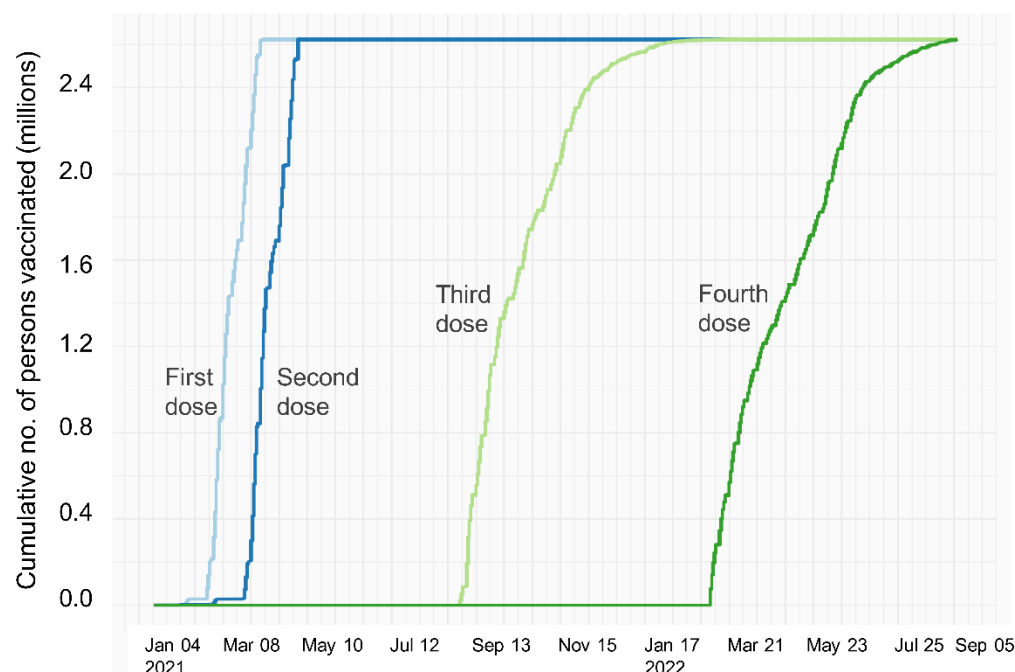
Report date	Overall		3mRNA+mRNA		CC+mRNA+mRNA		CCC+mRNA		CCA+mRNA	
	VE (%)	95% CI	VE (%)	95% CI	VE (%)	95% CI	VE (%)	95% CI	VE (%)	95% CI
March 7	96.5	(93.0-98.3)	100.0		95.0	(64.3-99.3)	79.6	(17.2-95.0)	96.5	(91.3-98.6)
March 14	96.6	(94.6-97.9)	100.0		98.0	(86.3-99.7)	89.4	(66.7-96.6)	96.2	(93.4-97.8)
March 21	96.9	(95.4-97.9)	100.0		98.0	(90.1-99.4)	93.6	(80.1-98.0)	96.5	(94.4-97.8)
March 28	96.7	(95.3-97.7)	100.0		97.0	(91.1-99.1)	93.8	(83.2-97.7)	96.5	(94.7-97.6)
April 4	96.5	(95.3-97.4)	100.0		96.0	(90.6-98.4)	91.3	(81.6-95.9)	96.4	(94.8-97.5)
April 11	96.6	(95.5-97.5)	100.0		97.0	(91.6-98.6)	92.4	(83.8-96.4)	96.5	(95.0-97.5)
April 18	96.6	(95.5-97.5)	100.0		96.0	(91.3-98.3)	92.9	(85.0-96.7)	96.4	(95.0-97.4)
April 25	96.4	(95.3-97.3)	100.0		95.0	(90.2-97.6)	90.6	(82.3-95.0)	96.4	(95.0-97.4)
May 2	96.2	(95.1-97.1)	100.0		95.0	(90.5-97.7)	90.0	(81.8-94.5)	96.2	(94.8-97.2)
May 9	95.8	(94.7-96.7)	100.0		96.0	(91.2-97.8)	89.1	(80.9-93.7)	95.7	(94.3-96.8)
May 16	95.5	(94.4-96.4)	100.0		95.0	(90.9-97.6)	88.8	(80.9-93.5)	95.2	(93.7-96.4)
May 23	95.2	(94.1-96.1)	100.0		94.0	(89.2-96.4)	88.2	(80.4-92.8)	95.0	(93.5-96.1)
May 30	95.0	(93.9-95.9)	100.0		93.0	(87.9-95.5)	87.7	(80.2-92.4)	94.8	(93.3-95.9)
June 6	94.1	(92.9-95.0)	100.0		90.0	(84.8-93.1)	84.8	(77.1-89.9)	94.0	(92.5-95.2)
June 13	93.4	(92.3-94.4)	100.0		87.0	(82.0-90.8)	85.1	(78.0-90.0)	93.2	(91.7-94.5)
June 20	92.9	(91.8-93.9)	100.0		86.0	(81.0-89.5)	82.8	(75.8-87.8)	92.8	(91.3-94.1)
June 27	92.5	(91.4-93.4)	100.0	(73.3-96.3)	86.0	(81.8-89.6)	81.0	(74.0-86.0)	92.2	(90.7-93.5)
July 4	92.1	(91.0-93.0)	90.1	(76.0-95.9)	84.0	(79.8-87.6)	81.4	(75.0-86.1)	91.9	(90.5-93.2)
July 11	91.5	(90.4-92.4)	90.1	(75.7-95.2)	83.0	(79.3-86.8)	80.1	(74.0-84.8)	91.5	(90.0-92.7)
July 18	91.0	(89.9-92.0)	89.2	(75.7-94.6)	83.0	(78.7-86.1)	78.2	(72.0-83.1)	91.0	(89.6-92.3)

July 25	90.6	(89.6-91.6)	88.6	(74.2-93.2)	82.0	(77.9-85.3)	78.5	(72.5-83.2)	90.6	(89.1-91.8)
August 01	90.5	(89.5-91.5)	86.7	(75.8-93.6)	81.0	(77.0-84.4)	79.3	(73.6-83.7)	90.7	(89.3-91.9)
August 08	90.6	(89.5-91.5)	87.6	(76.1-93.7)	81.0	(77.3-84.4)	79.7	(74.1-84.0)	90.9	(89.5-92.1)
August 15	90.5	(89.4-91.4)	87.7	(69.7-83.0)	81.0	(76.8-84.0)	79.3	(73.8-83.7)	90.8	(89.4-92.0)

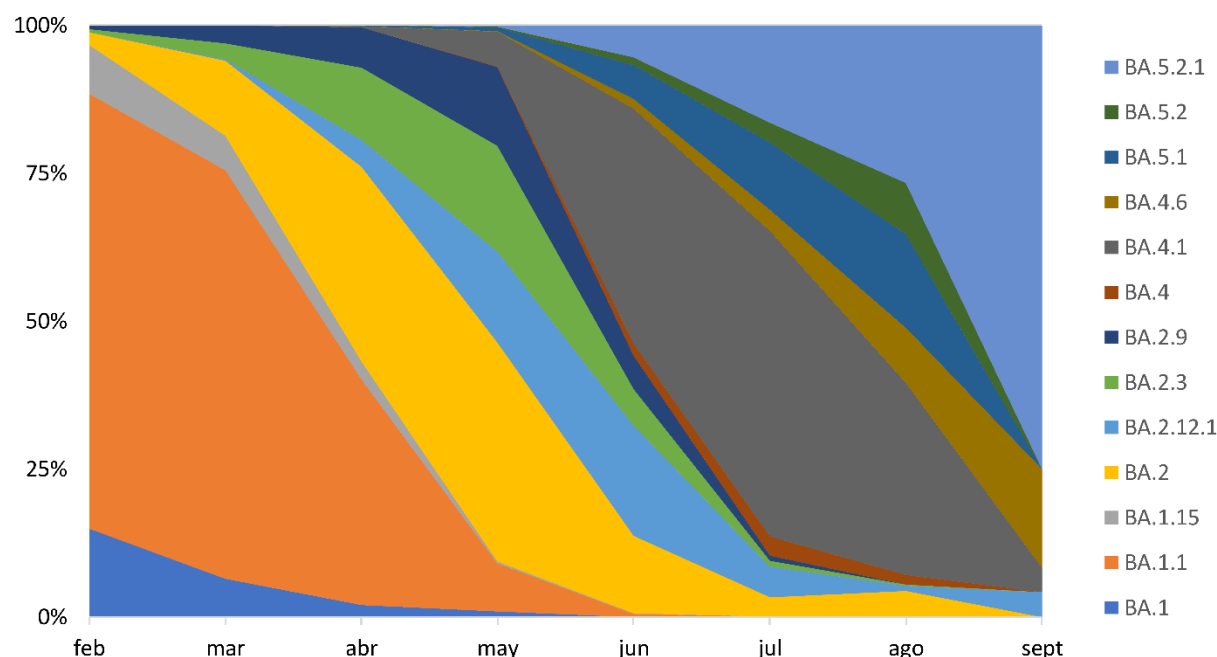
*COVID-19 denotes coronavirus disease 2019. The Ministry of Health launched a COVID-19 vaccine first booster campaign in August 11, 2021, and a second booster campaign on February 14, 2022. The table shows the estimated vaccine effectiveness of mRNA-based second vaccine boosters for individuals with four different three-dose background regimes: i) BNT162b2 primary series plus a homologous booster (3mRNA), a CoronaVac primary series plus (ii) mRNA booster (CC+mRNA), iii) homologous booster (CCC), or (iv) ChAdOx-1 booster (CCA), compared to unvaccinated individuals. Estimates were adjusted for time-varying vaccination exposure and clinical, demographic, and socioeconomic confounders at baseline (Supplementary Material Tables 1-5).



Supplementary Material Fig.1. Study participants and cohort eligibility. Participants were adults aged ≥ 20 years affiliated with the Fondo Nacional de Salud (FONASA), the public national healthcare system in Chile, who completed a Coronavac or BNT162b2's two-dose primary series at least 120 days before the beginning of the follow-up on August 11, 2021, when the first-booster campaign was launched and unvaccinated individuals. We excluded individuals with probable or confirmed COVID-19 according to reverse-transcription polymerase-chain-reaction assay for SARS-CoV-2 or antigen test reported before February 15, 2022. Note that 1,788 persons received three doses of CoronaVac plus a homologous CoronaVac second booster. We did not include the latter in the study due to the small sample size.



Supplementary Material Fig.2. Vaccination rollout for adults aged 20 years and older who received a primary COVID-19 vaccination schedule and two booster doses. The Ministry of Health launched a COVID-19 vaccine first booster campaign on August 11, 2021, and the second booster on February 14, 2022. Our study cohort included adults aged 20 years or older affiliated with the Fondo Nacional de Salud (FONASA), Chile's national public health insurance program.



Supplementary Material Fig.3. Distribution of the predominant SARS-CoV-2 lineages in Chile between February and September, 2022, based on data shared on the GISAID platform. A total of 12,578 SARS-CoV genomes were available at the GISAID EpiCov repository. The Ministry of Health monitors respiratory viruses, including SARS-CoV-2, using genomic surveillance in sentinel centers. Surveillance efforts related to the pandemic include sequencing a non-probabilistic sample of SARS-CoV-2 RT-PCR positive samples retrieved from travelers entering the country, severe COVID-19 cases, and community surveillance. During the study period, Omicron was the only variant of concern observed. The dynamics of the sub-lineages followed consecutive waves of BA.1, BA.2, BA.2.12.1, BA.4, and BA.5.