

1 Incidence and Risk Factors of Immediate Hypersensitivity Reactions and 2 Immunisation Stress-related Responses with COVID-19 mRNA Vaccine

3 4 **Authors**

5 Kazuo Imai,^{1-3*} Fumika Tanaka,^{1,4} Shuichi Kawano,^{1,2} Kotoba Esaki,¹⁻³ Junko Arakawa,¹⁻³ Takashi
6 Nishiyama,^{1,4} Soichiro Seno,^{1,4} Kosuke Hatanaka,^{1,4} Takao Sugiura,^{1,4} Yu Kodama,^{1,4} Seigo
7 Yamada,^{1,4} Shinichiro Iwamoto,^{1,4} Shigeto Takesima,^{1,4} Nobujiro Abe,¹⁻³ Chikako Kamae,^{1,5}
8 Shigeaki Aono,^{1,2} Toshimitsu Ito,^{1,2} Tetsuo Yamamoto,^{1,3} and Yasunori Mizuguchi^{1,6}

9 10 **Affiliations**

11 ¹Self-Defense Forces Tokyo Large-scale Vaccination Centre, Tokyo, Japan

12 ²Self-Defense Forces Central Hospital, Department of Internal Medicine, Tokyo, Japan

13 ³Japan Ground Self-Defense Force, NBC Countermeasure Medical Unit, Tokyo, Japan

14 ⁴Self-Defense Forces Central Hospital, Department of Emergency Medicine, Tokyo, Japan

15 ⁵Japan Ground Self-Defense Force, Eastern Army Medical Unit, Tokyo, Japan

16 ⁶Self-Defense Forces Central Hospital, Department of Urology, Tokyo, Japan

17 18 ***Corresponding author**

19 Kazuo Imai, M.D.

20 Self-Defense Forces Central Hospital, Department of Internal Medicine, 1-2-24, Ikejiri,

21 Setagaya-ku, Tokyo, Japan

22 Tel: 03-3411-0151, E-mail: k_imai@saitama-med.ac.jp

23 24 **Conflict-of-interest statement**

25 The authors have nothing to disclose.

26 **Abstract**

27 **Background:** With the implementation of mass vaccination campaigns against COVID-19, the
28 safety of vaccine needs to be evaluated.

29 **Objective:** We aimed to assess the incidence and risk factors for immediate hypersensitivity
30 reactions (IHSR) and immunisation stress-related responses (ISRR) with the Moderna COVID-19
31 vaccine.

32 **Methods:** This nested case-control study included recipients who received the Moderna vaccine at a
33 mass vaccination centre, Japan. Recipients with IHSR and ISRR were designated as cases 1 and 2,
34 respectively. Controls 1 and 2 were selected from recipients without IHSR or ISRR and matched
35 (1:4) with cases 1 and cases 2, respectively. Conditional logistic regression analysis was used to
36 identify risk factors associated with IHSR and ISRR.

37 **Results:** Of the 614,151 vaccine recipients who received 1,201,688 vaccine doses, 306 recipients
38 (cases 1) and 2,478 recipients (cases 2) showed 318 events of IHSR and 2,558 events of ISRR,
39 respectively. The incidence rates per million doses were estimated as – IHSR: 266 cases, ISRR:
40 2,129 cases, anaphylaxis: 2 cases, and vasovagal syncope: 72 cases. Risk factors associated with
41 IHSR included female, asthma, atopic dermatitis, thyroid diseases, and history of allergy; for ISRR,
42 they were younger age, female, asthma, thyroid diseases, mental disorders, and a history of allergy
43 and vasovagal reflex.

44 **Conclusion:** In the mass vaccination settings, the Moderna vaccine can be used safely owing to the
45 low incidence rates of IHSR and anaphylaxis. However, providers should beware of the occurrence
46 of ISRR. Risk factor identification may contribute to the stratification of high-risk recipients for
47 IHSR and ISRR.

48

49

50

51 **Introduction**

52 Mass vaccination campaigns for COVID-19 are being implemented worldwide to overcome the
53 ongoing global pandemic caused by SARS-CoV-2. A standardised two-dose regimen of the
54 Pfizer-BioNTech¹ and Moderna² mRNA vaccines provided a high level of protection against
55 COVID-19 and are widely used. To evaluate the safety of the mRNA vaccine, the acute and
56 long-term adverse events following immunisation (AEFI) are being actively investigated by
57 government agencies and the scientific community.

58 AEFI is grouped into five categories – vaccine product-related reaction containing
59 immediate hypersensitivity reactions (IHSR), vaccine quality defect-related reaction, immunisation
60 error-related reaction, immunisation stress-related responses (ISRR), and coincidental event.³
61 Investigations into AEFI which occur immediately after the injection, especially IHSR and ISRR,
62 are particularly important to evaluate the safety of mass vaccine administration. Hitherto, the rate of
63 anaphylaxis, which is an acute life-threatening and serious IHSR, to Pfizer-BioNTech and Moderna
64 mRNA vaccines has been reported to be extremely low (2· 5-23· 9 cases per million doses);⁴⁻⁶
65 female gender and history of allergy were reported as prominent risk factors.^{6,7} In terms of ISRR, a
66 high incidence rate of vasovagal syncope after receiving the COVID-19 vaccine (8·2 per 100,000
67 doses) has been reported, especially in females, adolescents, people with a mental disorder, or a
68 history of vasovagal syncope.⁸

69 However, the majority of existing reports⁴⁻⁸ analysed a database of passive surveillance
70 systems, such as the Vaccine Adverse Event Report System (VAERS)⁹ in the US. Because of
71 well-documented limitations of passive surveillance systems, such as high inconsistencies in the
72 report quality, and underreporting or biased reporting,¹⁰ previous studies mainly focused on the
73 incidence rate and risk factors for anaphylaxis⁴⁻⁷ or vasovagal syncope⁸ as indicators of vaccine
74 safety. However, there exists a knowledge gap regarding the incidence and risk factors for
75 non-serious IHSR (e.g., skin, cardiac, gastrointestinal and respiratory symptoms except for

76 anaphylaxis) and ISRR (e.g., symptoms and signs due to vasovagal reflex, panic attack and
77 functional neurological disorders) that occur frequently and are crucial for clinicians who work in
78 mass vaccination centres. Therefore, it is necessary to understand the detailed clinical characteristics
79 of recipients with non-serious IHSR and ISRR to establish a safe mass vaccination system, and to
80 identify the people who are at high risk for developing IHSR and ISRR.

81 At the Self-Defense Forces Tokyo Large-scale Vaccination Centre, Japan, a total of
82 1,201,688 Moderna COVID-19 vaccines have been administered between May 24 and Sep 24,
83 2021, and active surveillance of AEFI was conducted. We also performed a detailed analysis of the
84 clinical profile of all recipients both with and without IHSR and ISRR who received the Moderna
85 COVID-19 vaccine to identify the incidence and risk factors of IHSR and ISRR.

86

87 **Materials and Methods**

88 *Study design and participants*

89 We conducted a nested case-control study at the Self-Defense Forces Tokyo Large-scale Vaccination
90 Centre in Japan. An overview of the vaccination centre organisation and standard operating
91 procedures of vaccine administration is shown in Supplementary methods 1. The adult vaccine
92 recipients (≥ 18 years old) who received the Moderna COVID-19 vaccine between May 24 and Sep
93 24, 2021, were enrolled in this study. AEFI, which occurred during the stay of the recipient at the
94 centre, was collected. Recipients who showed IHSR were designated as Case 1 and those who
95 developed ISRR were designated as Case 2 (Figure 1). In case the recipients showed the same type
96 of AEFI at both first and second doses, data for only the first dose were collected. If the recipient
97 experienced two different types of AEFI at both first and second doses, each dose was selected.
98 Vaccine recipients without AEFI were designated to controls. The period of vaccine administration
99 and the number of vaccinations received were considered as potential confounders. Thus, controls 1
100 and controls 2 were matched (1:4) with cases 1 and 2 (Figure 1), respectively, based on the period of

101 vaccine administration (May 24-June 23, June 24-July 23, July 24-Aug 23, and Aug 24-Sep 24) and
102 the number of vaccinations received (first dose and second dose).

103 Baseline clinical characteristics (age, sex, comorbidities of hypertension, dyslipidaemia,
104 diabetes, cardiovascular diseases, asthma, atopic dermatitis, thyroid diseases, malignancy and
105 mental disorders, and history of allergic episodes for drugs and foods, and vasovagal episode) were
106 collected using a pre-vaccination screening questionnaire for the COVID-19 vaccine distributed by
107 The Ministry of Health, Labor and Welfare, Japan¹¹ which was filled by the recipients before the
108 injection and collected at each dose. Data for the date of vaccination and the number of doses
109 received were collected using the in-house COVID-19 vaccine reservation and reception system
110 (MRSO Inc, Tokyo, Japan). Next, all relevant clinical findings (symptoms, signs, the timing of onset
111 of symptoms after the injection, medication received, if any, and the clinical outcome of requiring
112 transportation to the hospitals and death) of the vaccine recipients with an AEFI were collected via
113 medical records maintained in the first-aid rooms. During the study period, two trained physicians
114 (KI and KE) and an emergency physician (FT) reviewed medical records to classify an AEFI daily.

115 This study was reviewed and approved by the Institutional Review Board of the
116 Self-Defence Forces Central Hospital, Tokyo, Japan (Approval number: 03-006). Informed consent
117 was obtained from all participants in the form of opt-out.

118

119 *Definitions*

120 As defined by the World Health Organisation (WHO), ‘adverse event following immunisation
121 (AEFI)’ was described as “any untoward medical occurrence which follows immunisation and
122 which does not necessarily have a causal relationship with the use of the vaccine. The adverse event
123 may be any unfavourable or unintended sign, an abnormal laboratory finding, a symptom, or a
124 disease”.³ The standard criteria to classify AEFI are shown in Supplementary method 2.

125 Confirmatory anaphylaxis was diagnosed based on the Brighton Criteria.¹² Grade 3 hypertension

126 was defined as systolic blood pressure >180 mmHg and/or diastolic blood pressure >110 mmHg.¹³

127

128 *Statistical analysis*

129 We calculated the incidence rates and 95% confidence interval (CI) for AEFI using the number of
130 vaccine doses administered at a centre as the denominator. Categorical variables are presented as
131 frequency and percentage (%) and were compared using a chi-squared test or Fisher's exact test, as
132 appropriate.

133 As reported by the existing literature that age, sex, multiple comorbidities, and a history of
134 allergy or vasovagal reflex after vaccination increased the risk of IHSR to other drugs^{6,7,14-16} and
135 ISRR^{8,17}. Therefore, we also selected comparable characteristics – age, sex, the presence of
136 comorbidities (hypertension, diabetes, dyslipidaemia, cardiovascular diseases, asthma, atopic
137 dermatitis, thyroid diseases, malignancy, and mental disorders), and a history of allergy to drugs and
138 foods or a vasovagal reflex as variables of interest.

139 All variables that may be potentially associated with an increased risk of IHSR or ISRR as
140 observed by univariate analysis ($p < 0.10$) were further processed through multivariable models.
141 The final model was selected using backward stepwise conditional logistic regression to minimise
142 the Akaike information criterion (AIC). All models included age and sex and were adjusted by the
143 period of the vaccine administration and the number of vaccination doses. A two-sided p value of <
144 0.05 was considered statistically significant. Variables for which < 25% of the data were missing,
145 values were imputed with the use of multiple imputations by fully conditional specification using
146 mice package.¹⁸

147 Sensitivity analyses were performed to test the robustness of the results by changing the
148 definitions of IHSR and ISRR within the case. The case definition was gradually narrowed down to
149 eliminate possible misclassifications between IHSR and ISRR (case definition of IHSR-2 and 3 or
150 ISRR-2 and 3). Matched controls for each case of the IHSR and ISRR group were extracted from

151 controls 1 or controls 2, respectively (Supplementary figures 1 and 2). In sensitivity analyses, we
152 excluded recipients with missing data (complete case analysis). Case definitions and the number of
153 participants in each sensitivity analysis are shown in Supplementary tables 1-4. Final models
154 selected in the initial analysis were evaluated by new cases and their controls. Sample size
155 consideration is shown in Supplementary method 3. All statistical analyses were performed using R
156 software (v 4.0.2; R Foundation for Statistical Computing, Vienna, Austria;
157 <http://www.R-project.org/>).

158

159 **Results**

160 *Baseline characteristics of participants*

161 Between May 24 and Sep 24, 2021, 614,151 people received the Moderna vaccine at the study
162 centre (587,537 received both first and second doses, 24,242 received only a first dose and 2,372
163 received a second dose). A total of 1,201,688 vaccine doses (611,779 and 589,909 for a first dose
164 and a second dose, respectively) were administered at the study centre. During the study period,
165 3,014 instances of AEFI were observed in 2,913 recipients – a total of 101 recipients showed AEFI
166 twice, both at first and second doses. Based on the clinical symptoms and signs, 318 events of IHSR
167 were observed in 306 recipients (11%, cases 1) and 2,558 events of ISRR in 2,478 recipients (85%,
168 cases 2) (Figure 1). Among the 611,238 recipients without AEFI, 1,208 recipients were selected as
169 matched controls 1 for cases 1 and 9,940 recipients as control 2 for cases 2 (Figure 1). The baseline
170 characteristics of all participants were shown in Table 1.

171

172 *Risk factor analysis*

173 In the univariable analysis, we observed that recipients with ISRR were significantly younger ($p <$
174 0.001) than their controls (cases 2 vs controls 2), but no significant difference was found in the
175 IHSR group (cases 1 vs controls 1). The proportion of females were significantly higher ($p < 0.001$)

176 in recipients with both IHSR and ISRR than in their respective controls. The variables potentially
177 associated with the IHSR group included asthma, atopic dermatitis, thyroid diseases, history of
178 allergy to drugs and foods, and history of vasovagal reflex; those potentially associated with ISRR
179 group included hypertension, diabetes, asthma, atopic dermatitis, thyroid diseases, mental disorders,
180 history of allergy to drugs and foods, and history of vasovagal reflex ($p < 0.100$) (Table 1).

181 In the multivariable conditional logistic regression analysis, the variables significantly
182 associated with an increased risk of IHSR included female gender, asthma, atopic dermatitis, thyroid
183 diseases, and history of allergy to drugs and foods (Figure 2A), of which, history of allergy to drugs
184 (odds ratio, OR: 13.32 [95% CI: 7.57–23.44]) and foods (OR: 11.80 [95% CI: 7.04–19.80]) had the
185 strongest association for an increased risk of IHSR (Figure 2A). Similarly, in recipients who
186 developed ISRR, younger age (≤ 65 years), female gender, asthma, mental disorders, history of
187 allergy to drugs and foods, and history of vasovagal reflex were significantly associated with an
188 increased risk (Figure 2B). Younger the recipient's age, the greater the risk of developing ISRR.

189

190 *Sensitivity analysis*

191 According to the new case definition, 284 cases (IHSR-2) and 188 cases (IHSR-3) were selected
192 from the case 1 group and were compared to 1,136 and 752 matched-controls, respectively.
193 Likewise, 2,304 cases (ISRR-2) and 2,129 cases (ISRR-3) were selected from cases 2 to compare
194 with 9,208 and 8,516 matched controls selected from controls 2, respectively (Supplementary
195 figures 3 and 4). We observed that changing the case definitions of IHSR and ISRR did not change
196 the study findings, although the association of atopic dermatitis for an increased risk of IHSR did
197 not reach statistical significance as per the new case definition.

198

199 *Incidence rates of IHSR and ISRR*

200 Of the 318 IHSR events, two events were classified as anaphylaxis according to the Brighton

201 Criteria (one event at the first dose – level 2-2, and another at the second dose – level 3). Of the
202 2,558 IHSR events, 86 events of vasovagal syncope were observed. Overall, the incidence rate per
203 million doses of AEFI in the 1,201,688 vaccine doses administered was estimated as follows–
204 IHSR: 266 cases (95% CI; 236-295 cases), ISRR: 2,129 cases (95% CI; 2047-2212 cases),
205 anaphylaxis: 2 cases (95% CI; 0-2-6 cases), and vasovagal syncope: 72 cases (95% CI; 57-88 cases)
206 (Figure 3A and Supplementary table 5). The incidence rate of AEFI at the first dose, except for
207 anaphylaxis, was significantly higher than at the second dose ($p < 0.001$) (Supplementary table 5).

208

209 ***Symptoms and signs of vaccine recipients with IHSR and ISRR***

210 Vertigo, malaise, and numbness or loss of sensation in part of the body were the most common
211 clinical symptoms (Figure 3B and Supplementary tables 6 and 7). In the IHSR events, any types of
212 rash and pruritus were the most common symptoms. Syncope was observed in the ISRR events only,
213 and all of these cases were diagnosed with vasovagal syncope. Hypotension and bradycardia due to
214 vasovagal reflex were the most common vital sign abnormalities in the ISRR events, whereas grade
215 3 hypertension was the most common vital sign abnormality in the IHSR events.

216 Symptom onset within 15 minutes of the vaccination was recorded in 179 (56%) of 318
217 events of IHSR and 1,928 (75%) of 2,558 events of ISRR, whereas, in 294 (93%) of the 318 events
218 of IHSR and 2,450 (96%) of the 2,558 events of ISRR, the symptoms appeared within 30 minutes of
219 vaccination (Table 2). Epinephrine was used for seven events with a clinical diagnosis of severe
220 IHSR at the first-aid rooms. Erroneous administration of epinephrine for hypotension due to
221 vasovagal reflex was reported for two events in the ISRR events. A total of 75 events (3%) required
222 additional treatment in neighbouring hospitals. Twenty-seven events (9%) required additional
223 treatment at neighbouring hospitals in the IHSR event, whereas 48 events (2%) required additional
224 examination at neighbouring hospitals in the ISRR events including 14 events of persistent grade 3
225 hypertension and 17 events of neurological disorders (one or more symptoms of general weakness,

226 numbness, loss of sensation, and movement disorders). In the IHSR events, 287 events (90%) were
227 self-limiting requiring no medication or treatment.

228

229 **Discussion**

230 This single-centre nested case-control study provides an outline of the incidence rates and risk
231 factors for developing IHSR and ISRR among recipients of the Moderna COVID-19 vaccine in
232 Japan. We conducted active surveillance at our centre to document the clinical findings of all
233 recipients who developed an AEFI regardless of the severity. Notably, more than 80% of all
234 instances AEFI were classified as ISRR, instead of IHSR, and the incidence rates of both IHSR and
235 ISRR were significantly higher after the first dose compared to the second one, however, the overall
236 incidence of AEFI was very low at both first and second doses. By comparing clinical
237 characteristics between recipients with and without AEFI, we identified several risk factors
238 associated with the development of IHSR and ISRR.

239 We observed that the incidence rate of IHSR was very low, approximately 266 cases per
240 million doses (0.03%) of all recipients, at both first and second doses, which is significantly
241 different from the estimated incidence reported previously. Blumenthal et al. conducted a
242 questionnaire-based study and described that the incidence rate of IHSRs within three days after the
243 injection was 2.1% out of 64,900 health care employees who received their first dose of
244 Pfizer-BioNTech and Moderna COVID-19 mRNA vaccines.¹⁹ Contrarily, Myles and colleagues
245 conducted real-time surveillance by an allergist at a mass vaccination centre and reported an
246 incidence rate of 0.12% of IHSR among the 14,655 vaccine recipients.²⁰ Our results are in line with
247 those reported by Myles et al.,²⁰ Likewise, the anaphylaxis rate was also extremely low in our study
248 (2 cases per million doses), which is consistent with the existing data reports for the US and UK.⁴⁻⁶

249 The mechanisms of IHSR following the Moderna vaccine administration are not
250 completely clarified; however, PEG-2000 is the identified candidate allergen.²¹ Currently, only the

251 female gender and history of allergy are known factors associated with an increased risk of
252 anaphylaxis to mRNA vaccines. Shimabukuro et al. reported that anaphylaxis was more frequently
253 observed in females than males.⁶ Similarly, Desai et al. documented that people with a history of
254 allergy and anaphylaxis had a 2-7 times higher incidence of anaphylaxis following vaccination
255 compared to people without any history of allergy.⁷ Our findings were comparable to these studies
256 regarding the risk factors for IHSR. Additionally, we identified comorbidities (asthma, atopic
257 dermatitis, and thyroid diseases) that were associated with a greater risk of IHSR. Asthma and
258 atopic dermatitis are established risk factors for IHSR to several drugs.¹⁶ Thus, it seems that
259 populations with atopic dermatitis and asthma are predisposed to develop IHSR to drugs, including
260 mRNA vaccines, but not the response may not be specific to mRNA vaccine components, such as
261 PEG-2000. Thyroid diseases was also identified as a risk factor for IHSR to contrast media,¹⁵ but
262 not to other common drugs. Probably, people with thyroid diseases have a higher PEG-sensitisation
263 rate than the general population.

264 It is known that ISRR is caused by anxiety and fear about injection, needles, vaccine
265 components, adverse events, or pre-existing conditions.¹⁷ The incidence rate of ISRR in our study
266 was low but not enough to be ignored (2,129 cases per million doses: 0.21%). A notable finding was
267 the significantly high incidence rate of vasovagal syncope (72 cases per million doses), although
268 people who had a history of vasovagal reflex were screened and were administered the vaccine in a
269 lying position. Hause et al. also reported a high incidence of vasovagal syncope following the
270 J&J/Janssen COVID-19 vaccine, a viral vector vaccine, estimated at 8.2 per 100,000 doses in mass
271 vaccination centres in the US.⁸ Strikingly, the incidence rate of vasovagal syncope after COVID-19
272 vaccines was significantly higher than the influenza vaccine (0.05 per 100,000 doses),⁸ and similar
273 to that of the quadrivalent human papillomavirus vaccine (7.8 cases per 100,000 doses).²² In
274 addition, we found that several clinical symptoms and signs resulted from ISRR, especially, a type
275 of neurological symptoms, known as the functional neurological disorders (FND),²³ that were

276 difficult to assess as caused by psychological or organic factors in the setting of mass vaccination.
277 Indeed, 2% of recipients with ISRR were transported to hospitals, and one-third of these patients
278 showed neurological symptoms most likely due to FNDs, although more careful evaluations are
279 needed for the diagnosis. Further studies with active surveillance are needed for a better
280 understanding of the incidence of FNDs and to take appropriate mitigating measures at mass
281 vaccination centres.

282 For effective implementation of precautionary measures, it is important to first identify
283 individuals with a high risk of ISRR.¹⁷ In general, adolescence, female gender, mental disorders, and
284 history of vasovagal reflex were considered as the risk factors for ISRR.^{8,17} Our findings reaffirm
285 that these risk factors increase the chances of developing an ISRR after mRNA vaccines.
286 Additionally, specific comorbidities (asthma and thyroid diseases) and a history of allergy were
287 identified as additional risk factors of ISRR. There are several possibilities regarding these
288 associations. The presence of comorbidities and a history of allergy may provoke strong anxiety and
289 fear about the allergic adverse events and the effects of vaccination on comorbidities, especially
290 during the first dose. The present scenario that this mRNA vaccine is a novel type of vaccine for
291 infectious diseases may increase the associated fear and anxiety. Also, asthma²⁴ and thyroid
292 diseases²⁵ increase the risk of mental disorders by 1.5 times and 2.3-3.5 times, respectively, and
293 undiagnosed or underreported mental disorders may increase the risk of ISRR. Therefore, at mass
294 vaccination centres, providers should be aware that a greater proportion of recipients are
295 predisposed to ISRR after vaccination compared to the known high-risk cases.

296 Several symptoms, especially respiratory and gastrointestinal, are overlapped between IHSR
297 and ISRR. To check for potential misclassification between IHSR and ISRR, we performed
298 sensitivity analyses by narrowing the case definitions to reduce the effect of misclassification. The
299 risk factors for IHSR and ISRR were consistent in our sensitivity analysis even while using
300 narrowed case definitions, except for atopic dermatitis for IHSR with low prevalence, suggesting

301 there is little effect of misclassification.

302 There are several limitations to this study. First, a selection bias may limit the generalisability
303 of our findings. This study was conducted at a single centre and a single country. ISRR can be
304 affected by environmental factors of the vaccination centre and can occur in clusters or group
305 settings.²⁶ Therefore, the incidence rate of ISRR cannot be specified in a mass vaccination centre.
306 Second, the possibility of underestimation of the incidence rate of IHSR and ISRR cannot be denied.
307 The observation period after the administration of the vaccine was limited (mean observation time
308 was 20 minutes: Supplementary method 1) due to the study design. Third, the sample size of the
309 case with IHSR was smaller than planned due to the low incidence rate of IHSR in our study
310 (Supplementary method 2). Therefore, our sample size of IHSR may not have statistical power to
311 detect the factors that slightly increased the risk of IHSR with a low prevalence rate, such as atopic
312 dermatitis, in the sensitivity analysis. We suggest that multicentre and multinational studies may
313 complement the limitations of our study.

314

315 **Conclusion**

316 The incidence rate of IHSR and anaphylaxis in our single-centre study was very low, suggesting that
317 the Moderna COVID-19 vaccine can be used safely for mass vaccinations. However, healthcare
318 providers need to take appropriate measures to prevent and respond adequately to the development
319 of ISRR. The identified risk factors in the present study will be useful for the stratification of the
320 high-risk recipients regarding IHSR and ISRR and will contribute to understanding the mechanisms
321 of IHSR to mRNA vaccines.

322

323 **Declarations**

324 *Ethics approval and consent to participate*

325 This study was reviewed and approved by the Self-Defence Forces Central Hospital (Approval

326 number: 03-006). Informed consent was obtained in the form of opt-out.

327

328 ***Consent for publication***

329 Not applicable.

330

331 ***Availability of data and materials***

332 The datasets analysed during the current study are available from the corresponding author on
333 reasonable request.

334

335 ***Competing interests***

336 The authors report no conflict of interests relevant to the published work.

337

338 ***Role of the funding source***

339 This research did not receive any specific grant from funding agencies in the public, commercial, or
340 nonprofit sectors. The corresponding author had full access to all study-related data and has the final
341 responsibility regarding the decision to submit the study for publication.

342

343 ***Acknowledgments***

344 We thank all participants who worked at the Self-Defence Forces Tokyo Large-scale Vaccination
345 Centre, Japan for supporting the investigation and Mr. Shingo Tamaki at the Nagasaki University
346 School of Tropical Medicine and Global Health for their helpful advice with the statistical analysis.

347

348 ***Authors' contributions***

349 KI, study conceptualisation; FT, KE, TN, SS, KH, TS, YK, SY, SI and ST, investigation; KI, FT, and
350 KE, data curation; KI and KE, performing formal analysis; KI, SK, JA, NA, CK, and TY,

351 manuscript drafting; TN, SS, KH, TS, YK, SY, SI, ST, and SA, manuscript revision; TI and YM,
352 study supervision. All authors have read and approved the final manuscript.

353 **References**

- 354 1. Polack FP, Thomas SJ, Kitchin N, Absalon J, Gurtman A, Lockhart S, et al. Safety and
355 Efficacy of the BNT162b2 mRNA Covid-19 Vaccine. *N Engl J Med* 2020; **383**: 2603-15.
- 356 2. Baden LR, El Sahly HM, Essink B, Kotloff K, Frey S, Novak R, et al. Efficacy and Safety
357 of the mRNA-1273 SARS-CoV-2 Vaccine. *N Engl J Med* 2021; **384**: 403-16.
- 358 3. World Health Organization. Causality assessment of an adverse event following
359 immunization (AEFI): user manual for the revised WHO classification, 2nd ed., 2019 update.
360 <https://apps.who.int/iris/handle/10665/340802> (accessed Oct 25, 2021).
- 361 4. GOV.UK. Research and analysis Coronavirus vaccine - weekly summary of Yellow Card
362 reporting Updated 21 October 2021.
363 [https://www.gov.uk/government/publications/coronavirus-covid-19-vaccine-adverse-reactions/coron](https://www.gov.uk/government/publications/coronavirus-covid-19-vaccine-adverse-reactions/coronavirus-vaccine-summary-of-yellow-card-reporting)
364 [avirus-vaccine-summary-of-yellow-card-reporting](https://www.gov.uk/government/publications/coronavirus-covid-19-vaccine-adverse-reactions/coronavirus-vaccine-summary-of-yellow-card-reporting) (accessed Oct 25, 2021).
- 365 5. CDC COVID-19 Response Team; Food and Drug Administration. Allergic Reactions
366 Including Anaphylaxis After Receipt of the First Dose of Pfizer-BioNTech COVID-19 Vaccine -
367 United States, December 14-23, 2020. *MMWR Morb Mortal Wkly Rep* 2021; **70**: 46-51.
- 368 6. Shimabukuro TT, Cole M, Su JR. Reports of Anaphylaxis After Receipt of mRNA
369 COVID-19 Vaccines in the US-December 14, 2020-January 18, 2021. *JAMA* 2021; **325**: 1101-2.
- 370 7. Desai AP, Desai AP, Loomis GJ. Relationship between pre-existing allergies and
371 anaphylactic reactions post mRNA COVID-19 vaccine administration. *Vaccine* 2021; **39**: 4407-9.
- 372 8. Hause AM, Gee J, Johnson T, Jazwa A, Marquez P, Miller E, et al. Anxiety-Related
373 Adverse Event Clusters After Janssen COVID-19 Vaccination - Five U.S. Mass Vaccination Sites,
374 April 2021. *MMWR Morb Mortal Wkly* 2021; **70**:685-688.
- 375 9. Chen RT, Rastogi SC, Mullen JR, Hayes SW, Cochi SL, Donlon JA, et al. The Vaccine
376 Adverse Event Reporting System (VAERS). *Vaccine* 1994; **12**: 542-50.
- 377 10. Varricchio F, Iskander J, Destefano F, Ball R, Pless R, Braun MM, et al. Understanding

- 378 vaccine safety information from the Vaccine Adverse Event Reporting System. *Pediatr Infect Dis J*
379 2004; **23**: 287-94.
- 380 11. Ministry of Health, Labour and Welfare, Japan. Pre vaccination Screening Questionnaire for
381 COVID-19 vaccine. <https://www.mhlw.go.jp/content/000759454.pdf> (accessed Oct 25, 2021).
- 382 12. Rüggeberg JU, Gold MS, Bayas JM, Blum MD, Bonhoeffer J, Friedlander S, et al.
383 Anaphylaxis: case definition and guidelines for data collection, analysis, and presentation of
384 immunization safety data. *Vaccine* 2007; **25**: 5675-84.
- 385 13. Williams B, Mancia G, Spiering W, Agabiti Rosei E, Azizi M, Burnier M, et al. 2018
386 ESC/ESH Guidelines for the management of arterial hypertension: The Task Force for the
387 management of arterial hypertension of the European Society of Cardiology and the European
388 Society of Hypertension: The Task Force for the management of arterial hypertension of the
389 European Society of Cardiology and the European Society of Hypertension. *J Hypertension* 2018;
390 **36**: 1953-2041.
- 391 14. Warrington R, Silviu-Dan F. Drug allergy. *Allergy Asthma Clin Immunol.* 2011; **7**: S10.
- 392 15. Cha MJ, Kang DY, Lee W, Yoon SH, Choi YH, Byun JS, et al. Hypersensitivity Reactions
393 to Iodinated Contrast Media: A Multicenter Study of 196 081 Patients. *Radiology* 2019; **293**:
394 117-24.
- 395 16. Vervloet D, Durham S. Adverse reactions to drugs. *BMJ* 1998; **316**: 1511-4.
- 396 17. World Health Organization. Immunization stress-related responses. A manual for program
397 managers and health professionals to prevent, identify and respond to stress-related responses
398 following immunization. <https://apps.who.int/iris/rest/bitstreams/1264052/retrieve> (accessed Oct 25,
399 2021).
- 400 18. van Buuren S, Groothuis-Oudshoorn K. mice: Multivariate Imputation by Chained
401 Equations in R. *J Stat Softw* 2011; **45**: 1-67.
- 402 19. Blumenthal KG, Robinson LB, Camargo CA, Jr., Shenoy ES, Banerji A, Landman AB, et

403 al. Acute Allergic Reactions to mRNA COVID-19 Vaccines. *JAMA* 2021; **325**: 1562-5.

404 20. Myles IA, Vinciguerra JS, Premus RT. Specialist confirmed allergic reactions to COVID-19
405 mRNA vaccines at a mass vaccination site. *Vaccine* 2021; **39**: 4404-6.

406 21. Banerji A, Wickner PG, Saff R, Stone CA, Jr., Robinson LB, Long AA, et al. mRNA
407 Vaccines to Prevent COVID-19 Disease and Reported Allergic Reactions: Current Evidence and
408 Suggested Approach. *J Allergy Clin Immunol Pract* 2021; **9**: 1423-37.

409 22. Crawford NW, Clothier HJ, Elia S, Lazzaro T, Royle J, Buttery JP. Syncope and seizures
410 following human papillomavirus vaccination: a retrospective case series. *Med J Aust* 2011; **194**:
411 16-8.

412 23. Espay AJ, Aybek S, Carson A, Edwards MJ, Goldstein LH, Hallett M, et al. Current
413 Concepts in Diagnosis and Treatment of Functional Neurological Disorders. *JAMA Neurol* 2018; **75**:
414 1132-41.

415 24. Scott KM, Von Korff M, Ormel J, Zhang MY, Bruffaerts R, Alonso J, et al. Mental
416 disorders among adults with asthma: results from the World Mental Health Survey. *Gen Hosp*
417 *Psychiatry* 2007; **29**: 123-33.

418 25. Siegmann E-M, Müller HHO, Luecke C, Philipsen A, Kornhuber J, Grömer TW.
419 Association of Depression and Anxiety Disorders With Autoimmune Thyroiditis: A Systematic
420 Review and Meta-analysis. *JAMA Psychiatry* 2018; **75**: 577-84.

421 26. Suragh TA, Lamprianou S, MacDonald NE, Loharikar AR, Balakrishnan MR, Benes O, et
422 al. Cluster anxiety-related adverse events following immunization (AEFI): An assessment of reports
423 detected in social media and those identified using an online search engine. *Vaccine* 2018; **36**:
424 5949-54.

425

426

427 *Figure legends*

428 **Figure 1. Flow diagram of vaccine recipients at the mass vaccination centre.**

429 AEFI; adverse events following immunisation, IHSR; immediate hypersensitivity reactions and
430 ISRR; immunisation stress-related responses.

431

432 **Figure 2. Risk factors associated with immediate hypersensitivity reactions and immunisation**

433 **stress-related responses to the Moderna COVID-19 vaccine.** (A) Forest plot showing the odds

434 ratio for an increased risk of immediate hypersensitivity reactions and (B) immunisation

435 stress-related responses using multivariable analysis of conditional logistic regression analysis. Plots

436 and horizontal lines indicate estimated odds ratio and 95% confidence intervals, respectively.

437

438 **Figure 3. Incidence rates of adverse events following immunisation to Moderna COVID-19**

439 **vaccine.** (A) Bar plot showing the incidence rates of immediate hypersensitivity reactions (IHSR)

440 and immunisation stress-related responses (ISRR) and of (B) clinical symptoms and signs. The

441 incidence rates were estimated using vaccine doses administered as the denominator. Error bars

442 indicate 95% confidence intervals.

443

444

445

446 **Table 1. Baseline characteristics**

	Immediate hypersensitivity reactions			Immunisation stress-related responses		
	Cases 1	Controls 1	<i>p</i> value	Cases 2	Controls 2	<i>p</i> value
	N=306	N=1,224		N=2,478	N=9,912	
Demographic characteristic						
Age, years						
> 65 years	108 (35)	467 (38)	0.817	430 (20)	2344 (26)	<0.001
51-65 years	69 (23)	258 (21)		361 (13)	1913 (18)	
36-50 years	68 (22)	264 (22)		620 (26)	2815 (29)	
≤ 35 years	61 (20)	235 (19)		1067 (41)	2840 (27)	
Sex						
Male	63 (21)	692 (57)	<0.001	827 (33)	5475 (55)	<0.001
Female	243 (79)	532 (44)		1651 (67)	4437 (45)	
Comorbidities						
Hypertension	40 (13)	156 (13)	0.848	163 (7)	899 (9)	<0.001
Dyslipidaemia	17 (6)	58 (5)	0.552	89 (4)	406 (4)	0.303
Diabetes	12 (4)	59 (5)	0.647	55 (2)	351 (4)	0.002
Cardiovascular diseases	5 (2)	40 (3)	0.182	57 (2)	197 (2)	0.284
Asthma	24 (8)	17 (1)	<0.001	96 (4)	123 (1)	<0.001
Atopic dermatitis	5 (2)	3 (0)	0.010	21 (1)	36 (0)	0.002
Thyroid diseases	15 (5)	13 (1)	<0.001	50 (2)	89 (1)	<0.001
Malignancy	6 (2)	21 (2)	0.807	26 (1)	90 (1)	0.476
Mental disorders	7 (2)	20 (2)	0.463	113 (5)	127 (1)	<0.001
Missing data of comorbidities	4 (1)	0	..	33 (1)	0	..
History						
Allergic episodes for drugs	86 (28)	41 (3)	<0.001	320 (13)	303 (3)	<0.001
Allergic episodes for foods	80 (26)	33 (3)	<0.001	308 (12)	327 (3)	<0.001
Vasovagal episode	9 (3)	10 (1)	0.006	246 (10)	136 (1)	<0.001
Missing data of histories	6 (2)	0	..	45 (2)	10 (0)	..
Number of vaccine received						
First	207 (68)	828 (68)	1.000	1844 (74)	7376 (74)	1.000
Second	99 (32)	396 (32)		634 (26)	2536 (26)	
Period						
May 24-June 23	98 (32)	392 (32)	1.000	486 (20)	1944 (20)	1.000
June 24-July 23	58 (19)	232 (19)		323 (13)	1292 (13)	
July 24-Aug 23	89 (29)	356 (29)		1071 (43)	4284 (43)	
Aug 24-Sep 24	61 (19)	244 (20)		598 (24)	2392 (24)	

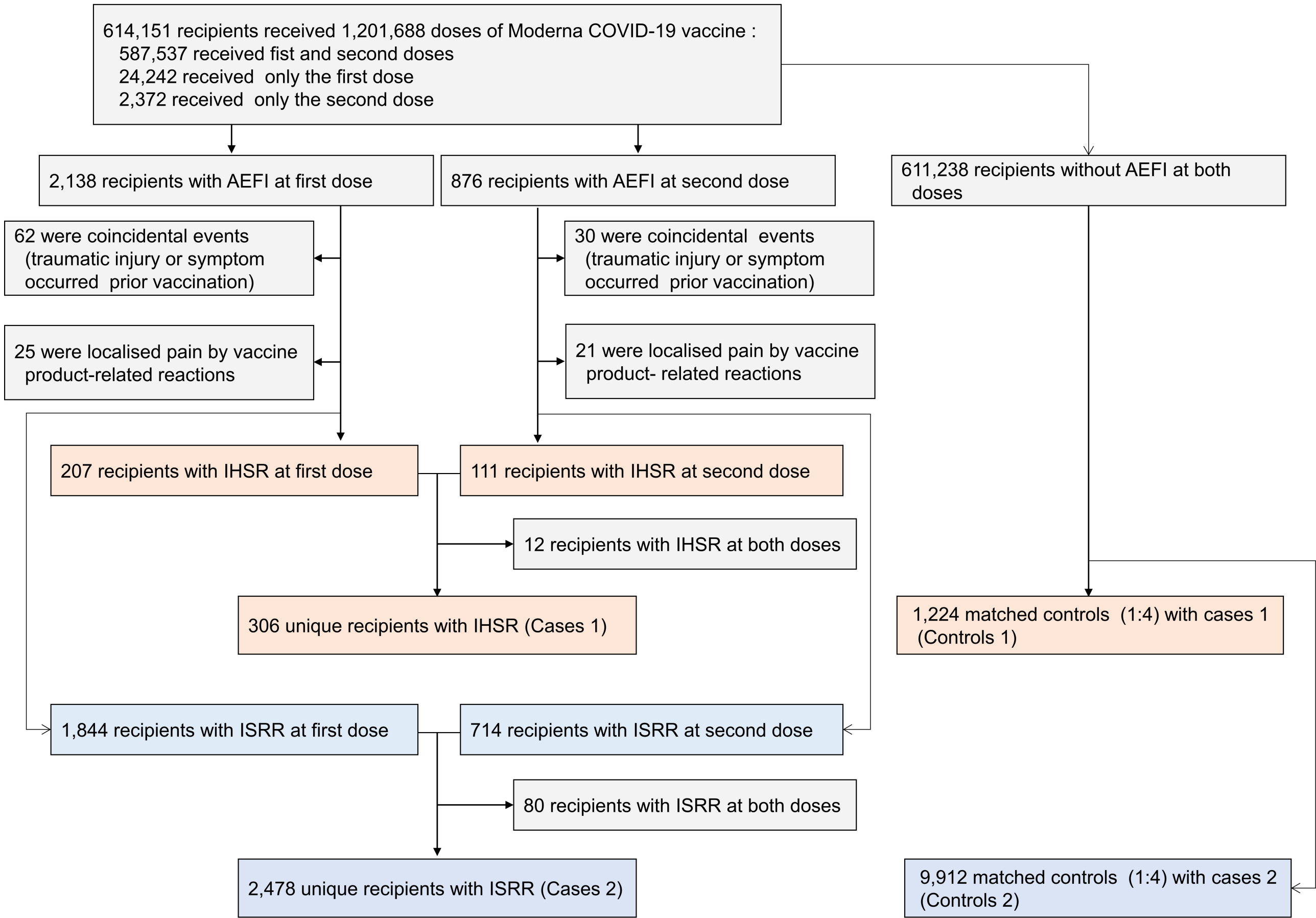
447 Data are n (%).

448 **Table 2. Descriptive characteristics of vaccine recipients with acute adverse events following**
 449 **immunisation**

	No. of total events N=2,876	No. of events of immediate hypersensitivity reactions N=318	No. of events of immunisation stress-related responses N=2,558
Onset of initial symptoms/signs			
≤15 min	2107 (73)	179 (56)	1928 (75)
≤30 min	2744 (95)	294 (93)	2450 (96)
>30 min	71 (3)	17 (5)	54 (2)
Missing	61	7	54
Medications at a centre			
Epinephrine	9 (0)	7 (2)	2 (0)
Antihistamine	3 (0)	3 (1)	0
Corticosteroid	1 (0)	1 (0)	0
Both of two	1 (0)	1 (0)	0
Outcome			
Transported to the hospitals	75 (3)	27 (9)	48 (2)
Recovered at a centre	2801 (97)	291 (92)	2510 (98)
Recovered with medication	6 (0)	4 (1)	2 (0)
Recovered without medication	2795 (97)	287 (90)	2508 (98)
Death	0	0	0

450 Data are n (%)

451



614,151 recipients received 1,201,688 doses of Moderna COVID-19 vaccine :
 587,537 received first and second doses
 24,242 received only the first dose
 2,372 received only the second dose

2,138 recipients with AEFI at first dose

876 recipients with AEFI at second dose

611,238 recipients without AEFI at both doses

62 were coincidental events
 (traumatic injury or symptom occurred prior vaccination)

30 were coincidental events
 (traumatic injury or symptom occurred prior vaccination)

25 were localised pain by vaccine product-related reactions

21 were localised pain by vaccine product-related reactions

207 recipients with IHSR at first dose

111 recipients with IHSR at second dose

12 recipients with IHSR at both doses

306 unique recipients with IHSR (Cases 1)

1,844 recipients with ISRR at first dose

714 recipients with ISRR at second dose

80 recipients with ISRR at both doses

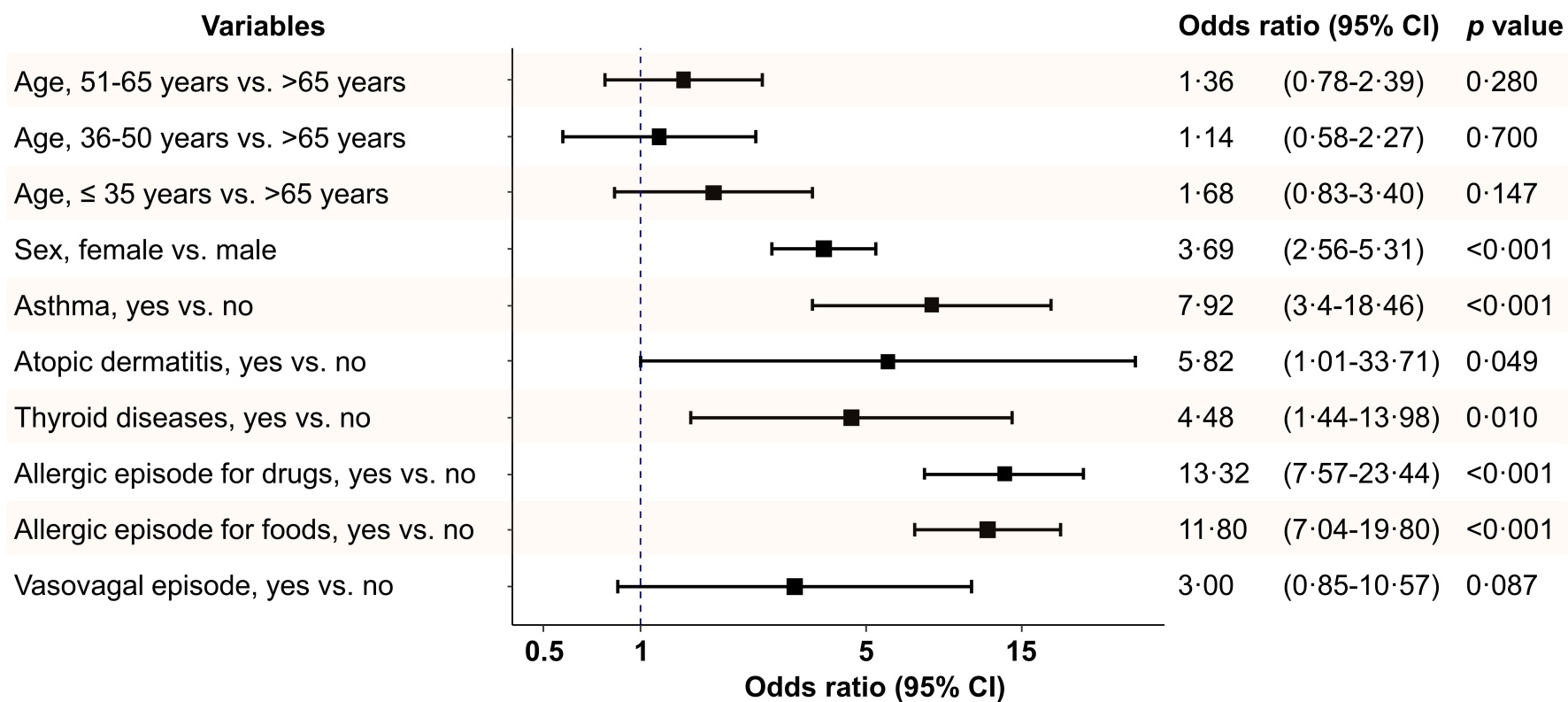
2,478 unique recipients with ISRR (Cases 2)

1,224 matched controls (1:4) with cases 1 (Controls 1)

9,912 matched controls (1:4) with cases 2 (Controls 2)

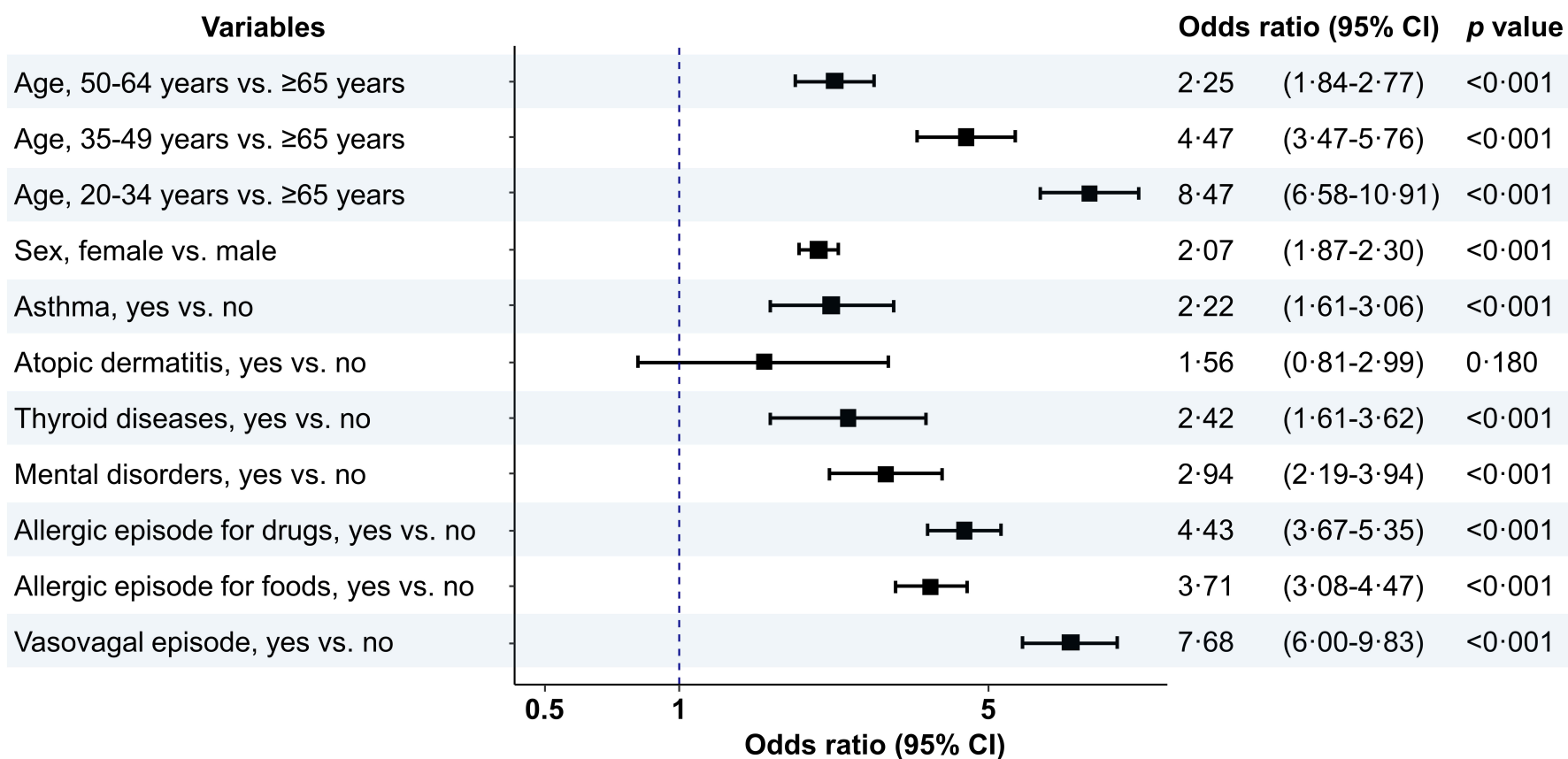
A

Immediate hypersensitivity reactions (n=306)

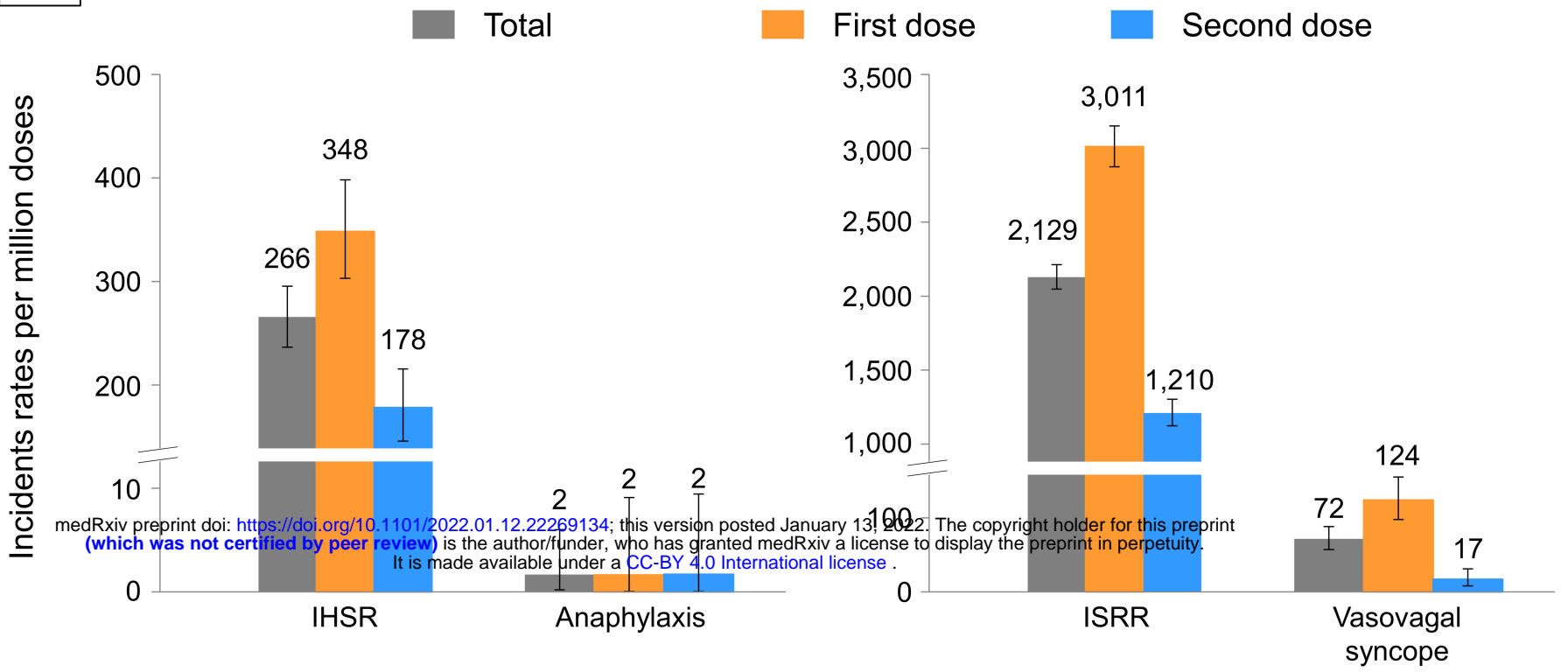


B

Immunisation stress-related responses (n=2,478)



A



B

