

# Effectiveness of the WHO-authorized Covid-19 Vaccines: a Rapid Review of Global Reports till June 30, 2021

Chang-Jie Cheng,<sup>a,b</sup> Chun-Yi Lu,<sup>c,d</sup> Ya-Hui Chang,<sup>e</sup> Yu Sun,<sup>a,b\*</sup> Hai-Jui Chu,<sup>a,b</sup>

Chun-Yu Lee,<sup>a,b</sup> Chang-Hsiu Liu,<sup>a</sup> Cheng-Huai Lin,<sup>a</sup> Chien-Jung Lu,<sup>a,b</sup> Chung-Yi

Li<sup>e,f,g\*</sup>

<sup>a</sup> Department of Neurology, En Chu Kong Hospital, New Taipei City, Taiwan

<sup>b</sup> Department of Neurology, National Taiwan University Hospital, Taipei, Taiwan

<sup>c</sup> Division of Pediatric Infectious Diseases, Department of Pediatrics, National Taiwan

University Hospital, Taipei, Taiwan;

<sup>d</sup> College of Medicine, National Taiwan University, Taipei, Taiwan

<sup>e</sup> Department of Public Health, College of Medicine, National Cheng Kung University,

Tainan, Taiwan

<sup>f</sup> Department of Public Health, College of Public Health, China Medical University,

Taichung, Taiwan

<sup>g</sup> Department of Healthcare Administration, College of Medical and Health Science,

Asia University, Taichung, Taiwan

**Running Title:** Effectiveness of Covid-19 Vaccine

**Word count:** 2836

\*Correspondence to Dr. Yu Sun

No.399, Fuxing Rd., Sanxia District, New Taipei City 23702, Taiwan.

Email: [sunyu.jj.lu@gmail.com](mailto:sunyu.jj.lu@gmail.com); Tel: +886-2-26723456 ext 6657

\*Also correspondence to Prof. Chung-Yi Li

E-mail: [cyli99@mail.ncku.edu.tw](mailto:cyli99@mail.ncku.edu.tw) ; Tel: 886-6-2353535 ext 5862

## **Abstract**

### **Objective:**

Large clinical trials have proved the efficacy of Covid-19 vaccine, and the number of literature about the effectiveness is rapidly growing in the first half of year after mass vaccination was administrated globally. This rapid review aims to provide evidence syntheses as a means to complement the current evidence on the vaccine effectiveness (VE) against various outcomes in real-world settings.

### **Methods:**

This review is conducted based on the updated guideline of PRISMA 2020. Databases (PubMed, EMBASE, and MedRxiv) were searched up to 30 June 2021, (PROSPERO ID: 266866). The studies that assessed the VE of the 6 WHO-authorized vaccines (BNT162b2, ChAdOx1, Ad26.COV2.S, mRNA-1273, BBIBP-CorV, and CoronaVac) were eligible to be included. Quality assessment was performed based on ROBINS-I by 2 independent reviewers.

### **Findings:**

A total of 39 studies were included, covering over 15 million of participants from 11 nations. Among the general population after 2 doses of vaccination, the VE against symptomatic SARS-CoV-2 infection was estimated at 89%–97%, 92% (95% CI, 78%–97%) and 94% (95% CI, 86%–97%) for BNT162b2, ChAdOx1 and mRNA-1273, respectively. As for the protective effects against B.1.617.2 related

symptomatic infection, the VE was 88% (95% CI, 85.3%–90.1%) by BNT162b2 and 67.0% (95% CI, 61.3%–71.8%) by ChAdOx1 after fully vaccination.

### **Conclusion:**

This review revealed a consistently high effectiveness of vaccines among the general population in real-world settings. Further studies are needed to provide the information on different races/ethnicity, the effects against SARS-CoV-2 variants, and the duration of protection with longer study time.

**Keywords:** Effectiveness; Covid-19; SARS-CoV-2 infection; Vaccine

## Introduction

Large randomized control trials have demonstrated efficacy against SARS-CoV-2 infection to be 70%, 94%, 95%, and 78% after two doses of ChAdOx1 (Oxford/AstraZeneca), mRNA-1273 (Moderna), BNT162b2 (BioNTech/Pfizer), and BBIBP-CorV (Sinopharm) vaccines, respectively.<sup>1-4</sup> Single-dose of Ad26.COV2.S (Johnson & Johnson) vaccine yielded an efficacy of 81.7% against severe-critical Covid-19 disease.<sup>5</sup> Based on the good results from clinical trials, Covid-19 vaccination programs have been extensively rolled out in many countries around the world. But over the first half-year since vaccine administration globally, most countries have fully vaccination rates less than 50%.<sup>6</sup> Billions of people in the world are eagerly waiting for the Covid-19 vaccines on one hand, and questioning about how well the vaccines work in the real world on the other hand. As relevant study reports being released successively, a wide range of vaccine effectiveness (VE) has been noticed. The estimated effectiveness after full vaccination could range from 50%<sup>7</sup> to 100%,<sup>8</sup> according to effectiveness studies of the 6 vaccines (BNT162b2, ChAdOx1, Ad26.COV2.S, mRNA-1273, BBIBP-CorV, CoronaVac [Sinovac]) which were listed on the World Health Organization (WHO) Emergency Use Listing as of June 2021.<sup>9</sup>

Given different efficacy was shown for vaccines developed with different platforms,<sup>1-4</sup> their effectiveness in the real world for different populations needs to be

confirmed. A Denmark study showed different VE in different age groups (77% for people  $\geq 85$  years of age vs. 86% for people  $\geq 65$  years), and different living/working environments (53% for long-term care facilities dwellers vs. 80% for healthcare workers).<sup>10</sup> Similarly, the VE may also be different among different countries or races. Attentions should also be paid when VE from different studies are compared as what outcomes were chosen in determining VE. A study on the residents of long-term care facilities in Spain showed the VE of mRNA vaccines was 70% against asymptomatic infection and 97% against death.<sup>11</sup> In addition, many SARS-CoV-2 variants have been evolving since the pandemic. B.1.1.7 (alpha), B.1.351 (beta), B.1.617.2 (delta), and P.1 (gamma) variants which are circulating in the whole world and are causing serious infections and mortality rate are classified as variants of concern (VOC) by WHO. The VE against these VOC needs to be explored from the literature.

This rapid review aims to assess the effectiveness of WHO-authorized Covid-19 vaccines, taking into account of aforementioned factors including country, characteristics of study population, study design, outcomes, and the analysis of involved VOC.

## **Methods**

### **Search strategy and selection criteria**

This rapid review is conducted based on the updated guideline of PRISMA 2020

statement and its recommended checklist.<sup>12, 13</sup> We have registered this review on PROSPERO (ID: 266866) on July 13, 2021. The eligibility criteria are reports evaluating the effectiveness of Covid-19 vaccines in populations aged  $\geq 16$  years. Additional inclusion criteria require that the sample size of the vaccinated population should be more than 1,000 to have sufficient event number. Two authors (CJC, YS) did the literature search from PubMed, EMBASE and medRxiv. The search terms in PubMed and EMBASE were “effectiveness”, “Covid-19 vaccine”, and publish time “2021”. Preprint articles from medRxiv were searched with the terms “effectiveness Covid-19 vaccine” or “effectiveness SARS-CoV-2 vaccine” in the titles or abstracts.

The article types we reviewed included original investigation, research letter, short communication, and correspondence articles. While screening the title and abstracts of the relevant articles in PubMed, similar researches with titles shown on the web page were also checked. We updated our search up to June 30, 2021. CJC and YS contributed to the titles and abstracts screening for relevance and reviewing of full-text articles against inclusion and exclusion criteria. We excluded the following researches: in vitro studies, animal studies, experimental clinical trials, systematic reviews or meta-analyses, diagnostic studies, methodological publications, editorial-style reviews, abstracts of posters, secondary analyses, studies with only immunogenicity data, safety reports or post-infection treatment, and articles with analyses only on very specific target population such as veterans, dentists, pregnant

women, and patients with malignancy or mental illness.

### **Quality assessment, data extraction and synthesis**

After identification of all relevant articles, quality assessment was performed based on ROBINS-I of Cochrane Handbook to assess the risk of bias. Each bias domain and overall risk of bias will be judged as “Low”, “Moderate”, “Serious”, or “Critical” risk of bias based on the check list on the ROBINS-I assessment chart. The extracted data included the following items: author, country, number of vaccinated and unvaccinated participants, study design, age and characteristic of participants, types of vaccine, outcomes, definition about minimal intervals between vaccination (first dose and second dose), and event measurement, involvement of SARS-CoV-2 VOC, and VE with confidence interval (CI) respectively after first dose and second dose of vaccine.

The formula for calculating VE is  $(1 - \text{hazard ratio for SARS-CoV-2 infection in vaccinated vs. unvaccinated participants}) \times 100\%$ . In studies that reported the incidence of infection, we calculated the incidence rate ratio (IRR) and convert it to unadjusted VE as  $(1 - \text{IRR in vaccinated vs. unvaccinated participants}) \times 100\%$ . The VE from a case-control study is calculated as  $(1 - \text{odds ratio}) \times 100\%$ . In case of insufficient data in an article, we contacted the authors to obtain the required information by email. We applied narrative synthesis to process the data from included studies. As the number of literatures of VE is constantly growing over our processing period, this review only included reports which are released before July 1,



2021. Distributions of the VE estimates derived from the included studies were further graphically presented by Box plots, according to study population, brand of vaccine, variant, number of dose, and outcome.

## Results

### Study selection and characteristics

Of 2369 searched articles (2085 from PubMed, 195 from EMBASE, and 89 preprints from MedRxiv), 2312 were excluded while screening on abstracts and titles. After a full-text review on the remaining 57 articles for eligibility, 39 studies<sup>8, 10, 11, 14-49</sup> that met the inclusion criteria were included in this rapid review (Fig. 1, Supplementary Table S1). Results of quality assessment of all the included studies were shown in Supplementary Table S2. Before July 1, 2021, 24 of 39 studies are published in peer-reviewed journals<sup>8, 11, 14-16, 18, 21, 23, 24, 27-30, 32, 33, 35, 36, 39-41, 46, 47, 49, 50</sup> while the rest 15 studies are posted online as preprint articles.<sup>10, 17, 19, 20, 22, 25, 26, 31, 34, 37, 38, 42, 43, 45, 48</sup> The characteristics of studies were shown in Supplementary Table S1, including country, study design, types of vaccines, outcomes, and SARS-CoV-2 variants involved in studies. The outcomes include all laboratory-confirmed SARS-CoV-2 infection, asymptomatic and symptomatic infection, hospitalization, critical disease, and death. As for evaluating the protective effects of the vaccine on SARS-CoV-2 variants, 5 studies mentioned the approximate prevalence of variants in the region of

study population,<sup>17, 18, 27, 33, 48</sup> and 11 studies calculated the number or percentage of cases with variants among all or sampled participants with a positive test of SARS-CoV-2 variants.<sup>19, 25, 30, 32, 35-37, 41, 42, 45, 47</sup> Only 3 studies evaluated the VE against specific VOC, in which one study from Qatar reported the VE against B.1.1.7 and B.1.351,<sup>8</sup> one research from Canada studied VE against B.1.1.7 and P.1,<sup>45</sup> and the other one study from the UK evaluated the VE against B.1.1.7 and B.1.617.2 (delta variant).<sup>19</sup>

## **Effectiveness after partial or fully vaccinated for various outcomes**

### *Overall SARS-CoV-2 infection across general and sub-populations*

The characteristics of studies and their VE estimates against overall SARS-CoV-2 infection among general and specific populations are shown in Table 1–3 and Fig. 2.

Among partially vaccinated general population, the VE varied among studies

(42%–78% by BNT162b2,<sup>22, 27, 30, 39, 41, 51, 52</sup> 67%–93% by mRNA-1273<sup>25, 30, 39</sup> and

61%–95% by ChAdOx1<sup>30, 31, 41</sup>). After full vaccination, the VE was all higher than

75% (77%–98% by BNT162b2,<sup>10, 22, 27, 30, 32, 39, 41</sup> 93%–99% by mRNA-1273,<sup>30, 39</sup>

79% by ChAdOx1,<sup>41</sup> 78% by Ad26.COV2.S with single-dose as full vaccination<sup>26</sup>).

The only exception was a low VE noted for CoronaVac (42%, 95% CI, 26.9%–53.3%)

in a Brazilian study of subjects aged  $\geq 70$ , with an 83% of P.1 variants prevalence

during study time (Table 1).<sup>42</sup> The VE among fully vaccinated healthcare workers was

80% or higher (80%–97% by BNT162b2<sup>10, 18, 21, 29, 33, 38, 46, 47</sup> and 82%–99% by mRNA-1273<sup>46, 47</sup>) (Table 2). Comparatively, VE estimates among residents of long-term care facilities were low (partial vaccinated: 21%–65% by BNT162b2,<sup>38, 44</sup> 68% [95% CI, 34%–85%] by ChAdOx1;<sup>44</sup> fully vaccinated: 53%–64% by BNT162b2<sup>10, 38</sup>). And the VE was also relatively low among subjects with comorbidity or chronic illness (one dose of ChAdOx1: 24% after  $\geq 21$  days, 50% after  $\geq 42$  days,<sup>17</sup> two doses of BNT162b2: 71% after  $\geq 7$  days<sup>10</sup>) (Table 3).

# *Asymptomatic infection, symptomatic infection, hospitalization, critical disease, and death*

The VE estimates against SARS-CoV-2 related various outcomes were shown in Table 1–3 and Fig.3–7. Among the general population in the UK, the VE against asymptomatic infection after fully vaccinated either with BNT162b2 (VE: 58%) or ChAdOx1 (VE: 61%) was not as high as that in Israel (VE: 92%) (Fig. 3, Table 1).<sup>32,</sup>

<sup>41</sup> Much more beneficial effects were found when symptomatic infection reduction was considered as an outcome, with the VE reaching up to 89%–97% for BNT162b2,<sup>25, 27, 32, 36, 41</sup> 92% for ChAdOx1,<sup>41</sup> and 94% for mRNA-1273 after full vaccination (Fig. 4, Table 1).<sup>25</sup> Studies in healthcare workers also showed beneficial effects from vaccination (VE: 94%–97% by two doses of BNT162b2),<sup>14, 15, 29</sup> except for a CoronaVac study in Brazil which showed a low VE against symptomatic

infection with predominant P.1 variant (37%, 95% CI, 54.9%–74.2%) even after being fully vaccinated (Fig. 4, Table 2).<sup>34</sup> The protective effects become more obvious for more severe outcomes. The VE against critical disease was higher than 90% by BNT162b2.<sup>27, 32, 39</sup> A study even demonstrated a VE of 100% for subjects who were fully vaccinated with mRNA-1273 (Fig. 5).<sup>39</sup>

Regarding the risk reduction in hospitalization among the general population, the effectiveness was similar among one dose of ChAdOx1 (VE: 88%–100%),<sup>30, 49</sup> two doses of BNT162b2 (VE: 87%–99%),<sup>10, 27, 32, 49</sup> and two doses of mRNA-1273 (VE: 86%–100%) (Fig. 6).<sup>30, 39</sup> Risk reduction of death for more than 95% was also found by one dose of ChAdOx1 and 2 doses of mRNA vaccines (Fig. 7). The VE estimates against Covid-19 hospital admissions after vaccination either with BNT162b2 or ChAdOx1 in older age groups were slightly lower than that of younger age groups.<sup>49</sup> The result of VE across age groups was shown in Supplementary Table S3.

### **Effectiveness of vaccines against SARS-CoV-2 VOC**

Three studies have specifically calculated the VE against the VOC<sup>8, 19, 52, 53</sup> (Table 1, Fig. 8). For the Alpha variant (B.1.1.7), one dose of BNT162b2 or ChAdOx1 provided around 50% of VE on symptomatic infection and critical disease or death.<sup>8, 53</sup> For the delta variant (B.1.617.2), better VE was also found in 2 doses of BNT162b2 (VE: 93.4%, [95% CI, 90.4%–95.5%]) than in ChAdOx1 (66.1%, [95% CI,

54.0%–75.0%]) in terms of preventing symptomatic infection.<sup>53</sup>

## Discussion

This rapid review included 39 studies from 11 countries. Some of these studies may have overlapping populations with data obtained from the same datasets (e.g. national registry) or from the same institution or same region.<sup>14-16, 18-20, 27, 31, 33, 35-38, 40, 41, 44</sup> By excluding possible double counted participants, this review approximately covered some 15 million of population in total with over 8 million vaccinated subjects. The results of all included studies are consistently showing that vaccination among the general population in real-world settings, with either BNT162b2, ChAdOx1, or mRNA-1273, substantially reduced the risk of SARS-CoV-2 infection related admission and death. Their protective effectiveness became more obvious as the outcome became more severe. The effectiveness of one dose of ChAdOx1 in preventing hospitalization and death was higher than 80% in general population and similar to that observed in subjects fully vaccinated with BNT162b2 or mRNA-1273. While delta variant is becoming the dominant strain circulating in many parts of the world, VE reports on the delta variant are scarce. One recently published study shows that 2 doses of BNT162b2 can significantly reduce the risk of delta variant-related symptomatic infections.<sup>19</sup>

The suboptimal VE observed in the elderly or residents of long-term care facility are probably due to the immunosenescence which leads to defects in innate and adaptive immune responses. Vaccine responses tended to be weaker and decline earlier<sup>54</sup> with a lower titer of antibodies.<sup>55-57</sup> Since they are vulnerable to developing SARS-CoV-2 infections and its complications, improved vaccine strategies or further vaccine boosting are required in these vulnerable populations.

It should be noted that VE between vaccines cannot be directly compared across these papers due to the following reasons. The first one is the heterogeneity in the interval between vaccination and start of event measurement. The VE of the first dose BNT162b2 against infection was 61%  $\geq 14$  days after the vaccination in the study by Pawlowski et al.<sup>39</sup> and was 72%  $\geq 21$  days after vaccination in the study by Hall et al.<sup>33</sup> For immunity is gradually building,<sup>3</sup> the protective effects would increase over a given period of time.<sup>17, 27</sup> At present, there is no data to suggest the timing of the VE plateauing for each vaccine. Second, a large variation is noted regarding the dosing intervals. To vaccinate as many people as possible, the UK government decided that the dosing interval for vaccines (whether BNT162b2 or ChAdOx1) could be extended up to 12 weeks.<sup>20, 36</sup> In Canada, the administration of the second dose of BNT162b2 and mRNA-1273 was delayed by up to 16 weeks for most individuals due to the disruption of vaccine supply.<sup>25</sup> There is limited data about the change of the effectiveness for extended dosing intervals. Variations in dosing intervals would be

very common in most countries of the world due to the insufficient and unstable vaccine supply. Evidences regarding the effectiveness with appropriate and tolerable dosing intervals are needed.<sup>58, 59</sup> Third, some studies<sup>11, 28, 37, 40, 43, 48</sup> estimated the VE by pooled analyses of two vaccines, in which we cannot obtain the VE of each type of vaccines. Fourth, population bias with unmatched control arm or unequal use of vaccine types across study cohorts could make the data of direct comparison of vaccine types unreliable.<sup>19, 31, 36, 39, 49</sup> Different vaccines may target different populations in the roll-out period. For example, old age and healthcare workers are in the priority group of vaccination program in most of the countries, but the timescale of supply was different between vaccine types.<sup>17, 31</sup> Although the demographic factors were controlled in most studies, residual confounding may not be entirely excluded.

There are several barriers and limitations in this study. First, literature about the VE against Covid-19 are rapidly evolving and growing exponentially. In this review, 15 of 39 included studies are preprint articles up to June 30, 2021. While we were processing the review and extracting the data in July, five studies have been accepted with their data changed in online version<sup>19, 31, 34, 37, 45, 51-53, 60</sup> so that we need to constantly update the data accordingly before submission. Second, these included studies were disproportionately from countries in Europe, North America, and Israel, and were mostly focused on BNT162b2, because these countries have higher priority and access to a large amount of Covid-19 vaccines than most countries in other

regions in the first half of 2021.<sup>6</sup> In addition, shorter dosing intervals and larger vaccine supply in these nations also make the data of VE associated with BNT162b2 much more comprehensive than other vaccines. Longer dosing intervals made the full vaccination reports of ChAdOx1 much fewer in number than those on mRNA vaccines among the included articles over the past months. Furthermore, the VE assessment reports on CoronaVac and Ad26.COV2.S are also too few to draw conclusions. Third, the heterogeneity across studies in dosing interval, timing of outcome measurement, or different target population between vaccine types due to supply chain issues make meta-analyses difficult at present. Fourth, the VE estimates of all the studies were based on relatively short study time (range, <2 months to 6 months) with a median follow-up period ranging from 28 to 106 days.<sup>14, 15, 21, 32, 33, 38, 39, 46</sup> Further studies are needed to clarify the duration of protective effects of vaccines. The last but not the least important point is the scarce VE reports about the emerging variants such as delta variant which has been currently dominating in the whole world.

## Conclusion

Based on the studies of the first half-year of vaccine administration, this rapid review provided timely and comprehensive evidence on the effectiveness of the ChAdOx1, BNT162b2, and mRNA-1273 vaccines against various Covid-19 infection-related



outcomes ranging from asymptomatic to critical illness and death. This review highlights the VE across different segments of populations. These real-world results tended to support the implementation of mass vaccination campaigns as public health strategies, and may also help ease skepticism about VE, which is still a common problem in many parts of the world.

## Reference

1. Voysey M, Clemens SAC, Madhi SA, Weckx LY, Folegatti PM, Aley PK, et al.  
Safety and efficacy of the ChAdOx1 nCoV-19 vaccine (AZD1222) against SARS-CoV-2: an interim analysis of four randomised controlled trials in Brazil, South Africa, and the UK. *Lancet*. 2021;397(10269):99-111. Epub 2020/12/12.
2. Baden LR, El Sahly HM, Essink B, Kotloff K, Frey S, Novak R, et al. Efficacy and Safety of the mRNA-1273 SARS-CoV-2 Vaccine. *N Engl J Med*. 2021;384(5):403-16. Epub 2020/12/31.
3. Polack FP, Thomas SJ, Kitchin N, Absalon J, Gurtman A, Lockhart S, et al. Safety and Efficacy of the BNT162b2 mRNA Covid-19 Vaccine. *N Engl J Med*. 2020;383(27):2603-15. Epub 2020/12/11.
4. Al Kaabi N, Zhang Y, Xia S, Yang Y, Al Qahtani MM, Abdulrazzaq N, et al. Effect of 2 Inactivated SARS-CoV-2 Vaccines on Symptomatic COVID-19 Infection in Adults: A Randomized Clinical Trial. *Jama*. 2021. Epub 2021/05/27.
5. Sadoff J, Gray G, Vandebosch A, Cárdenas V, Shukarev G, Grinsztejn B, et al. Safety and Efficacy of Single-Dose Ad26.COV2.S Vaccine against Covid-19. *N Engl J Med*. 2021;384(23):2187-201. Epub 2021/04/22.
6. Ledford H. Six months of COVID vaccines: what 1.7 billion doses have taught scientists. *Nature*. 2021;594(7862):164-7. Epub 2021/06/06.
7. de Faria E, Guedes AR, Oliveira MS, de Godoy Moreira MV, Maia FL, dos

Santos Barboza A, et al. Performance of vaccination with CoronaVac in a cohort of healthcare workers (HCW) - preliminary report. medRxiv.

2021:2021.04.12.21255308.

8. Abu-Raddad LJ, Chemaitelly H, Butt AA. Effectiveness of the BNT162b2

Covid-19 Vaccine against the B.1.1.7 and B.1.351 Variants. N Engl J Med. 2021.

Epub 2021/05/06.

9. World Health Organization. Coronavirus disease (COVID-19): Vaccines. Is there a vaccine for COVID-19?

[https://www.who.int/news-room/q-a-detail/coronavirus-disease-\(covid-19\)-vaccines?topicsurvey=&gclid=Cj0KCQjw\\_dWGBhDAARIsAMcYuJwfzBr4GumOUSYvKZ-qfK6KHe6wyWytF4RhhrkiDoA3Q7Ja0gaYl8oaAqtoEALw\\_wcB](https://www.who.int/news-room/q-a-detail/coronavirus-disease-(covid-19)-vaccines?topicsurvey=&gclid=Cj0KCQjw_dWGBhDAARIsAMcYuJwfzBr4GumOUSYvKZ-qfK6KHe6wyWytF4RhhrkiDoA3Q7Ja0gaYl8oaAqtoEALw_wcB) Accessed June 22,

2021.

10. Emborg H-D, Valentiner-Branth P, Schelde AB, Nielsen KF, Gram MA,

Moustsen-Helms IR, et al. Vaccine effectiveness of the BNT162b2 mRNA COVID-19

vaccine against RT-PCR confirmed SARS-CoV-2 infections, hospitalisations and

mortality in prioritised risk groups. medRxiv. 2021:2021.05.27.21257583.

11. Mazagatos C, Monge S, Olmedo C, Vega L, Gallego P, Martín-Merino E, et al.

Effectiveness of mRNA COVID-19 vaccines in preventing SARS-CoV-2 infections

and COVID-19 hospitalisations and deaths in elderly long-term care facility residents,

Spain, weeks 53 2020 to 13 2021. Euro Surveill. 2021;26(24). Epub 2021/06/19.

12. Page MJ, McKenzie JE, Bossuyt PM, Boutron I, Hoffmann TC, Mulrow CD, et al. The PRISMA 2020 statement: an updated guideline for reporting systematic reviews. *Bmj*. 2021;372:n71. Epub 2021/03/31.
13. Page MJ, McKenzie JE, Bossuyt PM, Boutron I, Hoffmann TC, Mulrow CD, et al. Updating guidance for reporting systematic reviews: development of the PRISMA 2020 statement. *Journal of clinical epidemiology*. 2021;134:103-12. Epub 2021/02/13.
14. Amit S, Regev-Yochay G, Afek A, Kreiss Y, Leshem E. Early rate reductions of SARS-CoV-2 infection and COVID-19 in BNT162b2 vaccine recipients. *Lancet*. 2021;397(10277):875-7. Epub 2021/02/22.
15. Angel Y, Spitzer A, Henig O, Saiag E, Sprecher E, Padova H, et al. Association Between Vaccination With BNT162b2 and Incidence of Symptomatic and Asymptomatic SARS-CoV-2 Infections Among Health Care Workers. *Jama*. 2021. Epub 2021/05/07.
16. Azamgarhi T, Hodgkinson M, Shah A, Skinner JA, Hauptmannova I, Briggs TWR, et al. BNT162b2 vaccine uptake and effectiveness in UK healthcare workers - a single centre cohort study. *Nat Commun*. 2021;12(1):3698. Epub 2021/06/19.
17. Baum U, Poukka E, Palmu AA, Salo H, Lehtonen TO, Leino T. Effectiveness of vaccination against SARS-CoV-2 infection and Covid-19 hospitalization among Finnish elderly and chronically ill – An interim analysis of a nationwide cohort study. *medRxiv*. 2021:2021.06.21.21258686.

18. Benenson S, Oster Y, Cohen MJ, Nir-Paz R. BNT162b2 mRNA Covid-19 Vaccine Effectiveness among Health Care Workers. N Engl J Med. 2021;384(18):1775-7. Epub 2021/03/24.
19. Bernal JL, Andrews N, Gower C, Gallagher E, Simmons R, Thelwall S, et al. Effectiveness of COVID-19 vaccines against the B.1.617.2 variant. medRxiv. 2021:2021.05.22.21257658.
20. Bernal JL, Andrews N, Gower C, Stowe J, Tessier E, Simmons R, et al. Effectiveness of BNT162b2 mRNA vaccine and ChAdOx1 adenovirus vector vaccine on mortality following COVID-19. medRxiv. 2021:2021.05.14.21257218.
21. Bianchi FP, Germinario CA, Migliore G, Vimercati L, Martinelli A, Lobifaro A, et al. BNT162b2 mRNA Covid-19 vaccine effectiveness in the prevention of SARS-CoV-2 infection: a preliminary report. J Infect Dis. 2021. Epub 2021/05/20.
22. Björk J, Inghammar M, Moghaddassi M, Rasmussen M, Malmqvist U, Kahn F. Effectiveness of the BNT162b2 vaccine in preventing COVID-19 in the working age population – first results from a cohort study in Southern Sweden. medRxiv. 2021:2021.04.20.21254636.
23. Chodick G, Tene L, Patalon T, Gazit S, Ben Tov A, Cohen D, et al. Assessment of Effectiveness of 1 Dose of BNT162b2 Vaccine for SARS-CoV-2 Infection 13 to 24 Days After Immunization. JAMA Netw Open. 2021;4(6):e2115985. Epub 2021/06/08.
24. Chodick G, Tene L, Rotem RS, Patalon T, Gazit S, Ben-Tov A, et al. The

effectiveness of the TWO-DOSE BNT162b2 vaccine: analysis of real-world data.

Clin Infect Dis. 2021. Epub 2021/05/18.

25. Chung H, He S, Nasreen S, Sundaram ME, Buchan SA, Wilson SE, et al.

Effectiveness of BNT162b2 and mRNA-1273 COVID-19 vaccines against

symptomatic SARS-CoV-2 infection and severe COVID-19 outcomes in Ontario,

Canada. medRxiv. 2021:2021.05.24.21257744.

26. Corchado-Garcia J, Puyraimond-Zemmour D, Hughes T, Cristea-Platon T,

Lenehan P, Pawlowski C, et al. Real-world effectiveness of Ad26.COV2.S adenoviral

vector vaccine for COVID-19. medRxiv. 2021:2021.04.27.21256193.

27. Dagan N, Barda N, Kepten E, Miron O, Perchik S, Katz MA, et al. BNT162b2

mRNA Covid-19 Vaccine in a Nationwide Mass Vaccination Setting. N Engl J Med.

2021;384(15):1412-23. Epub 2021/02/25.

28. Daniel W, Nivet M, Warner J, Podolsky DK. Early Evidence of the Effect of

SARS-CoV-2 Vaccine at One Medical Center. N Engl J Med. 2021;384(20):1962-3.

Epub 2021/03/24.

29. Fabiani M, Ramigni M, Gobetto V, Mateo-Urdiales A, Pezzotti P, Piovesan C.

Effectiveness of the Comirnaty (BNT162b2, BioNTech/Pfizer) vaccine in preventing

SARS-CoV-2 infection among healthcare workers, Treviso province, Veneto region,

Italy, 27 December 2020 to 24 March 2021. Euro Surveill. 2021;26(17). Epub

2021/05/01.

30. Flacco ME, Soldato G, Acuti Martellucci C, Carota R, Di Luzio R, Caponetti A, et al. Interim Estimates of COVID-19 Vaccine Effectiveness in a Mass Vaccination Setting: Data from an Italian Province. *Vaccines* (Basel). 2021;9(6). Epub 2021/07/03.
31. Glampson B, Brittain J, Kaura A, Mulla A, Mercuri L, Brett S, et al. North West London Covid-19 Vaccination Programme: Real-world evidence for Vaccine uptake and effectiveness. *medRxiv*. 2021:2021.04.08.21254580.
32. Haas EJ, Angulo FJ, McLaughlin JM, Anis E, Singer SR, Khan F, et al. Impact and effectiveness of mRNA BNT162b2 vaccine against SARS-CoV-2 infections and COVID-19 cases, hospitalisations, and deaths following a nationwide vaccination campaign in Israel: an observational study using national surveillance data. *Lancet*. 2021;397(10287):1819-29. Epub 2021/05/09.
33. Hall VJ, Foulkes S, Saei A, Andrews N, Oguti B, Charlett A, et al. COVID-19 vaccine coverage in health-care workers in England and effectiveness of BNT162b2 mRNA vaccine against infection (SIREN): a prospective, multicentre, cohort study. *Lancet*. 2021;397(10286):1725-35. Epub 2021/04/27.
34. Hitchings M, Ranzani OT, Torres MSS, de Oliveira SB, Almiron M, Said R, et al. Effectiveness of CoronaVac among healthcare workers in the setting of high SARS-CoV-2 Gamma variant transmission in Manaus, Brazil: A test-negative case-control study. *medRxiv*. 2021:2021.04.07.21255081.
35. Jones NK, Rivett L, Seaman S, Samworth RJ, Warne B, Workman C, et al.

Single-dose BNT162b2 vaccine protects against asymptomatic SARS-CoV-2

infection. *Elife*. 2021;10. Epub 2021/04/09.

36. Lopez Bernal J, Andrews N, Gower C, Robertson C, Stowe J, Tessier E, et al.

Effectiveness of the Pfizer-BioNTech and Oxford-AstraZeneca vaccines on covid-19

related symptoms, hospital admissions, and mortality in older adults in England: test

negative case-control study. *Bmj*. 2021;373:n1088. Epub 2021/05/15.

37. Lumley SF, Rodger G, Constantinides B, Sanderson N, Chau KK, Street TL, et al.

An observational cohort study on the incidence of SARS-CoV-2 infection and B.1.1.7

variant infection in healthcare workers by antibody and vaccination status. *medRxiv*.

2021:2021.03.09.21253218.

38. Moustsen-Helms IR, Emborg H-D, Nielsen J, Nielsen KF, Krause TG, Mølbak K,

et al. Vaccine effectiveness after 1st and 2nd dose of the BNT162b2 mRNA Covid-19

Vaccine in long-term care facility residents and healthcare workers – a Danish cohort

study. *medRxiv*. 2021:2021.03.08.21252200.

39. Pawlowski C, Lenehan P, Puranik A, Agarwal V, Venkatakrishnan AJ, Niesen

MJM, et al. FDA-authorized mRNA COVID-19 vaccines are effective per real-world

evidence synthesized across a multi-state health system. *Med (N Y)*. 2021. Epub

2021/07/06.

40. Pilishvili T, Fleming-Dutra KE, Farrar JL, Gierke R, Mohr NM, Talan DA, et al.

Interim Estimates of Vaccine Effectiveness of Pfizer-BioNTech and Moderna



# COVID-19 Vaccines Among Health Care Personnel - 33 U.S. Sites, January-March

2021. MMWR Morb Mortal Wkly Rep. 2021;70(20):753-8. Epub 2021/05/21.

41. Pritchard E, Matthews PC, Stoesser N, Eyre DW, Gethings O, Vihta KD, et al.

Impact of vaccination on new SARS-CoV-2 infections in the United Kingdom. Nat Med. 2021. Epub 2021/06/11.

42. Ranzani OT, Hitchings M, Dorion M, D'Agostini TL, de Paula RC, de Paula

OFP, et al. Effectiveness of the CoronaVac vaccine in the elderly population during a P.1 variant-associated epidemic of COVID-19 in Brazil: A test-negative case-control study. medRxiv. 2021:2021.05.19.21257472.

43. Shrestha NK, Nowacki AS, Burke PC, Terpeluk P, Gordon SM. Effectiveness of mRNA COVID-19 Vaccines among Employees in an American Healthcare System. medRxiv. 2021:2021.06.02.21258231.

44. Shrotri M, Krutikov M, Palmer T, Giddings R, Azmi B, Subbarao S, et al.

Vaccine effectiveness of the first dose of ChAdOx1 nCoV-19 and BNT162b2 against SARS-CoV-2 infection in residents of Long-Term Care Facilities (VIVALDI study). medRxiv. 2021:2021.03.26.21254391.

45. Skowronski DM, Setayeshgar S, Zou M, Prystajecky N, Tyson JR, Galanis E, et al. Single-dose mRNA vaccine effectiveness against SARS-CoV-2, including P.1 and B.1.1.7 variants: a test-negative design in adults 70 years and older in British Columbia, Canada. medRxiv. 2021:2021.06.07.21258332.

46. Swift MD, Breeher LE, Tande AJ, Tommaso CP, Hainy CM, Chu H, et al.  
Effectiveness of mRNA COVID-19 vaccines against SARS-CoV-2 infection in a cohort of healthcare personnel. Clin Infect Dis. 2021. Epub 2021/04/27.
47. Thompson MG, Burgess JL, Naleway AL, Tyner H, Yoon SK, Meece J, et al.  
Prevention and Attenuation of Covid-19 with the BNT162b2 and mRNA-1273 Vaccines. N Engl J Med. 2021. Epub 2021/07/01.
48. Vahidy FS, Pischel L, Tano ME, Pan AP, Boom ML, Sostman HD, et al. Real World Effectiveness of COVID-19 mRNA Vaccines against Hospitalizations and Deaths in the United States. medRxiv. 2021:2021.04.21.21255873.
49. Vasileiou E, Simpson CR, Shi T, Kerr S, Agrawal U, Akbari A, et al. Interim findings from first-dose mass COVID-19 vaccination roll-out and COVID-19 hospital admissions in Scotland: a national prospective cohort study. Lancet. 2021;397(10285):1646-57. Epub 2021/04/27.
50. Shrotri M, Krutikov M, Palmer T, Giddings R, Azmi B, Subbarao S, et al.  
Vaccine effectiveness of the first dose of ChAdOx1 nCoV-19 and BNT162b2 against SARS-CoV-2 infection in residents of long-term care facilities in England (VIVALDI): a prospective cohort study. Lancet Infect Dis. 2021. Epub 2021/06/27.
51. Glampson B, Brittain J, Kaura A, Mulla A, Mercuri L, Brett SJ, et al. North West London Covid-19 Vaccination Programme: Real-world evidence for Vaccine uptake and effectiveness: Retrospective Cohort Study. JMIR Public Health Surveill. 2021.

Epub 2021/07/16.

52. Skowronski DM, Setayeshgar S, Zou M, Prystajecky N, Tyson JR, Galanis E, et al. Single-dose mRNA vaccine effectiveness against SARS-CoV-2, including Alpha and Gamma variants: a test-negative design in adults 70 years and older in British Columbia, Canada. Clin Infect Dis. 2021. Epub 2021/07/11.
53. Lopez Bernal J, Andrews N, Gower C, Gallagher E, Simmons R, Thelwall S, et al. Effectiveness of Covid-19 Vaccines against the B.1.617.2 (Delta) Variant. N Engl J Med. 2021. Epub 2021/07/22.
54. Teo SP. Review of COVID-19 Vaccines and Their Evidence in Older Adults. Ann Geriatr Med Res. 2021;25(1):4-9. Epub 2021/02/09.
55. Van Praet JT, Vandecasteele S, De Roo A, De Vriese AS, Reynders M. Humoral and cellular immunogenicity of the BNT162b2 mRNA Covid-19 Vaccine in nursing home residents. Clin Infect Dis. 2021. Epub 2021/04/08.
56. Brockman MA, Mwimanzi F, Sang Y, Ng K, Agafitei O, Ennis S, et al. Weak humoral immune reactivity among residents of long-term care facilities following one dose of the BNT162b2 mRNA COVID-19 vaccine. medRxiv. 2021. Epub 2021/04/02.
57. Canaday DH, Carias L, Oyebanji OA, Keresztesy D, Wilk D, Payne M, et al. Reduced BNT162b2 mRNA vaccine response in SARS-CoV-2-naïve nursing home residents. Clin Infect Dis. 2021. Epub 2021/05/17.
58. Müller-Sedgwick U. Optimal dosing interval for covid-19 vaccines: we need

clinical trial evidence and to consider past infection. *Bmj*. 2021;372:n522. Epub

2021/02/26.

59. Iacobucci G, Mahase E. Covid-19 vaccination: What's the evidence for extending the dosing interval? *Bmj*. 2021;372:n18. Epub 2021/01/08.

60. Lumley SF, Rodger G, Constantinides B, Sanderson N, Chau KK, Street TL, et al.

An observational cohort study on the incidence of SARS-CoV-2 infection and B.1.1.7 variant infection in healthcare workers by antibody and vaccination status. *Clin Infect Dis*. 2021. Epub 2021/07/04.

61. Bernal JL, Andrews N, Gower C, Stowe J, Robertson C, Tessier E, et al. Early effectiveness of COVID-19 vaccination with BNT162b2 mRNA vaccine and ChAdOx1 adenovirus vector vaccine on symptomatic disease, hospitalisations and mortality in older adults in England. *medRxiv*. 2021:2021.03.01.21252652.

Table 1. Summary of the studies on the effectiveness of COVID-19 vaccines among general population

First author / Country	Study design	No. of vaccinated / No. of unvaccinated	Age (years)	Vaccine	Outcomes	Days after the 1st dose	VE of 1st dose (95% CI)	Days after the 2nd dose	VE of 2nd dose (95% CI)	Variants involved
Dagan et al./ Israel <sup>27</sup>	Cohort study	596618/ 596618	≥16	BNT162b2	Overall infection	14-20	46% (40%–51%)	≥7	92% (88%–95%)	B.1.1.7
		596618/ 596618	≥16	BNT162b2	Symptomatic infection	14–20	57% (50%–63%)	≥7	94% (87%–98%)	B.1.1.7
		596618/ 596618	≥16	BNT162b2	Hospitalization	14–20	74% (56%–86%)	≥7	87% (55%–100%)	B.1.1.7
		596618/ 596618	≥16	BNT162b2	Critical disease	14–20	62% (39%–80%)	≥7	92% (75%–100%)	B.1.1.7
		596618/ 596618	≥16	BNT162b2	Death	14–20	72% (19%–100%)	N/A	N/A	B.1.1.7
Haas et al./ Israel <sup>32</sup>	Cohort study	4714932/ 1823979 <sup>a</sup>	≥16	BNT162b2	Overall infection	N/A	N/A	≥7	95.3% (94.9%–95.7%)	B.1.1.7
		4714932/ 1823979 <sup>a</sup>	≥16	BNT162b2	Asymptomatic infection	N/A	N/A	≥7	91.5% (90.7%–92.2%)	B.1.1.7
		4714932/ 1823979 <sup>a</sup>	≥16	BNT162b2	Symptomatic infection	N/A	N/A	≥7	97.0% (96.7%–97.2%)	B.1.1.7
		4714932/ 1823979 <sup>a</sup>	≥16	BNT162b2	Hospitalization	N/A	N/A	≥7	97.2% (96.8%–97.5%)	B.1.1.7
		4714932/ 1823979 <sup>a</sup>	≥16	BNT162b2	Critical disease	N/A	N/A	≥7	97.5% (97.1%–97.8%)	B.1.1.7
		4714932/ 1823979 <sup>a</sup>	≥16	BNT162b2	Death	N/A	N/A	≥7	96.7% (96.0%–97.3%)	B.1.1.7
Pritchard et al./ UK <sup>41</sup>	Case-control study	67738/ 192224	≥16	BNT162b2	Overall infection	≥ 21	66% (60%–71%)	≥1	80% (73%–85%)	B.1.1.7
		123850/ 192224	≥16	ChAdOx1	Overall infection	≥ 21	61% (54%–68%)	≥1	79% (65%–88%)	B.1.1.7
		67738/ 192224	≥16	BNT162b2	Asymptomatic infection	≥ 21	47% (35%–57%)	≥1	58% (43%–69%)	B.1.1.7

		123850/ 192224	≥16	ChAdOx1	Asymptomatic infection	≥ 21	47% (33%–58%)	≥1	61% (27%–79%)	B.1.1.7
		67738/ 192224	≥16	BNT162b2	Symptomatic infection	≥ 21	78% (72%–83%)	≥1	95% (91%–98%)	B.1.1.7
		123850/ 192224	≥16	ChAdOx1	Symptomatic infection	≥ 21	71% (62%–78%)	≥1	92% (78%–97%)	B.1.1.7
Pawlowski et al./ US <sup>39</sup>	Cohort study	51795/ 51795	≥18	BNT162b2	Overall infection	≥14	61.0% (50.8%–69.2%)	≥7	86.1% (82.4%–89.1%)	
		16471/ 16471	≥18	mRNA-1273	Overall infection	≥14	66.6% (51.9%–77.3%)	≥7	93.3% (85.7%–97.4%)	
		51795/ 51795	≥18	BNT162b2	Hospitalization	N/A	N/A	≥7	88.8% (75.5%–95.7%)	
		16471/ 16471	≥18	mRNA-1273	Hospitalization	N/A	N/A	≥7	86.0% (71.6%–93.9%)	
		51795/ 51795	≥18	BNT162b2	ICU admission	N/A	N/A	≥7	100.0% (51.4%–100%)	
		16471/ 16471	≥18	mRNA-1273	ICU admission	N/A	N/A	≥7	100.0% (43.3%–100%)	
Björk et al./ Sweden <sup>22 b</sup>	Cohort study	26587/ 779154	18–64	BNT162b2	Overall infection	≥14	42% (14%–63%)	≥7	86% (72%–94%)	
Abu-Raddad et al./ Qatar <sup>8</sup>	Case-control study	51324/ 162434	N/A	BNT162b2	Infection of B.1.1.7	≥1	29.5% (22.9%–35.5%)	≥14	89.5% (85.9%–92.3%)	B.1.1.7
		51324/ 162434	N/A	BNT162b2	Infection of B.1.351	≥1	16.9% (10.4%–23.0%)	≥14	75.0% (70.5%–78.9%)	B.1.351
		51324/ 162434	N/A	BNT162b2	Severe, critical, or fatal disease caused by the B.1.1.7 variant	≥1	54.1% (26.1%–71.9%)	≥14	100.0% (81.7%–100.0%)	B.1.1.7
		51324/ 162434	N/A	BNT162b2	Severe, critical, or fatal disease caused by the	≥1	0.0% (0.0%–19.0%)	≥14	100.0% (73.7%–100.0%)	B.1.351

		51324/ 162434	N/A	BNT162b2	B.1.351 variant Severe, critical, or fatal disease caused by any SARS-CoV-2	≥1	39.4% (24.0%–51.8%)	≥14	97.4% (92.2%–99.5%)	
Lopez Bernal et al./ UK <sup>61</sup>	Case-control study	5553/ 24706	≥80	BNT162b2	Symptomatic infection	28–34	70% (59%–78%)	≥14	89% (85%–93%)	B.1.1.7
		12122/ 51955	≥70	BNT162b2	Symptomatic infection	28–34	61% (51%–69%)	N/A	N/A	B.1.1.7
		10544/ 51955	≥70	ChAdOx1	Symptomatic infection	28–34	60% (41%–73%)	N/A	N/A	B.1.1.7
		3484/ 8892	≥80	BNT162b2	Hospitalization	≥14	Further 43% (33%–52%) <sup>c</sup>	N/A	N/A	B.1.1.7
		688/ 8892	≥80	ChAdOx1	Hospitalization	≥14	Further 37% (3%–59%) <sup>c</sup>	N/A	N/A	B.1.1.7
		1846/ 8096	≥80	BNT162b2	Death	≥14	Further 51% (37%–62%) <sup>c</sup>	N/A	N/A	B.1.1.7
Vasileiou et al./ UK <sup>49</sup>	Cohort study	1331993/ 3077595	≥18	BNT162b2, ChAdOx1	Hospitalization	28–34	89% (83%–92%)	N/A	N/A	
		711839/ 3077595	≥18	BNT162b2	Hospitalization	28–34	91% (85%–94%)	N/A	N/A	
		620154/ 3077595	≥18	ChAdOx1	Hospitalization	28–34	88% (75%–94%)	N/A	N/A	
Glampson et al./ UK <sup>31, 51 b</sup>	Cohort study	223201/ 1797286	≥16	BNT162b2	Overall infection	28	78% (73%–82%)	N/A	N/A	
		163452/ 1797286	≥16	ChAdOx1	Overall infection	28	74% (65%–81%)	N/A	N/A	
Corchado-García et al./ US <sup>26 b</sup>	Cohort study	2195/ 21950	≥18	Ad26.COV2.S	Overall infection	≥14	76.7% (30.3%–95.3%)	N/A	N/A	

Lopez Bernal et al./ UK <sup>20 b</sup>	Cohort study	6108/ 38038	≥70	BNT162b2	Death	≥21	Further 44% (32%–53%) <sup>c</sup>	≥7	Further 69% (31%–86%)	
		3950/ 38038	≥70	ChAdOx1	Death	≥21	Further 55% (41%–66%) <sup>c</sup>	N/A	N/A	
Chung et al./ Canada <sup>25 b</sup>	Case-control study	21272/ 302761	≥16	BNT162b2, mRNA-1273	Symptomatic infection	≥14	60% (57%–64%)	≥7	91% (89%–93%)	
		18332/ 302761	≥16	BNT162b2	Symptomatic infection	≥14	59% (55%–62%)	≥7	91% (88%–93%)	
		2940/ 302761	≥16	mRNA-1273	Symptomatic infection	≥14	72% (63%–80%)	≥7	94% (86%–97%)	
		21272/ 302761	≥16	BNT162b2, mRNA-1273	Hospitalization, or death	≥14	70% (60%–77%)	≥7	98% (88%–100%)	
		18332/ 302761	≥16	BNT162b2	Hospitalization, or death	≥14	69% (59%–77%)	≥0	96% (82%–99%)	
		2940/ 302761	≥16	mRNA-1273	Hospitalization, or death	≥14	73% (42%–87%)	≥0	96% (74%–100%)	
		21272/ 302761	≥16	BNT162b2, mRNA-1273	Symptomatic infection of B.1.1.7	≥14	61% (56%–66%)	≥7	90% (85%–94%)	
		21272/ 302761	≥16	BNT162b2, mRNA-1273	Symptomatic infection of B.1.351 or P.1	≥14	43% (22%–59%)	≥7	88% (61%–96%)	
		21272/ 302761	≥16	BNT162b2, mRNA-1273	Hospitalization, or death of B.1.1.7	≥14	59% (39%–73%)	≥0	94% (59%–99%)	
		21272/ 302761	≥16	BNT162b2, mRNA-1273	Hospitalization, or death of B.1.351 or P.1	≥14	56% (–9%–82%)	≥0	100%	
Skowronski et al./ Canada <sup>45, 52 b</sup>	Case-control study	12471/ 4522	≥70	BNT162b2, mRNA-1273	Overall infection	≥21	65% (58%–71%)	N/A	N/A	
		10569/ 4522	≥70	BNT162b2	Overall infection	≥21	64%	N/A	N/A	



		1882/ 4522	≥70	mRNA-1273	Overall infection	≥21	(57%–71%) 71% (56%–81%)	N/A	N/A	
		12471/ 4522	≥70	BNT162b2, mRNA-1273	Infection of non-variant of concern	≥21	72% (58%–81%)	N/A	N/A	Non-variant of concern B.1.1.7
		12471/ 4522	≥70	BNT162b2, mRNA-1273	Infection of B.1.1.7	≥21	67% (57%–75%)	N/A	N/A	
		12471/ 4522	≥70	BNT162b2, mRNA-1273	Infection of P.1	≥21	61% (45%–72%)	N/A	N/A	P.1
Emborg et al./ Denmark <sup>10 b</sup>	Cohort study	473957/ 390139 <sup>d</sup>		BNT162b2	Overall infection	N/A	N/A	7	82% (79%–84%)	
		79185/ 19348	≥85	BNT162b2	Overall infection	N/A	N/A	7	77% (50%–89%)	
		473957/ 390139 <sup>d</sup>		BNT162b2	Hospitalization	N/A	N/A	7	93% (89%–96%)	
		473957/ 390139 <sup>d</sup>		BNT162b2	Death	N/A	N/A	7	94% (90%–96%)	
Ranzani et al./ Brazil <sup>42 b</sup>	Case–control study	4854/ 11046	≥70	CoronaVac	Infection	N/A	N/A	≥14	41.6% (26.9%–53.3%)	P.1
Lopez Bernal et al./ UK <sup>19 b</sup>	Case–control study	79665/ 107727	≥16	BNT162b2, ChAdOx1	Symptomatic infection of B.1.1.7	≥21	48.7% (45.5%–51.7%)	≥14	87.5% (85.1%–89.5%)	B.1.1.7
		25148/ 107727	≥16	BNT162b2	Symptomatic infection of B.1.1.7	≥21	47.5% (41.6%–52.8%)	≥14	93.7% (91.6%–95.3%)	B.1.1.7
		54517/ 107727	≥16	ChAdOx1	Symptomatic infection of B.1.1.7	≥21	48.7% (45.2%–51.9%)	≥14	74.5% (68.4%–79.4%)	B.1.1.7
		79665/ 107727	≥16	BNT162b2, ChAdOx1	Symptomatic infection of	≥21	30.7% (25.2%–35.7%)	≥14	79.6% (76.7%–82.1%)	B.1.617.2

					B.1.617.2					
		25148/ 107727	≥16	BNT162b2	Symptomatic infection of B.1.617.2	≥21	35.6% (22.7%–46.4%)	≥14	88.0% (85.3%–90.1%)	B.1.617.2
		54517/ 107727	≥16	ChAdOx1	Symptomatic infection of B.1.617.2	≥21	30.0% (24.3%–35.3%)	≥14	67.0% (61.3%–71.8%)	B.1.617.2
Vahidy et al./ US <sup>48 b</sup>	Cohort study	27203/ 63931	All	BNT162b2, mRNA-1273	Hospitalization	>14	77% (71%–82%)	>7	96% (95%–99%)	B.1, B.1.2, B.1.596, B.1.1.7
		27203/ 63931	All	BNT162b2, mRNA-1273	Death	>14	64.2% (13.0%–85.2%)	>7	98.7% (91.0%–99.8%)	B.1, B.1.2, B.1.596, B.1.1.7
Baum et al./ Finland <sup>17 b</sup>	Cohort study	758437/ 95719	≥70	BNT162b2, mRNA-1273	Overall infection	21–27	41% (25%–54%)	≥7	75% (65%–82%)	B.1.1.7
	Cohort study	758437/ 95719	≥70	BNT162b2, mRNA-1273	Hospitalization	21–27	57% (24%–75%)	≥7	93% (70%–98%)	B.1.1.7
Chodick et al./ Israel <sup>23</sup>	Cohort study	503875 (351897 had follow-up data for days 13 to 24)	≥16	BNT162b2	Overall infection	13–24	51.4% (16.3%–71.8%)	N/A	N/A	
Chodick et al./ Israel <sup>24</sup>	Cohort study	1178597 (872454 reach protection period)	≥16	BNT162b2	Overall infection	N/A	N/A	7–27	90% (79%–95%)	
		1178597 (872454 reach protection period)	≥16	BNT162b2	Symptomatic infection	N/A	N/A	7–27	94% (88%–97%)	
Flacco et al./ Italy <sup>30</sup>	Cohort study	69539/ 175687	≥18	BNT162b2, ChAdOx1,	Overall infection		84% (80%–87%)	≥14	98% (97%–99%)	B.1.1.7

		mRNA-1273						
47654/ 175687	≥18	BNT162b2	Overall infection	≥14	55% (40%–66%)	≥14	98% (96%–99%)	B.1.1.7
16997/ 175687	≥18	ChAdOx1	Overall infection	≥21	95% (92%–97%)	≥14	N/A	B.1.1.7
4888/ 175687	≥18	mRNA-1273	Overall infection	≥14	93% (74%–98%)	≥14	100%	B.1.1.7
69539/ 175687	≥18	BNT162b2, ChAdOx1, mRNA-1273	Hospitalization		69% (51%–81%)	≥14	99% (96%–100%)	B.1.1.7
47654/ 175687	≥18	BNT162b2	Hospitalization	≥14	N/A	≥14	99% (96%–100%)	B.1.1.7
16997/ 175687	≥18	ChAdOx1	Hospitalization	≥21	100%	≥14	N/A	B.1.1.7
4888/ 175687	≥18	mRNA-1273	Hospitalization	≥14	N/A	≥14	100%	B.1.1.7
69539/ 175687	≥18	BNT162b2, ChAdOx1, mRNA-1273	Death		73% (-10%–93%)	≥14	98% (88%–100%)	B.1.1.7
47654/ 175687	≥18	BNT162b2	Death	≥14	N/A	≥14	98% (87%–100%)	B.1.1.7
16997/ 175687	≥18	ChAdOx1	Death	≥21	100%	≥14	N/A	B.1.1.7
4888/ 175687	≥18	mRNA-1273	Death	≥14	N/A	≥14	100%	B.1.1.7

N/A: not available

<sup>a</sup> No. of fully vaccinated / No. of not fully vaccinated

<sup>b</sup> Preprint

<sup>c</sup> On top of the protection against symptomatic disease

<sup>d</sup> Including all subgroup in this study (general population, healthcare workers, residents of long-term care facilities, subjects with comorbidity or chronic illness, individuals 65 years and older living at home but requiring practical help and personal care)

Table 2. Summary of the studies on the effectiveness of COVID-19 vaccines among healthcare workers

First author / Country	Study design	No. of vaccinated / No. of unvaccinated	Vaccine	Outcomes	Days after the 1st dose	VE of 1st dose (95% CI)	Days after the 2nd dose	VE of 2nd dose (95% CI)	Variants involved
Jones et al./ UK <sup>35</sup>	Cohort study	5524/ 3252	BNT162b2	Asymptomatic infection	≥12	75%	N/A	N/A	B.1.1.7
Fabiani et al./ Italy <sup>29</sup>	Cohort study	5333/ 1090	BNT162b2	Overall infection	14–21	84.1% (39.7%–95.8%)	≥7	95.1% (62.4%–99.4%)	
		5333/ 1090	BNT162b2	Symptomatic infection	14–21	83.3% (14.8%–96.7%)	≥7	93.7% (50.8%–99.2%)	
Hall et al./ UK <sup>33</sup>	Cohort study	20641/ 2683	BNT162b2	Overall infection	21	72% (58%–86%)	≥7	86% (76%–97%)	B.1.1.7
Pilishvii et al./ US <sup>40</sup>	Case–control study	1201/ 642	BNT162b2, mRNA-1273	Symptomatic infection	≥14	81.7% (74.3%–86.9%)	≥7	93.5% (86.5%–96.9%)	
Swift et al./ US <sup>46</sup>	Cohort study	44498/ 21932	BNT162b2	Overall infection	>14	78.1% (71.1%–82.0%)	>14	96.8% (95.3%–97.8%)	
		4722/ 21932	mRNA-1273	Overall infection	>14	91.2% (80.6%–96.1%)	>14	98.6% (90.1%–99.8%)	
Bianchi et al./ Italy <sup>21</sup>	Cohort study	1607/ 427	BNT162b2	Overall infection	14–20	61.9% (19.2%–82.0%)	≥7	96.0% (82.2%–99.1%)	
Daniel et al./ UK <sup>28</sup>	Cohort study	14265/ 8969	BNT162b2, mRNA-1273	Overall infection	≥1	30%	≥7/≥14 <sup>b</sup>	97%	
Benenson et al./ Israel <sup>18</sup>	Cohort study	5297/ 955	BNT162b2	Overall infection	14–20	40%	7–13	94%	B.1.1.7

Amit et al./ Israel <sup>14</sup>	Cohort study	7214/ 1895	BNT162b2	Overall infection	15–28	75% (72%–84%)	N/A	N/A	
		7214/ 1895	BNT162b2	Symptomatic infection	15–28	85% (71%–92%)	N/A	N/A	
Lumley et al./ UK <sup>37, 60 a</sup>	Cohort study	11023/ 2086	BNT162b2, ChAdOx1	Overall infection	N/A	64% (50%–74%)	N/A	90% (62%–98%)	B.1.1.7
		11023/ 2086	BNT162b2, ChAdOx1	Symptomatic infection	N/A	67% (48%–79%)	N/A	100%	B.1.1.7
Angel et al./ Israel <sup>15</sup>	Cohort study	5953/ 757	BNT162b2	Asymptomatic infection	7–21	36% (-51%–69%)	>7	86% (69%–93%)	
		5953/ 757	BNT162b2	Symptomatic infection	7–21	89% (83%–94%)	>7	97% (94%–99%)	
Moustsen-Helms et al./ Denmark <sup>38 a</sup>	Cohort study	91865/ 239174	BNT162b2	Overall infection	>14	17% (4%–28%)	>7	90% (82%–95%)	
Emborg et al./ Denmark <sup>10 a</sup>	Cohort study	119951/ 305848	BNT162b2	Overall infection	N/A	N/A	7	80% (77%–83%)	
Azamgarhi et al./ UK <sup>16</sup>	Cohort study	1409/ 851	BNT162b2	Overall infection	≥14	70% (6%–91%)	N/A	N/A	
Thompson et al./ US <sup>47</sup>	Cohort study	3179/ 796	BNT162b2, mRNA-1273	Overall infection	≥14	81% (64%–90%)	≥14	91% (76%–97%)	B.1.429, B.1.427, B.1.1.7, P.2
		3179/ 796	BNT162b2	Overall infection	≥14	80% (60%–90%)	≥14	93% (78%–98%)	B.1.429, B.1.427, B.1.1.7, P.2
		3179/ 796	mRNA-1273	Overall infection	≥14	83%	≥14	82%	B.1.429,

						(40%–95%)		(20%–96%)	B.1.427, B.1.1.7, P.2
Hitchings et al./ Brazil <sup>34 a</sup>	Case-control study	47170/ 5983	CoronaVac	Symptomatic infection	N/A	N/A	≥14	36.8% (54.9%–74.2%)	P.1
Shrestha et al./ US <sup>43 a</sup>	Cohort study	28223/ 18643	BNT162b2, mRNA-1273	Overall infection	14	95.0% (93.0%–96.4%)	≥14	97.1% (94.3%–98.5%)	

N/A: not available

<sup>a</sup> Preprint

<sup>b</sup> ≥7 days after the second dose for BNT162b2 and ≥14 days for mRNA-1273

Table 3. Summary of the studies on the effectiveness of COVID-19 vaccines among residents of long-term care facility, subjects with comorbidity, subjects with chronic illness, or elderly people ( $\geq 65$  years) requiring personal care

First author / Country	Study design	No. of vaccinated / No. of unvaccinated	Participants	Age (years)	Vaccine	Outcomes	Days after the 1st dose	VE of 1st dose (95% CI)	Days after the 2nd dose	VE of 2nd dose (95% CI)	Variants involved
Mousten-Helms et al./ Denmark <sup>38 a</sup>	Cohort study	37172/ 1868	RTCF		BNT162b2	Overall infection	>14	21% (-11%–44%)	>7	64% (14%–84%)	
Shrotri et al./ UK <sup>50</sup>	Cohort study	9160/ 1252	RTCF		BNT162b2,	Overall infection	35–48	62% (23%–81%)	N/A	N/A	
		3022/ 1252	RTCF		ChAdOx1 BNT162b2	Overall infection	35–48	65% (29%–83%)	N/A	N/A	
		6138/ 1252	RTCF		ChAdOx1	Overall infection	35–48	68% (34%–85%)	N/A	N/A	
Emborg et al./ Denmark <sup>10 a</sup>	Cohort study	42744/ 3357	RTCF		BNT162b2	Overall infection	N/A	N/A	7	53% (29%–69%)	
		51311/ 10494	65PHC	$\geq 65$	BNT162b2	Overall infection	N/A	N/A	7	86% (78%–91%)	
		180766/ 51092	SCC		BNT162b2	Overall infection	N/A	N/A	7	71% (58%–80%)	
		42744/ 3357	RTCF		BNT162b2	Hospitalization	N/A	N/A	7	75% (49%–89%)	
		51311/ 10494	65PHC	$\geq 65$	BNT162b2	Hospitalization	N/A	N/A	7	87% (70%–95%)	
		180766/ 51092	SCC		BNT162b2	Hospitalization	N/A	N/A	7	81% (49%–93%)	
		42744/ 3357	RTCF		BNT162b2	Death	N/A	N/A	7	89% (81%–93%)	
		51311/ 10494	65PHC	$\geq 65$	BNT162b2	Death	N/A	N/A	7	97% (88%–99%)	

Mazagatos et al./ Spain <sup>11</sup>	Case-control study	300133/ 38012	RTCF	≥65	BNT162b2, mRNA-1273	Overall infection >14	50.5% (37.1%–61.1%)	≥7/≥14 <sup>b</sup>	71.4% (55.7%–81.5%)
		300133/ 38012	RTCF	≥65	BNT162b2, mRNA-1273	Asymptomatic infection >14	58.0% (41.7%–69.7%)	≥7/≥14 <sup>b</sup>	69.7% (47.7%–82.5%)
		300133/ 38012	RTCF	≥65	BNT162b2, mRNA-1273	Hospitalization >14	53.0% (25.7%–70.3%)	≥7/≥14 <sup>b</sup>	88.4% (74.9%–94.7%)
		300133/ 38012	RTCF	≥65	BNT162b2, mRNA-1273	Death >14	55.6% (26.6%–73.2%)	≥7/≥14 <sup>b</sup>	97.0% (91.7%–98.9%)

N/A: not available, RTCF: Residents of long-term care facilities, SCC: Subjects with comorbidity or chronic illness, 65PHC: individuals 65 years and older living at home but requiring practical help and personal care

<sup>a</sup> Preprint

<sup>b</sup> ≥7 days after the second dose for BNT162b2 and ≥14 days for mRNA-1273



## Figure Legends

Fig. 1. Flowchart of the literature searches

Fig. 2. Vaccine effectiveness against overall SARS-CoV-2 infection

Fig. 3. Vaccine effectiveness against asymptomatic infection

Fig. 4. Vaccine effectiveness against symptomatic infection

Fig. 5. Vaccine effectiveness against critical disease

Fig. 6. Vaccine effectiveness against hospitalization

Fig. 7. Vaccine effectiveness against death

Fig. 8. Vaccine effectiveness against SARS-CoV-2 variants of concern

Identification

195 Records identified from  
EMBASE

2085 Records identified from  
PubMed

89 Records identified from  
medRxiv

Screening

2369 Records screened

2312 Records excluded

Eligibility

57 Full-text articles assessed for  
eligibility

18 Full-text articles excluded:

- 3 duplicate
- 3 study of mathematic model
- 2 studies of not related topics
- 1 study of special population
- 2 studies of reanalysis of data
- 1 study had no vaccine effectiveness (VE)
- 4 studies with vaccinated group < 1000
- 1 study by a questionnaire-based online survey
- 1 study presented with VE with pooled effectiveness of receiving 1 dose and 2 doses of vaccines

Included

Studies included for review  
(n = 39)

Participants

Residents of long-term care facility

Subjects with comorbidity or chronic illness

Vaccine

General population

Healthcare workers

Ad26.COV2.S

BNT162b2

ChAdOx1

CoronaVac

mRNA-1273

VE (%)  
VE (%)  
VE (%)  
VE (%)  
VE (%)  
VE (%)

medRxiv preprint doi: <https://doi.org/10.1101/2021.08.23.21262500>; this version posted August 28, 2021. The copyright holder for this preprint (which was not certified by peer review) is the author/funder, who has granted medRxiv a license to display the preprint in perpetuity. It is made available under a CC-BY-NC 4.0 International license.

Dose 1

Dose 2

Dose 1

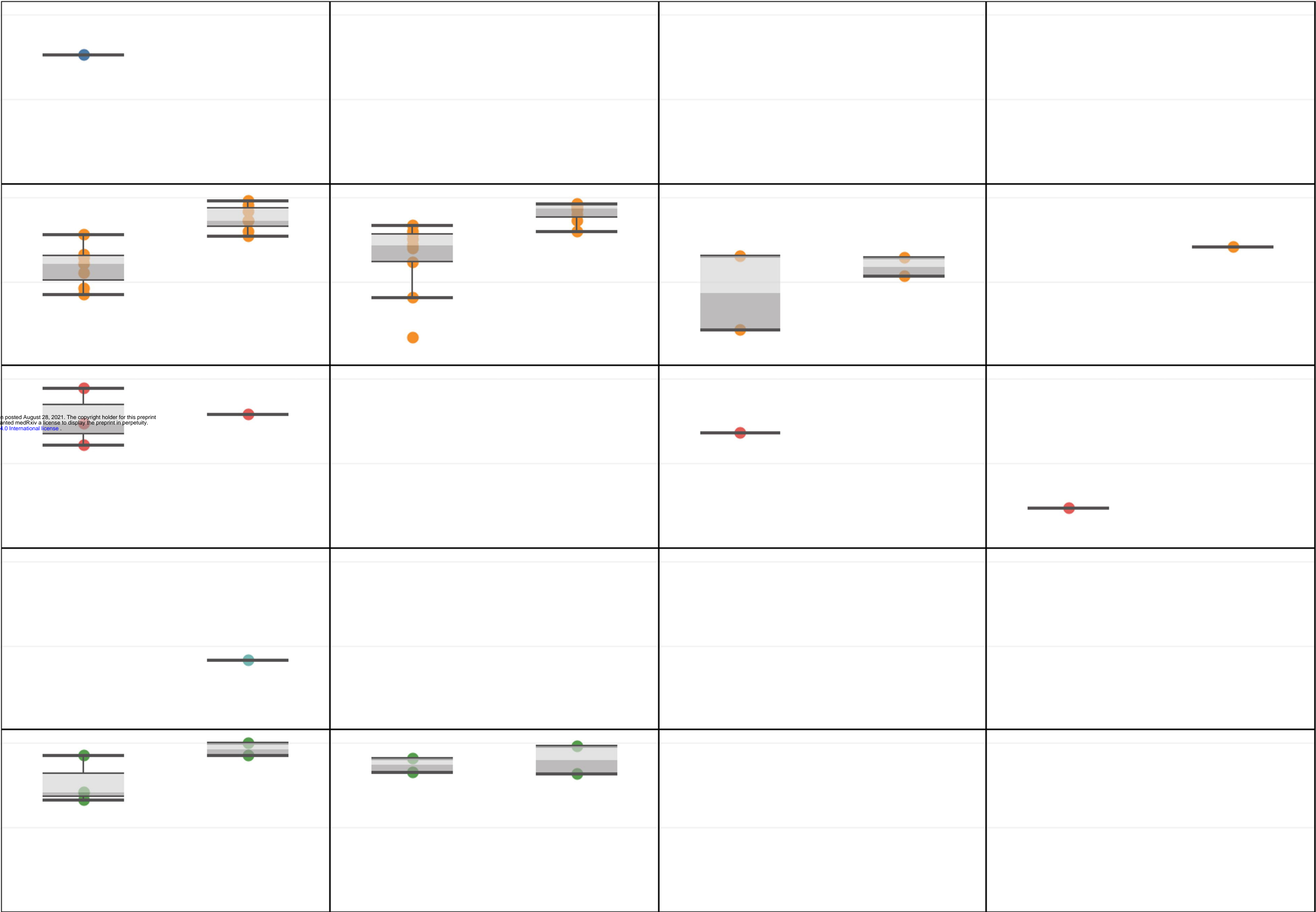
Dose 2

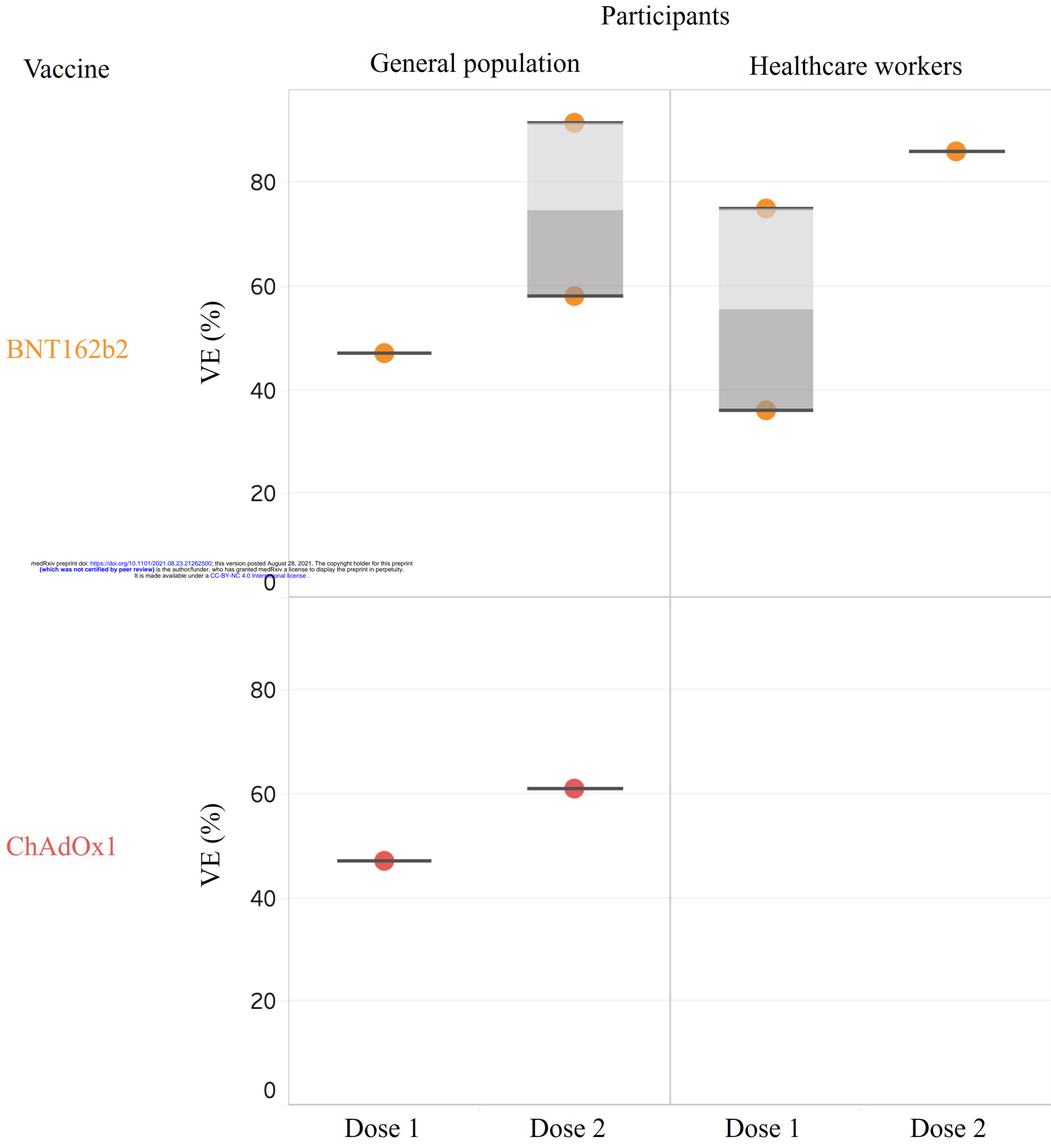
Dose 1

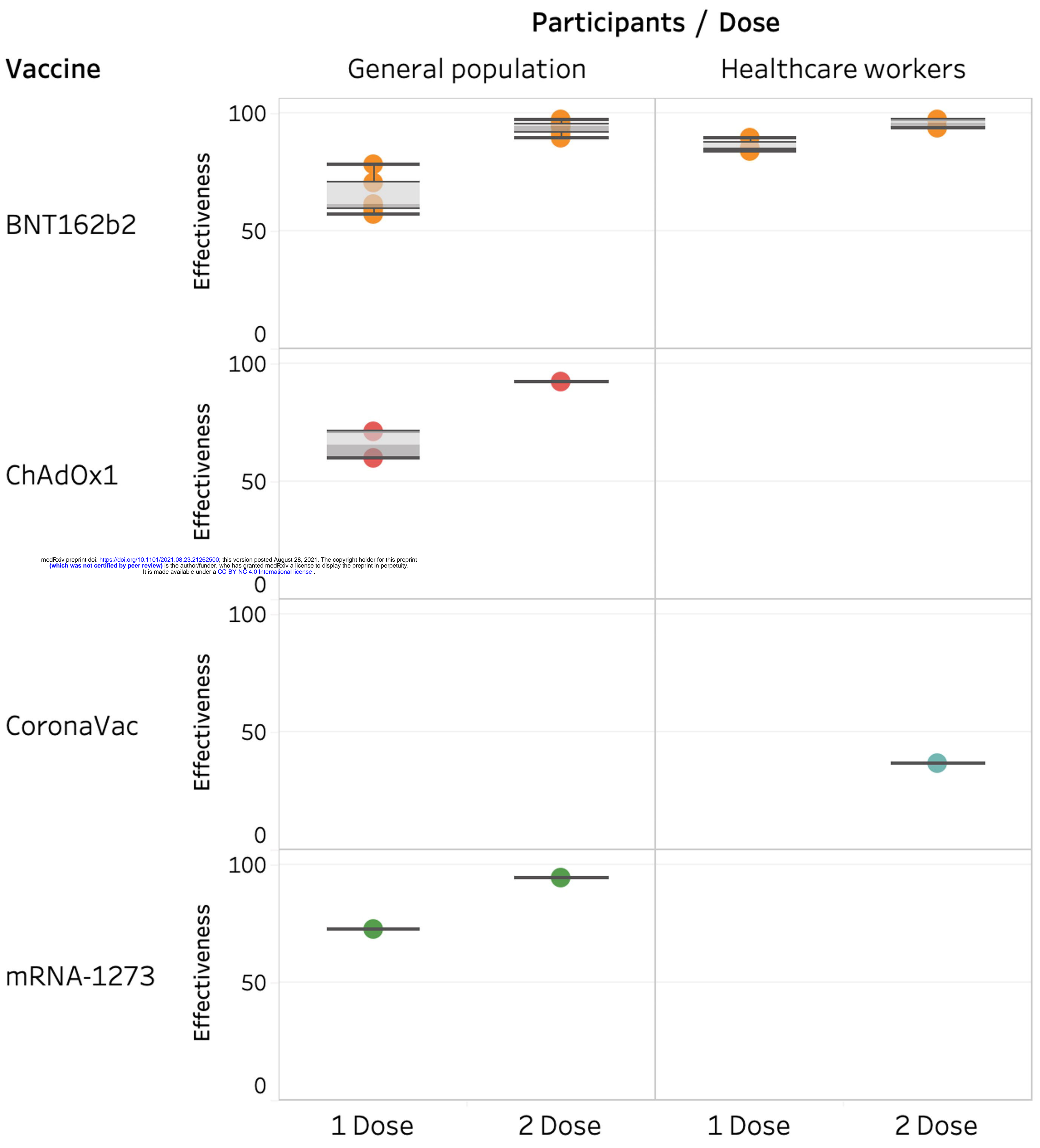
Dose 2

Dose 1

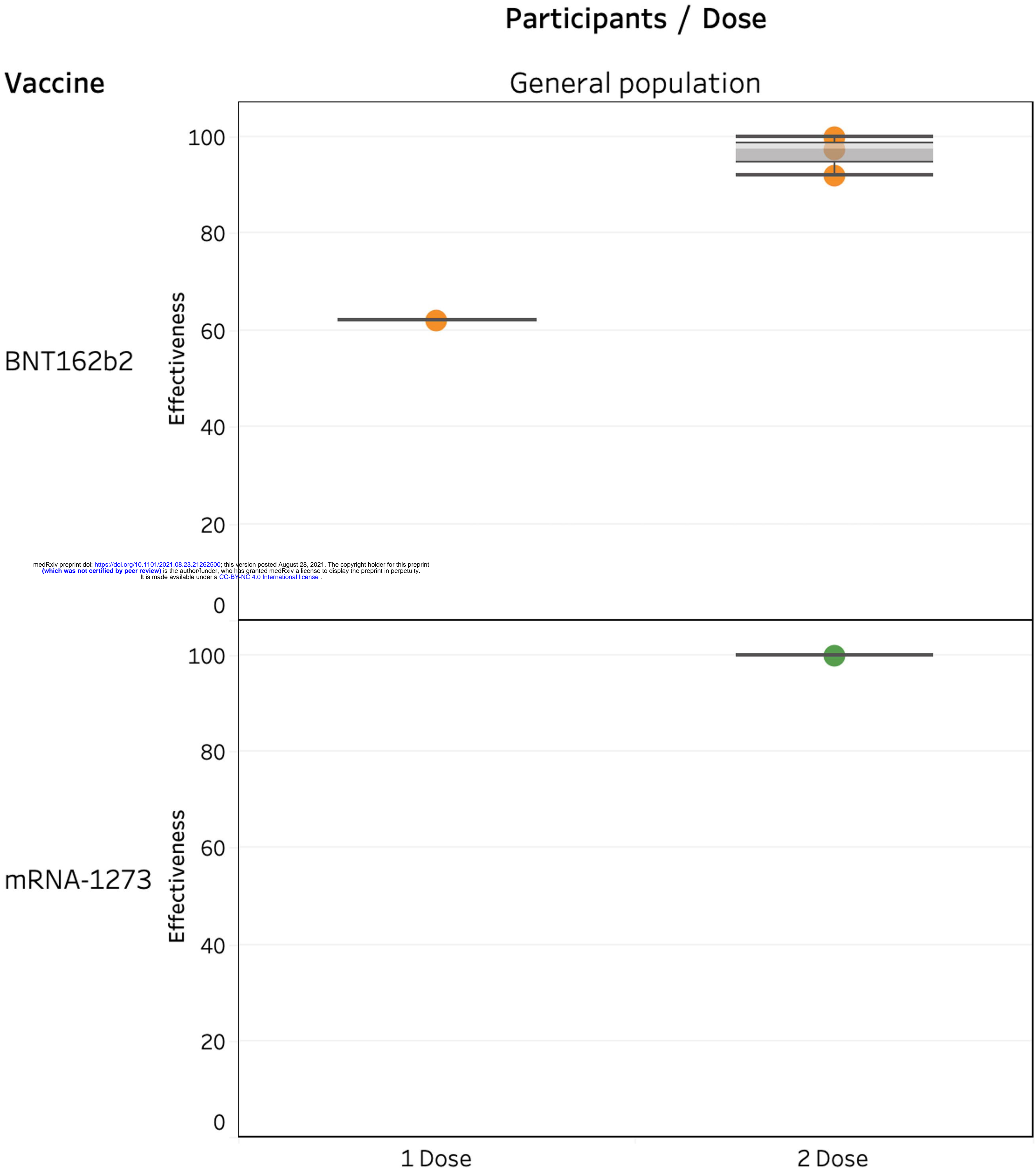
Dose 2

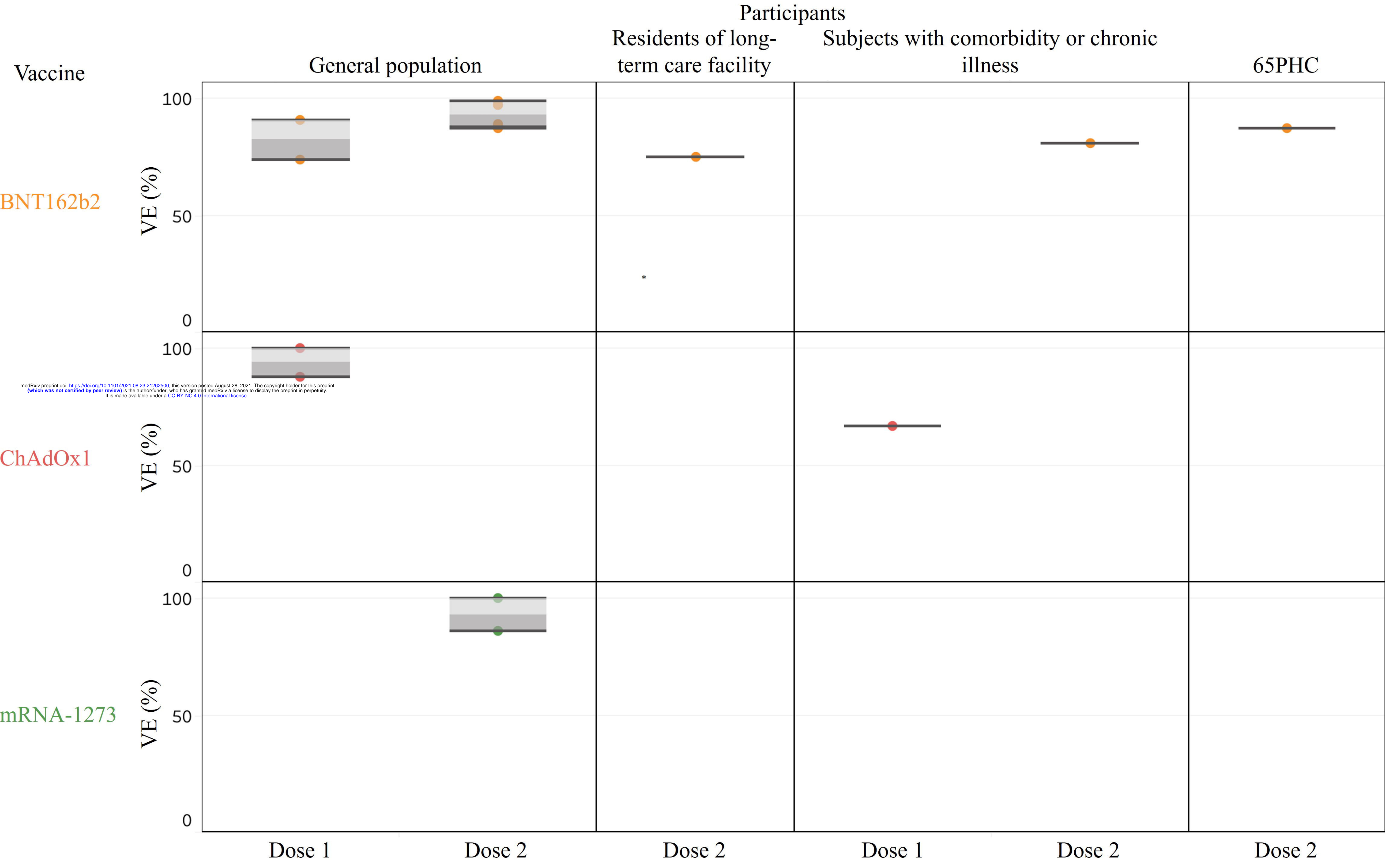


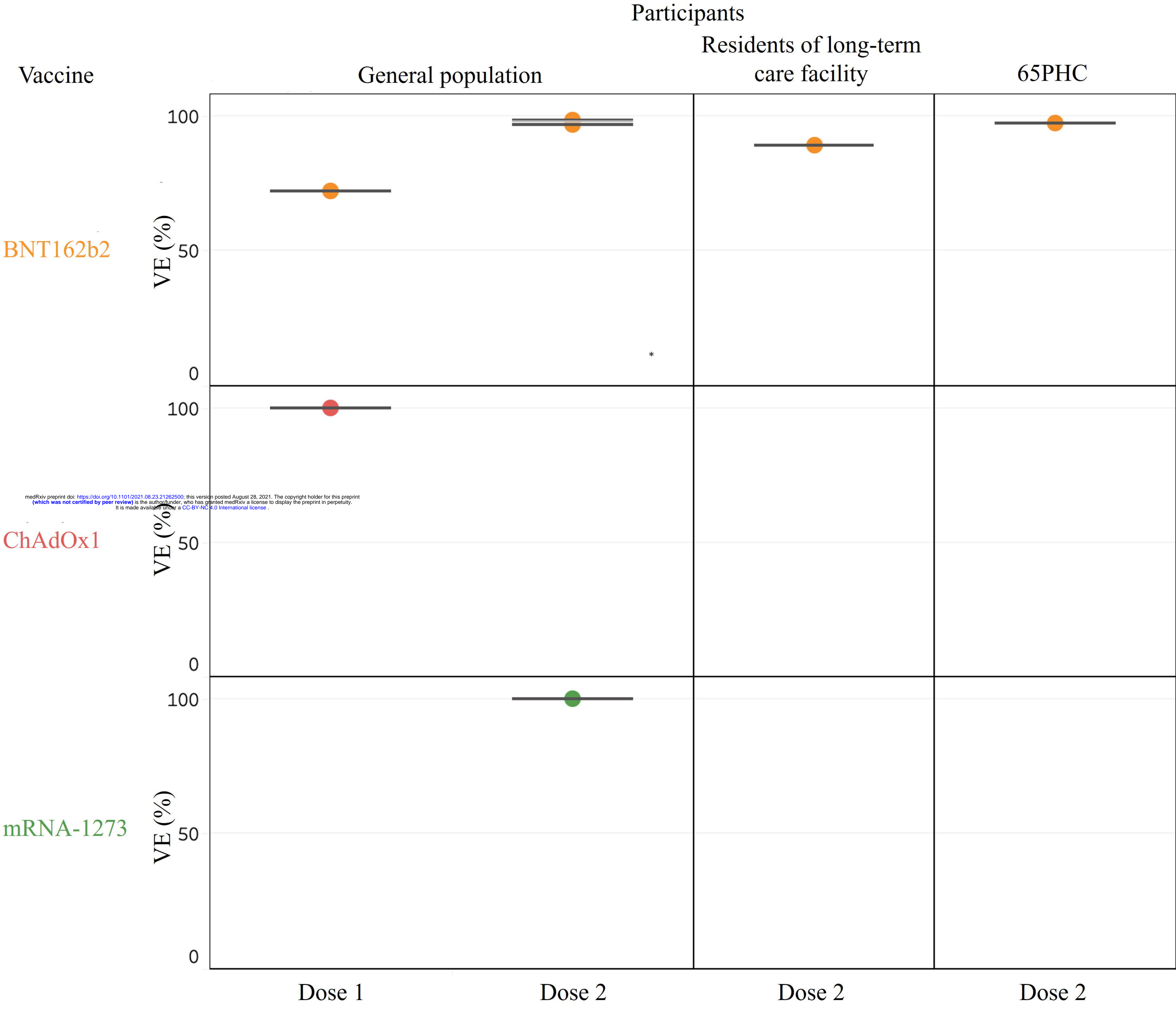














Outcomes

