

Mental health problems in the general population during and after the first lockdown phase due to the SARS-Cov-2 pandemic: Rapid review of multi-wave studies

Dirk Richter

Bern University Hospital for Mental Health, Center for Psychiatric Rehabilitation, Bern, Switzerland
University of Bern, Department of Psychiatry and Psychotherapy, Bern, Switzerland
Bern University of Applied Sciences, Department of Health Professions, Bern, Switzerland

Steffi Riedel-Heller

University of Leipzig, Institute of Social Medicine, Occupational Health and Public Health (ISAP),
Leipzig, Germany

Simeon Zuercher

Bern University Hospital for Mental Health, Center for Psychiatric Rehabilitation, Bern, Switzerland
University of Bern, Department of Psychiatry and Psychotherapy, Bern, Switzerland

Background: The SARS-Cov-2 pandemic and the lockdown response have increased mental health problems in general populations compared to pre-pandemic times. The course of mental health problems during and after the first lockdown phase has not yet been reviewed.

Methods: We conducted a rapid review of multi-wave studies in general populations with time points during and after the first lockdown phase. Repeated cross-sectional and longitudinal studies were included. The main outcome assessed was whether indicators of mental health problems have changed during and after the first lockdown phase. The study was registered with PROSPERO No. CRD42020218640

Findings: 23 studies with 56 indicators were included in the qualitative review. Studies that reported data from pre-pandemic assessments through lockdown indicated an increase in mental health problems. During lockdown no uniform trend could be identified. After lockdown mental health problems decreased slightly.

Interpretation: As mental health care utilization indicators and data on suicides do not suggest an increase in demand during the first lockdown phase, we regard the increase in mental health problems as general distress that is to be expected during a global health crisis. Several methodological, pandemic-related, response-related and health policy-related factors need to be considered when trying to gain a broader perspective on the impact of the first wave of the pandemic and the first phase of lockdown on general populations' mental health.

The SARS-Cov-2 pandemic has affected nearly the entire world and has led to considerable loss of life and high rates of physical morbidity. Moreover, the pandemic has seriously affected economies and individual livelihoods. Previous epidemics had tremendous negative consequences on the mental health of various population groups such as health care workers and survivors of the infectious disease. However, past epidemics have also negatively impacted the mental health of general populations at large ¹. Therefore, during the first wave of the Coronavirus pandemic and the first phase of lockdowns, there were widespread fears concerning mental health problems beyond population groups that were directly affected by the illness ². Some professional societies even feared a ‘tsunami of mental illness’ ³.

Several systematic reviews and meta-analyses have analysed the extent of mental health problems in the general population during the lockdown phase in spring/summer 2020. Pooled prevalence rates for depression, anxiety, and distress reached 30 to 40 percent ⁴⁻⁶, suggesting an increase in mental health problems during the first months in spring and early summer 2020 compared to pre-pandemic assessments. These prevalence rates, however, should to be interpreted with some caution due to methodological and psychopathological issues ⁷. To start with methodological caveats, many studies suffer from problems with sampling and sample size – which is understandable in the circumstances of an immediate outbreak. From a psychopathological perspective, it is unclear to what extent the prevalence rates reflect common distress that is to be expected in such public health crises and to what extent this distress will result in increasing rates of mental disorders and health care utilization demand. Therefore, we have decided to remain cautious and to stick to the terminology of ‘mental health problems’ rather than ‘mental illness’.

Another point that needs to be considered is the research design of most studies in this field. Most studies have utilized either a one-time cross-sectional design or have compared pre-lockdown data to cross-sectional results from data collection during lockdown. As nearly all countries eased their restrictions during summer 2020 and many have already entered the second phase of strict non-pharmacological interventions, we seek to explore the course of mental health problems during and after the first phase of lockdowns that is closely related to the first pandemic wave. A longitudinal perspective can help to solve some of the methodological and psychopathological problems and may inform about possible future developments concerning mental health during the pandemic.

Methods

We have conducted a rapid review of multi-wave studies that gathered data from general populations during and/or after the first lockdown phase in 2020. Rapid reviews are recommended in

cases where swift information is needed in order to inform policies and administrative responses to health-related challenges⁸. In doing so, rapid reviews waive some characteristics of systematic reviews to facilitate a publication that will be utilized more quickly than is common with systematic review. Our rapid review was registered with PROSPERO CRD42020218640.

We searched Pubmed (including preprint servers medRxiv, bioRxiv, arXiv, Research Square, and SSRN), PsychInfo and the preprint server PsyArXiv with search terms that have been adapted to the requirements of each database (see details in appendix). We also searched the search machine Google Scholar with very broad search terms. Inclusion criteria were as follows: studies that covered at least two time points during the first lockdown phase or at least one time point during lockdown and one time point after easing of public health restrictions. Both, repeated cross-sectional surveys and longitudinal panel studies were deemed to be analysed. Included languages were English, French, Dutch, Spanish and German. Further, we included only studies that utilized psychometrically validated instruments for assessing mental health problems. Any reporting modus (means, prevalence rates, regression coefficients) was included as long as data on at least two time points were reported. Exclusion criteria were a) health care workers, b) survivors or patients with SARS-CoV-2, c) vulnerable populations with a risk of being marginalized, that live in precarious situations, with poor access to health care services, with chronic physical conditions (e.g. homeless people, people with pre-existing mental illness, indigenous populations, cancer patients), d) specific subpopulations (e.g. students, young adults, seniors). The search was conducted by DR and randomly checked by SZ.

We extracted the following data: authors, country of data collection, publication status (preprint vs. peer-reviewed publication), sampling procedure, sample size, utilized assessment instrument, scale means or prevalence rates at the following time points: pre-lockdown, first and last timepoints during lockdown, post-lockdown. Results were briefly summarized in a separate column. In the case of non-reporting of means or prevalence data (e.g. when coefficients were reported), we extracted the result as provided by the authors. When only figures were presented, we estimated the exact numbers by measuring the bars. In cases where prevalence rates and scores were reported from the same study, we extracted both indicators. In order to provide a simplified overview on the changes during and after the first lockdown phase, we will display the results in three figures in the appendix.

Data extraction was conducted by DR and checked by SZ. Quality appraisal was conducted with an adapted instrument⁹. Items were rated on the options: yes, no, unclear. Following criteria were covered: sampling frame, sampling method, sample size, subjects and setting description, coverage, standardized procedures, and response rate. Quality appraisal was conducted by SZ and randomly checked by DR. The application of meta-analytical methods was impossible due to the heterogeneity of instruments, timepoints and measures. There was no funding source for this study.

Results

After study selection (Figure 1), we included 23 publications into the qualitative and narrative synthesis. Four of these studies covered the USA, another four were from Germany (one jointly with Austria) and three were from the United Kingdom. Apart from two publications from China, the remainder of the studies were single publications from various countries that predominantly covered European populations. 16 studies were peer-reviewed, 7 were published as preprints.

We identified the following study characteristics (Table 1). The sample sizes ranged from less than 200 to 90,000 per time point. 12 studies managed to collect data from representative samples while 11 utilized convenience or snowball sampling. The included studies reported results from 56 indicators. This means that many studies utilized two or three instruments simultaneously (e.g. anxiety plus depression). 7 studies reported data from pre-pandemic time points, 6 from post-lockdown phase. The instrument most utilized was the 'Depression, Anxiety, and Stress Scales', followed by the 'Patient Health Questionnaire' and the 'Generalized Anxiety Disorder Assessment'. Different versions of these and other scales were used. Our quality appraisal (Appendix) has shown that many studies have issues with sampling, recruitment and coverage, while the research procedures and the description of subjects and settings were well reported.

The changes of means, prevalence rates and coefficients were not uniform across indicators, types of mental health problems and time points (see Figures 2-4, Appendix). The general impression was as follows: an increase from pre-pandemic times to lockdown, a huge variation during lockdown but no uniform trends, and slight decrease of indicator data after lockdown.

We also looked for trends in specific types of mental health problems (e.g. anxiety or depression) and for trends in countries with more than two studies. Again, we found no uniform trends across studies.

Discussion

This rapid review has compiled data from multi-wave studies that analysed mental health problems during and after the first lockdown phase of the SARS-Cov-2-pandemic. We did not find a uniform trend of mental health problems and assume – without being able to quantify – a considerable heterogeneity. However, the most likely 'big picture' that emerged is as follows: as reported in previous systematic reviews ⁴⁻⁶, an increase in mental health problems can be seen from pre-pandemic time points to the first phase of the lockdown. During the first phase, we see a diversity of

trends, some increasing, some decreasing and some with no changes. After the easing of the restrictions, we mainly find a slight decrease in mental health problems. This decrease, however, does not reach pre-pandemic levels.

Several methodological, psychopathological, pandemic-related, lockdown-related and policy-related issues have to be considered while interpreting this somewhat unclear picture.

(1) Methodologically, we found a diversity of instruments, of versions of the same instrument and sampling approaches that were utilized in the studies. Additionally, we found many studies that used more than one indicator answered by the same respondents. This methodological challenge is known from previous reviews on prevalence changes of mental illness and needs to be accounted for as the effect sizes are dependent ^{10,11}.

(2) In terms of psychopathology, we found several mental health problems that were addressed: anxiety, depression and distress among them prominently. While these are negative emotional reactions, it is not clear what kind of problem is most relevant and whether these problems reflect general distress. And again, we did not find a clear trend that emerged in this regard. Additionally, we have seen statistically relevant differences in means and prevalences between time points during and after lockdown that *prima facie* do not indicate large clinical relevance and effect size.

(3) In many countries, the mental health-related consequences of the pandemic cannot be clearly separated from lockdown effects as lockdowns are commonly implemented when infection rates are high. Nevertheless, we assume that emotional reactions to the infection are a major background of the mental health problems that have emerged. In this regard, it needs to be considered that the first wave of the pandemic in larger countries did not hit the entire country at the same time. In many countries, the pandemic spread from hotspots (e.g. Lombardy in Italy or the Northeast of the United States) to other areas. Data from the United States Centers for Disease Control suggest that mental health problems are to a certain extent correlated to infection rates ¹². Therefore, the timing of data collection and actual infection rates in the region where respondents are crucial information that is commonly missing in the publications. These methodological problems raise some doubts on nationwide surveys that cover differently affected regions, particularly in larger countries.

(4) The implementation of non-pharmacological interventions, summarized as lockdown, was not uniform across countries or sometimes even within countries (e.g. the USA). Some states implemented very strict measures that locked citizens up in their houses, other states ordered curfews at night-time only, and other jurisdictions again adopted a 'lighter' approach ¹³. As the rigidity and time length of restrictions is known to be of importance in terms of mental health problems ^{14,15}, we assume that those differences need to be accounted for when interpreting data on

mental health during and after lockdown. Further, the success of measures in terms of the reduction or even suppression of infection rates needs to be considered.

(5) Alongside differences in the implementation of non-pharmacological intervention, states have also shown a diversity of policy responses. While some political leaders have clearly and consistently communicated the risks of the pandemic and of non-adherence to restrictions, others have denied the public health crisis and have defied recommendations from experts. As empirical research has demonstrated, this clearly had an impact on the general public. In the USA, for example, the politicization of the pandemic has led to diverse views and behavioural responses according to political camps¹⁶. We assume that these differences will also impact the emotional response to the pandemic. When people see the virus as non-existent or to be of minor risk, there is no reason to be worried about it. In addition, states have differed to a certain extent in the welfare response that aimed at mitigating the economic and psychosocial consequences of the pandemic. The longer the pandemic is not sufficiently suppressed, the more important the welfare state response in terms of mental health becomes.

As data on other mental health indicators suggest, the first lockdown phase has – in general – not led to an increase in mental health care utilization. A UK study reported that the demand for mental health care decreased partly due to fears of becoming infected in health care settings¹⁷. A large German statutory health insurer published a report that indicated a sharp increase in mental health-related sick leave during the first pandemic peak that had returned to ‘normal’ levels during spring and summer of 2020. This report concluded: “It would be inappropriate to derive increasing mental illness rates from these data.”^{18: 44; our translation} Also, suicide rates and suicide attempt rates in various countries do not seem to have risen compared to pre-pandemic times e.g.^{19,20,21}. Whether these trends will hold in further infection or lockdown phases, remains to be seen. Our assumption that post-lockdown mental health problems have not decreased to pre-pandemic levels, is concerning in this regard. Newly imposed restrictions during the second phase of lockdown together with infection rates that are much higher than during the first pandemic wave and increasing economic worries may induce more mental health problems in future weeks and months. This may also result in a higher demand for mental health services.

Conclusions

We conclude from this rapid review that mental health problems in the general population have increased compared to pre-pandemic times and have decreased particularly after easing lockdown restrictions to a level that is assumingly higher than before the pandemic. As many data sources do

not indicate an increasing demand for mental health care utilization during the first wave of the pandemic, we interpret these mental health problems generally as distress that is to be expected during a global public health crisis. This conclusion, however, does not disregard that some individuals or some population groups have suffered psychologically over and above the commonly to be expected distress in the first half of 2020. Again, studies on people with pre-existing mental disorders, for example, do not generally suggest worse outcomes during the first lockdown phase. While some studies see more distress on this group^{22,23}, others reject this hypothesis^{24,25}. And our conclusion does not disregard that there is a certain risk for increasing mental illness and demand for mental health care in the general population the longer the pandemic and its economic and psychosocial consequences will last.

In terms of methodology, we caution against the over-interpretation of results from single studies on mental health problems during the pandemic. Similar to meta-analyses of clinical trials which oftentimes provide conflicting results on health care interventions, only aggregate and synthesized data are able to inform on general trends. This is particularly the case during this pandemic as various confounding factors need to be considered when trying to get a clearer perspective on the complexity of mental health problems in such a crisis.

Figure 1: Flow-Chart according to PRISMA

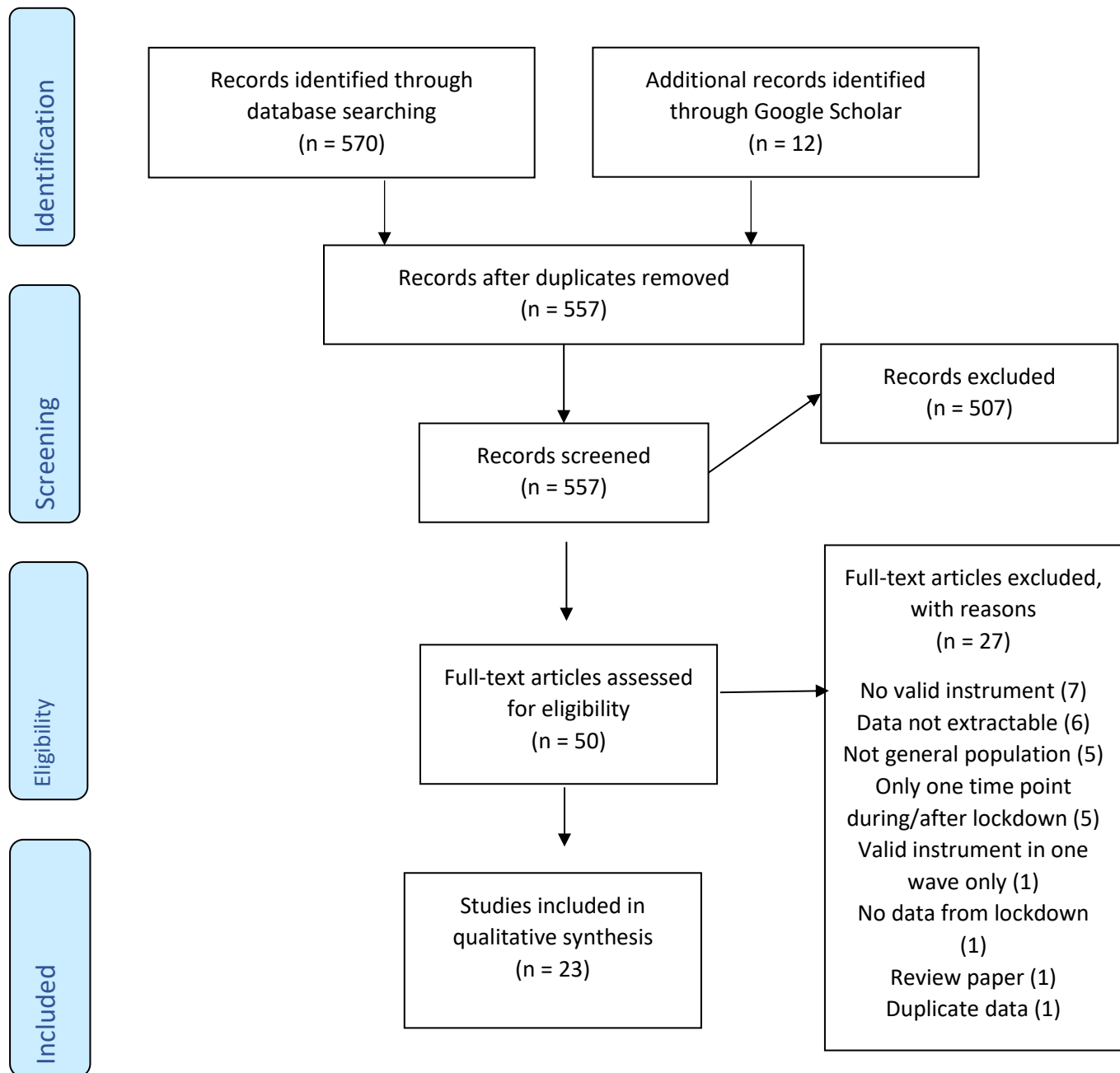


Table 1: Characteristics of multi-wave studies reporting on mental health problems for at least two time points (during the first lockdown/pandemic wave or during the first lockdown/pandemic wave and a time point after easing of public health restrictions)

Author	Country	Pre-print (PP) / Peer-reviewed (PR)	Sampling	Sample size	Instrument	Pre-Lockdown	First Lockdown	Latest Lockdown	Post-Lockdown	Results (effect size if provided by original studies)
Canet-Juric et al. ²⁶	Argentina	PR	Non-representative Online Survey, Social networks	6,057	BDI-II (score)	..	8.74	9.41	..	Significant increase; small effect size
					STAI (score)	..	1.16	1.11	..	Significant decrease; small effect size
					PANAS (neg.) (score)	..	17.6	17.14	..	Significant decrease; small effect size
					PANAS (pos.) (score)	..	24.06	23.79	..	Significant decrease; small effect size
Chandola et al. ²⁷	United Kingdom	PP	Representative Household Panel Survey	10,266 to 11,582	GHQ-12 (prevalence)	24	37.2	33.8	..	Significant increase from pre-lockdown to first Lockdown; decrease first lockdown to latest lockdown (no formal significance test)
Daly et al. ²⁸	United States	PR	Representative Online Survey	5,075 to 6,819	PHQ-2 (prevalence)	8.9	10.5	14.2	..	Significant increase across all timepoints
					PHQ-2 (score)	0.69	0.82	1.08	..	Significant increase across all timepoints
De Quervain et al. ²⁹	Switzerland	PP	Non-representative online Survey	5,120 to 10,438	PHQ-9 (prevalence)	3.4	9.1	12.5	..	Significant increase across all timepoints
Duan et al. ³⁰	China	PR	Random online survey	1,390	PSS-10 (score)	..	2.56	2.36	..	Significant decrease; medium effect size
Du Roscoät ³¹	France	PP	Representative online survey	2,000	HADS (Anx.) (prevalence)	..	26.7	18.4	16.9	Significant decrease from first lockdown to post-lockdown
					HADS (Depr.) (prevalence)	..	19.9	18.6	12.1	Significant decrease from first lockdown to post-lockdown
Fancourt et al. ³²	United Kingdom	PP	Representative online survey	36,520	PHQ-9 (score)	..	≈7.36	≈5.96	≈5.56	Significant decrease from first lockdown to post-lockdown

					GAD-7 (score)	..	≈5.92	≈4.44	≈4.04	Significant decrease from first lockdown to post-lockdown
Filgueiras & Stults-Kolehmainen ³	Brazil	PP	Non-representative online survey	360	PSS-10 (score)	..	20.54	22.03	..	Significant increase
					PSS-10 (prevalence)	..	65.8	74.7	..	
					FDI (score)	..	65.32	70.31	..	Significant increase
					FDI (prevalence)	..	62.2	72.2	..	
					STAI (score)	..	43.61	49.88	..	Significant increase
					STAI (prevalence)	..	48.2	64.3	..	
Fiorillo et al. ³⁴	Italy	PR	Non-representative online survey	20,720	DASS-21 (Depr.) (score)	..	12.1	13.1	..	Significant increase
					DASS-21 (Anx.) (score)	..	7.5	8.5	..	Significant increase
					DASS-21 (Stre.) (score)	..	16	17.2	..	Significant increase
Gopal et al. ³⁵	India	PR	Non-representative online survey	159	GAD-7 (prevalence)	..	10.4	12.7	..	Significant increase
					PHQ-2 (prevalence)	..	14.8	26.1	..	Significant increase
Hetkamp et al. ³⁶	Germany	PR	Non-representative online survey	16,245	GAD-7 (prevalence)	7.2	37	22.1	..	Increase pre-lockdown to first lockdown; decrease from first lockdown to latest lockdown (no test statistic provided)
Holman et al. ³⁷	United States	PR	Representative online survey	2,122 to 2,234	ASDS-5 (score)	..	≈1.75	≈1.95	..	Significant increase
					BSI (score)	..	≈0.55	≈0.76	..	Significant increase

Kikuchi et al. ³⁸	Japan	PR	Non-representative online survey	2,078	K6 (prevalence)	..	9.34	11.31	..	Significant increase
					K6 (score)	..	4.79	5.6	..	Significant increase
Kimhi et al. ³⁹	Israel	PR	Representative online survey	300	BSI (score)	..	2.35	..	2.19	Significant decrease
Mata et al. ⁴⁰	Germany	PP	Representative online survey	3,500	STAI (score)	..	1.8	1.7	1.66	Significant decrease between first lockdown and latest lockdown/post-lockdown
					PHQ-2 (score)	1.5	1.43	Significant decrease between first lockdown and latest lockdown/post-lockdown
O'Connor et al. ²²	United Kingdom	PR	Representative online survey	2,604 to 3,077	PHQ-9 (prevalence)	..	26.1	23.7	..	Non-significant decrease
					GAD-7 (prevalence)	..	21	16.8	..	Significant decrease
Planchuelo-Gómez et al. ⁴¹	Spain	PP	Non-representative online survey	1,174 to 3,550	DASS-21 (Anx.) (prevalence)	..	32.45	37.22	..	Significant increase
					DASS-21 (Anx.) (score)	..	3.15	3.6	..	Significant increase
					DASS-21 (Depr.) (prevalence)	..	44.11	46.42	..	Significant increase
					DASS-21 (Depr.) (score)	..	5.06	5.55	..	Significant increase
					DASS-21 (Stre.) (prevalence)	..	37	49.66	..	Significant increase
					DASS-21 (Stre.) (score)	..	6.5	7.94	..	Significant increase
					PHQ-4 (score)	..	3.21	..	3.87	Significant increase
					PHQ-4 (score)	..	3.21	..	3.87	Significant increase
Schnell & Krampe ⁴²	Germany and Austria	PR	Non-representative online survey	1,527	PHQ-4 (score)	..	3.21	..	3.87	Significant increase

					PHQ-4 (prevalence)	..	42	..	40	No significant decrease
Staples et al. ⁴³	Australia	PR	Non-representative online survey	5,454	K-10 (score)	31.2	31.4	30.7	..	Non-significant changes
					PHQ-9 (score)	14.3	14.4	14.1	..	Non-significant changes
					GAD-7 (score)	12.1	12.5	11.9	..	Significant increase between pre-lockdown and first lockdown; significant decrease between first lockdown and latest lockdown (small effect)
Twenge & Joiner ⁴⁴	United States	PR	Representative online survey	17,067 to 90,798	PHQ-2 (prevalence)	6.6	23.5	24.9	..	Significant increase between pre-lockdown and first lockdown; significant increase between first lockdown and latest lockdown
					GAD-2 (prevalence)	8.2	30.8	29.4	..	Significant increase between pre-lockdown and first lockdown; significant decrease between first lockdown and latest lockdown
Wang et al. ⁴⁵	China	PR	Non-representative online survey	861 to 1,304	IES-R (score)	..	32.98	30.76	..	Significant decrease
					DASS-21 (Stre.) (score)	..	7.76	7.86	..	Non-significant increase
					DASS-21 (Anx.) (score)	..	6.16	6.15	..	Non-significant decrease
					DASS-21 (Depr.) (score)	..	6.25	6.38	..	Non-significant increase
Zacher & Rudolf ⁴⁶	Germany	PR	Representative online survey	979	PANAS (pos.) (score)	4.49	4.46	4.37	4.28	Non-significant decrease between pre-lockdown to first lockdown; Significant decrease after first lockdown
					PANAS (neg.) (score)	2.64	2.62	2.56	2.49	Non-significant decrease between pre-lockdown to first lockdown; Significant decrease after first lockdown

Zhou et al. ⁴⁷	United States	PR	Representative online survey	442 to 1,021	DASS-21 (Stre.) (score)	..	7.39	6.13	..	Significant decrease
					DASS-21 (Anx.) (score)	..	5.77	4.36	..	Significant decrease
					DASS-21 (Depr.) (score)	..	7.14	5.69	..	Significant decrease

≈, results provided in graphical format only

ASDS-5, Acute Stress Disorder Scale-5; BDI-II, Beck Depression Inventory-II; BSI, Brief Symptom Inventory; DASS-21 (Anx.), Depression, Anxiety, Stress Scale - Anxiety; DASS-21 (Depr.), Depression, Anxiety, Stress Scale - Depression; DASS-21 (Stre.), Depression, Anxiety, Stress Scale - Stress; FDI, Filgueiras Depression Inventory; GAD-2, Generalised Anxiety Disorder-2; GAD-7, Generalised Anxiety Disorder-7; GAD-7, Generalized Anxiety Disorder-7; GHQ-12, 12-item General Health Questionnaire; HADS (Anx.), Hospital Anxiety and Depression Scale; HADS (Depr.), Hospital Anxiety and Depression Scale; IES-R, Impact of Event Scale-Revised; K-10, Kessler Psychological Distress Scale; K6, Kessler Psychological Distress Scale; NA, text; PANAS (pos.), Positive and Negative Affect Schedule -Positive Affect; PHQ-2, Patient Health Questionnaire-2; PHQ-4, Patient Health Questionnaire-4; PHQ-9, Patient Health Questionnaire-9; PSS-10, Perceived Stress Scale-10; STAI, State-Trait Anxiety Inventory

References

1. Zürcher SJ, Kerksieck P, Adamus C, et al. Prevalence of Mental Health Problems During Virus Epidemics in the General Public, Health Care Workers and Survivors: A Rapid Review of the Evidence. *Frontiers in Public Health* 2020; **8**(715). DOI: 10.3389/fpubh.2020.560389.
2. The Lancet Infectious Diseases. The intersection of COVID-19 and mental health. *Lancet Infect Dis* 2020; **20**(11): 1217. DOI: 10.1016/S1473-3099(20)30797-0.
3. Royal College of Psychiatrists. Psychiatrists see alarming rise in patients needing urgent and emergency care and forecast a 'tsunami' of mental illness. 2020. <https://www.rcpsych.ac.uk/news-and-features/latest-news/detail/2020/05/15/psychiatrists-see-alarming-rise-in-patients-needing-urgent-and-emergency-care> (accessed 09-07-2020).
4. Krishnamoorthy Y, Nagarajan R, Saya GK, Menon V. Prevalence of psychological morbidities among general population, healthcare workers and COVID-19 patients amidst the COVID-19 pandemic: A systematic review and meta-analysis. *Psychiatry Res* 2020; **293**: 113382. DOI: 10.1016/j.psychres.2020.113382.
5. Luo M, Guo L, Yu M, Jiang W, Wang H. The psychological and mental impact of coronavirus disease 2019 (COVID-19) on medical staff and general public - A systematic review and meta-analysis. *Psychiatry Res* 2020; **291**: 113190. DOI: 10.1016/j.psychres.2020.113190.
6. Salari N, Hosseini-Far A, Jalali R, et al. Prevalence of stress, anxiety, depression among the general population during the COVID-19 pandemic: a systematic review and meta-analysis. *Global Health* 2020; **16**(1): 57. DOI: 10.1186/s12992-020-00589-w.
7. Riedel-Heller S, Richter D. COVID-19 Pandemic and Mental Health of the General Public: Is there a Tsunami of Mental Disorders? (in German). *Psychiatr Prax* 2020; **47**(8): 452-6. DOI: 10.1055/a-1290-3469.
8. Tricco AC, Langlois EV, Straus SE, editors. Rapid reviews to strengthen health policy and systems: a practical guide. Geneva: World Health Organization; 2017.
9. Munn Z, Moola S, Lisy K, Riitano D, Tufanaru C. Methodological guidance for systematic reviews of observational epidemiological studies reporting prevalence and cumulative incidence data. *Int J Evid Based Healthc* 2015; **13**(3): 147-53. DOI: 10.1097/XEB.0000000000000054.
10. Richter D, Wall A, Bruen A, Whittington R. Is the global prevalence rate of adult mental illness increasing? Systematic review and meta-analysis. *Acta Psychiatr Scand* 2019; **140**(5): 393-407. DOI: 10.1111/acps.13083.
11. Fernandez-Castilla B, Jamshidi L, Declercq L, Beretvas SN, Onghena P, Van den Noortgate W. The application of meta-analytic (multi-level) models with multiple random effects: A systematic review. *Behav Res Methods* 2020; **52**(5): 2031-52. DOI: 10.3758/s13428-020-01373-9.
12. CDC. Mental Health - Household Pulse Survey. 2020. <https://www.cdc.gov/nchs/covid19/pulse/mental-health.htm> (accessed 19-11-2020).
13. Oxford University. Oxford COVID-19 Government Response Tracker. 2020. <https://covidtracker.bsg.ox.ac.uk/> (accessed 19-11-2020).
14. Brooks SK, Webster RK, Smith LE, et al. The psychological impact of quarantine and how to reduce it: rapid review of the evidence. *Lancet* 2020; **395**(10227): 912-20. DOI: 10.1016/S0140-6736(20)30460-8.
15. Huremovic D. Social Distancing, Quarantine, and Isolation. In: Huremovic D, ed. *Psychiatry of Pandemics: A Mental Health Response to Infection Outbreak*. Cham: Springer; 2019: 85-94.
16. Zhao E, Wu Q, Crimmins EM, Ailshire JA. Media trust and infection mitigating behaviours during the COVID-19 pandemic in the USA. *BMJ Glob Health* 2020; **5**(10). DOI: 10.1136/bmjgh-2020-003323.
17. Chen S, Jones PB, Underwood BR, et al. The early impact of COVID-19 on mental health and community physical health services and their patients' mortality in Cambridgeshire and Peterborough, UK. *J Psychiatr Res* 2020; **131**: 244-54. DOI: 10.1016/j.jpsychires.2020.09.020.
18. Techniker Krankenkasse. Corona 2020: Gesundheit, Belastungen, Möglichkeiten (translated: Corona 2020: Health, Distress, Chances). Hamburg: Techniker Krankenkasse, 2020.

19. Hernandez-Calle D, Martinez-Ales G, Mediavilla R, Aguirre P, Rodriguez-Vega B, Bravo-Ortiz MF. Trends in Psychiatric Emergency Department Visits Due to Suicidal Ideation and Suicide Attempts During the COVID-19 Pandemic in Madrid, Spain. *J Clin Psychiatry* 2020; **81**(5). DOI: 10.4088/JCP.20I13419.
20. John A, Pirkis J, Gunnell D, Appleby L, Morrissey J. Trends in suicide during the covid-19 pandemic. *BMJ* 2020; **371**: m4352. DOI: 10.1136/bmj.m4352.
21. Leske S, K lves K, Crompton D, Arensman E, de Leo D. Real-time suicide mortality data from police reports in Queensland, Australia, during the COVID-19 pandemic: an interrupted time-series analysis. *Lancet Psychiatry* 2020. DOI: 10.1016/S2215-0366(20)30435-1.
22. O'Connor RC, Wetherall K, Cleare S, et al. Mental health and well-being during the COVID-19 pandemic: longitudinal analyses of adults in the UK COVID-19 Mental Health & Wellbeing study. *Br J Psychiatry* 2020: 1-8. DOI: 10.1192/bjp.2020.212.
23. Liu CH, Stevens C, Conrad RC, Hahm HC. Evidence for elevated psychiatric distress, poor sleep, and quality of life concerns during the COVID-19 pandemic among U.S. young adults with suspected and reported psychiatric diagnoses. *Psychiatry Res* 2020; **292**: 113345. DOI: 10.1016/j.psychres.2020.113345.
24. Pinkham AE, Ackerman RA, Depp CA, Harvey PD, Moore RC. A Longitudinal Investigation of the Effects of the COVID-19 Pandemic on the Mental Health of Individuals with Pre-existing Severe Mental Illnesses. *Psychiatry Res* 2020; **294**: 113493. DOI: 10.1016/j.psychres.2020.113493.
25. Schutzwahl M, Mergel E. Social Participation, Inclusion and Mental Well-Being Following SARS-CoV-2 Related Restrictions on Going Out - A Follow-up Study from Germany (in German). *Psychiatr Prax* 2020; **47**(6): 308-18. DOI: 10.1055/a-1202-2427.
26. Canet-Juric L, Andres ML, Del Valle M, et al. A Longitudinal Study on the Emotional Impact Cause by the COVID-19 Pandemic Quarantine on General Population. *Front Psychol* 2020; **11**: 565688. DOI: 10.3389/fpsyg.2020.565688.
27. Chandola T, Kumari M, Booker CL, Benzeval MJ. The mental health impact of COVID-19 and pandemic related stressors among adults in the UK. *medRxiv* 2020. DOI: 10.1101/2020.07.05.20146738.
28. Daly M, Sutin AR, Robinson E. Depression reported by US adults in 2017-2018 and March and April 2020. *J Affect Disord* 2021; **278**: 131-5. DOI: 10.1016/j.jad.2020.09.065.
29. de Quervain D, Aerni A, Amini E, et al. The Swiss Corona Stress Study. *Psyarxiv* 2020. DOI: 10.31219/osf.io/jqw6a.
30. Duan H, Yan L, Ding X, Gan Y, Kohn N, Wu J. Impact of the COVID-19 pandemic on mental health in the general Chinese population: Changes, predictors and psychosocial correlates. *Psychiatry Res* 2020; **293**: 113396. DOI: 10.1016/j.psychres.2020.113396.
31. du Rosco t E. Mental health of the French population during the COVID-19 pandemic: results of the CoviPrev survey. 2020. <https://eurohealthnet-magazine.eu/mental-health-of-the-french-population-during-the-covid-19-pandemic-results-of-the-coviprev-survey/> (accessed 01-12-2020).
32. Fancourt D, Steptoe A, Bu F. Trajectories of anxiety and depressive symptoms during enforced isolation due to COVID-19: longitudinal analyses of 36,520 adults in England. *medRxiv* 2020. DOI: 10.1101/2020.06.03.20120923.
33. Filgueiras A, Stults-Kolehmainen M. Factors linked to changes in mental health outcomes among Brazilians in quarantine due to COVID-19. *medRxiv* 2020. DOI: 10.1101/2020.05.12.20099374.
34. Fiorillo A, Sampogna G, Giallonardo V, et al. Effects of the lockdown on the mental health of the general population during the COVID-19 pandemic in Italy: Results from the COMET collaborative network. *Eur Psychiatry* 2020; **63**(1): e87. DOI: 10.1192/j.eurpsy.2020.89.
35. Gopal A, Sharma AJ, Subramanyam MA. Dynamics of psychological responses to COVID-19 in India: A longitudinal study. *PLoS One* 2020; **15**(10): e0240650. DOI: 10.1371/journal.pone.0240650.
36. Hetkamp M, Schweda A, Bauerle A, et al. Sleep disturbances, fear, and generalized anxiety during the COVID-19 shut down phase in Germany: relation to infection rates, deaths, and German stock index DAX. *Sleep Med* 2020; **75**: 350-3. DOI: 10.1016/j.sleep.2020.08.033.

37. Holman EA, Thompson RR, Garfin DR, Silver RC. The unfolding COVID-19 pandemic: A probability-based, nationally representative study of mental health in the United States. *Sci Adv* 2020; **6**(42). DOI: 10.1126/sciadv.abd5390.
38. Kikuchi H, Machida M, Nakamura I, et al. Changes in Psychological Distress During the COVID-19 Pandemic in Japan: A Longitudinal Study. *J Epidemiol* 2020; **30**(11): 522-8. DOI: 10.2188/jea.JE20200271.
39. Kimhi S, Marciano H, Eshel Y, Adini B. Recovery from the COVID-19 pandemic: Distress and resilience. *Int J Disaster Risk Reduct* 2020; **50**: 101843. DOI: 10.1016/j.ijdrr.2020.101843.
40. Mata J, Wenz A, Rettig T, et al. Health behaviors and mental health before and during the COVID-19 pandemic: A longitudinal population-based survey. *Psyarxiv* 2020. DOI: 10.31234/osf.io/qbgh7.
41. Planchuelo-Gómez Á, Odriozola-González P, Iruetia MJ, de Luis-García R. Longitudinal evaluation of the psychological impact of the COVID-19 crisis in Spain. *Psyarxiv* 2020. DOI: 10.1016/j.jad.2020.09.018.
42. Schnell T, Krampe H. Meaning in Life and Self-Control Buffer Stress in Times of COVID-19: Moderating and Mediating Effects With Regard to Mental Distress. *Front Psychiatry* 2020; **11**: 582352. DOI: 10.3389/fpsy.2020.582352.
43. Staples L, Nielssen O, Kayrouz R, et al. Rapid report 2: Symptoms of anxiety and depression during the first 12 weeks of the Coronavirus (COVID-19) pandemic in Australia. *Internet Interv* 2020; **22**: 100351. DOI: 10.1016/j.invent.2020.100351.
44. Twenge JM, Joiner TE. U.S. Census Bureau-assessed prevalence of anxiety and depressive symptoms in 2019 and during the 2020 COVID-19 pandemic. *Depress Anxiety* 2020. DOI: 10.1002/da.23077.
45. Wang C, Pan R, Wan X, et al. A longitudinal study on the mental health of general population during the COVID-19 epidemic in China. *Brain Behav Immun* 2020; **87**: 40-8. DOI: 10.1016/j.bbi.2020.04.028.
46. Zacher H, Rudolph CW. Individual differences and changes in subjective wellbeing during the early stages of the COVID-19 pandemic. *Am Psychol* 2020. DOI: 10.1037/amp0000702.
47. Zhou Y, MacGeorge EL, Myrick JG. Mental Health and Its Predictors during the Early Months of the COVID-19 Pandemic Experience in the United States. *Int J Environ Res Public Health* 2020; **17**(17). DOI: 10.3390/ijerph17176315.

Appendix: Search strategy

Pubmed

(Covid-19 OR lockdown OR SARS-Cov-2) AND (mental OR psychiatr* OR psycholog*) AND (repeated OR longitudinal OR wave* OR during [TI])

PsychInfo (via Ovid)




((Covid-19 or lockdown or SARS-Cov-2) and (mental or psychiatr* or psycholog*)).mp. and ((repeated or longitudinal or wave*).mp. or during.ti.) [mp=title, abstract, heading word, table of contents, key concepts, original title, tests & measures, mesh]

PsyArxiv

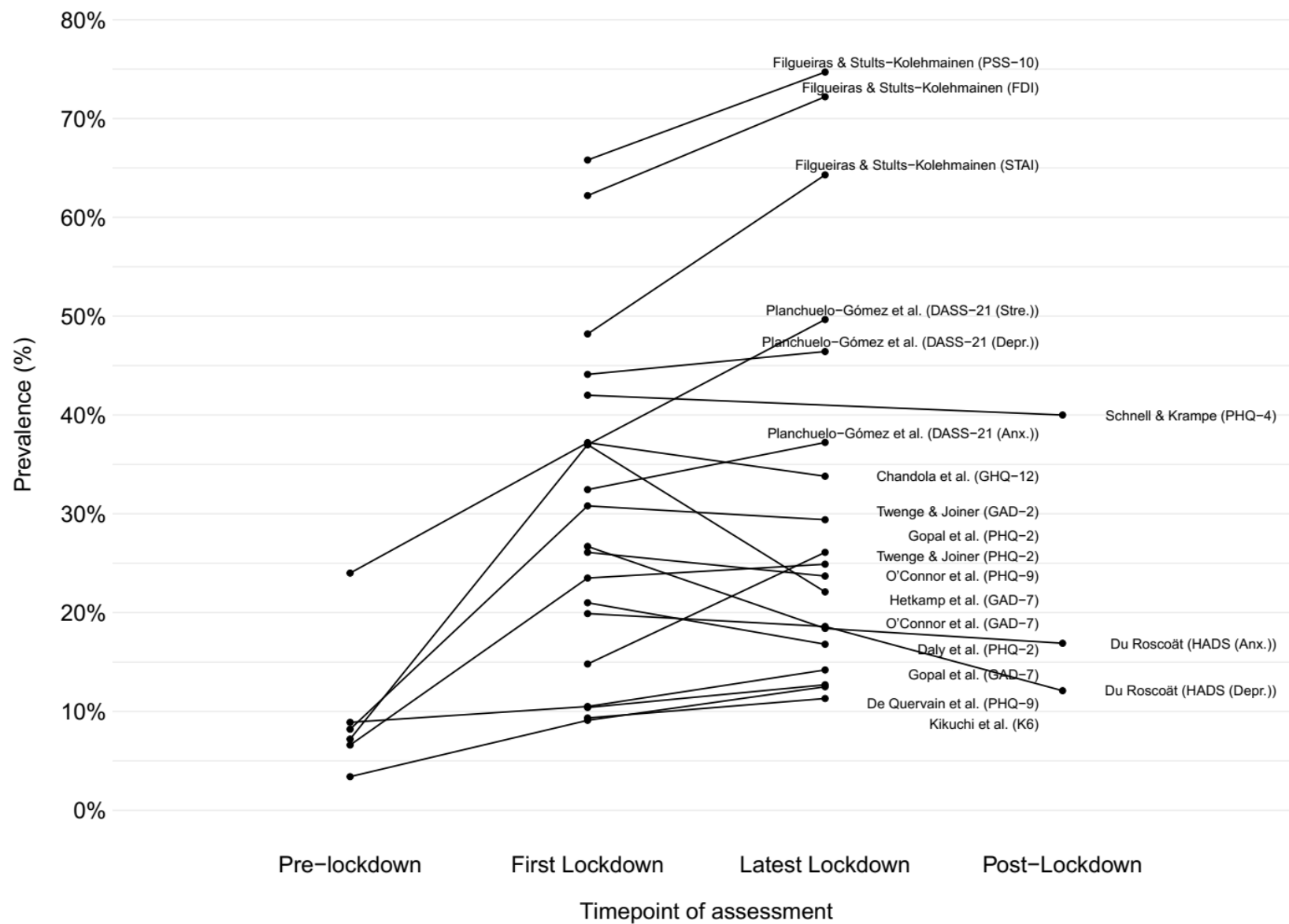
(Covid-19 OR lockdown OR SARS-Cov-2) AND (mental OR psychiatr* OR psycholog*) AND (repeated OR longitudinal OR wave*) Restricted to 2020

Appendix Figure 1: Quality Appraisal - Judgements about each methodological quality item for each included study assessed by an adapted version of the Joanna Briggs Institute Critical Appraisal (JBI) tools for Prevalence Studies

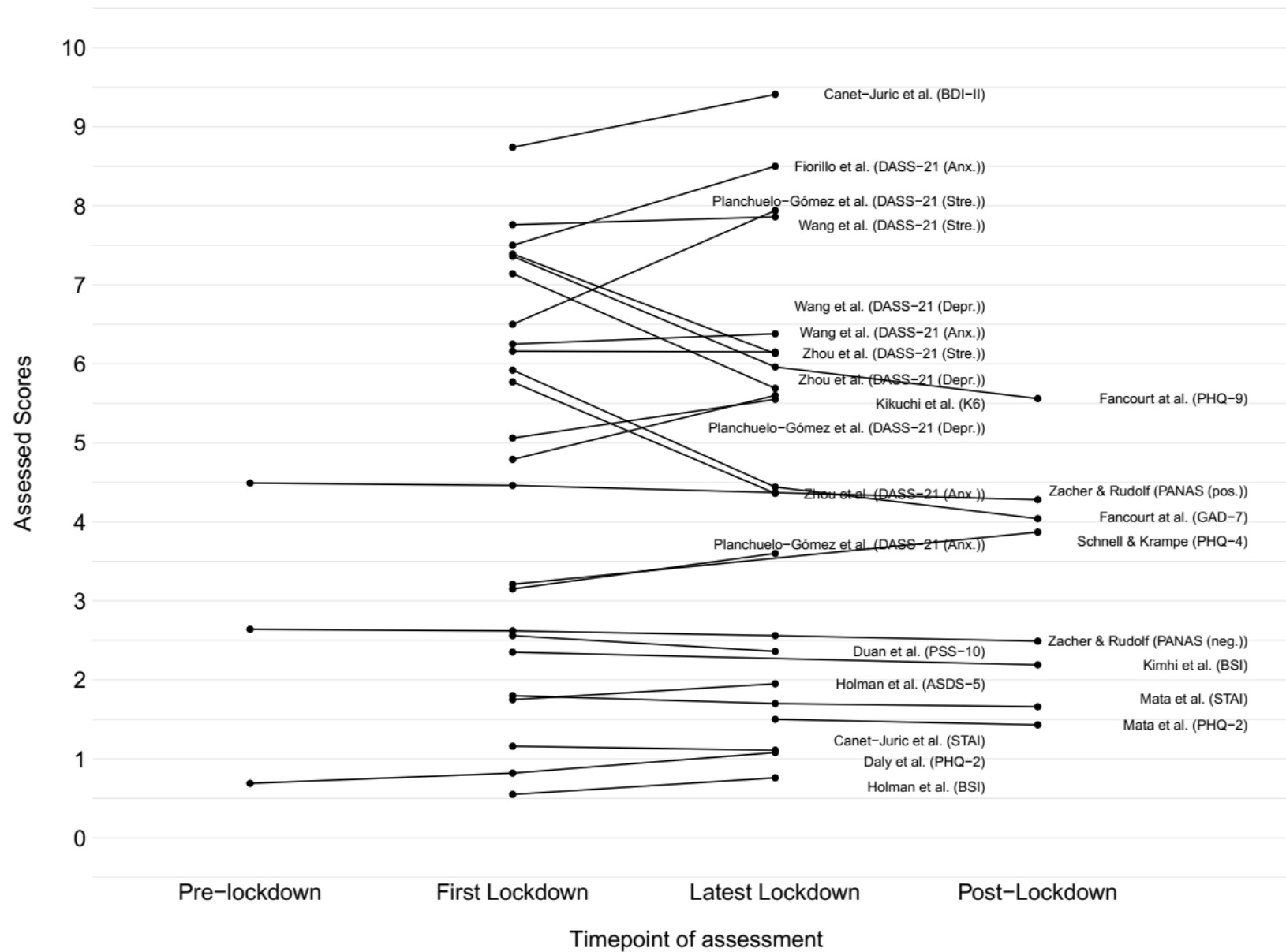
	Quality Item						
	Sample frame	Recruitment	Sample size	Subjects setting	Coverage	Procedures	Response rate
Author & Year							
Canet-Juric et al. 2020	✗	✗	✓	✓	✗	✓	!
Chandola et al. 2020	✓	✓	✓	✗	✓	✓	✓
Daly et al. 2020	✓	✓	✓	✓	✓	✓	✓
De Quervain et al. 2020	✗	✗	✓	✓	✗	✓	!
Duan et al. 2020	!	!	✓	✓	✗	!	!
Du Roscoät 2020	✓	✓	✓	!	✓	✓	!
Fancourt et al. 2020	✗	✓	✓	✓	✓	✓	!
Filgueiras & Stults-Kolehmainen 2020	!	!	✗	✓	✗	!	!
Fiorillo et al. 2020	✗	✗	!	✓	✗	✓	!
Gopal et al. 2020	✗	✗	✗	✓	✗	✓	!
Hetkamp et al. 2020	✗	✗	!	✓	✗	✓	!
Holman et al. 2020	✓	✓	✓	✓	✓	✓	✓
Kikuchi et al. 2020	!	✗	✓	✓	✓	✓	!
Kimhi et al. 2020	✓	✓	✗	✓	✗	✓	!
Mata et al. 2020	✓	✓	✓	✓	✓	✗	!
O'Connor et al. 2020	✓	✗	✓	✓	✓	✓	✗
Planchuelo-Gómez et al. 2020	✗	✗	✓	✓	✗	✓	!
Schnell & Krampe 2020	✗	✗	✓	!	✗	✓	!
Staples et al. 2020	✗	✗	✓	✓	✗	✓	!
Twenge & Joiner 2020	✓	✓	✓	✗	✓	✓	✓
Wang et al. 2020	✗	✗	✓	✓	✗	✓	!
Zacher & Rudolf 2020	✓	✓	✓	✓	✗	✓	✗
Zhou et al. 2020	✗	✗	✓	✓	✓	✓	!

 Yes;
  Unclear;
  No

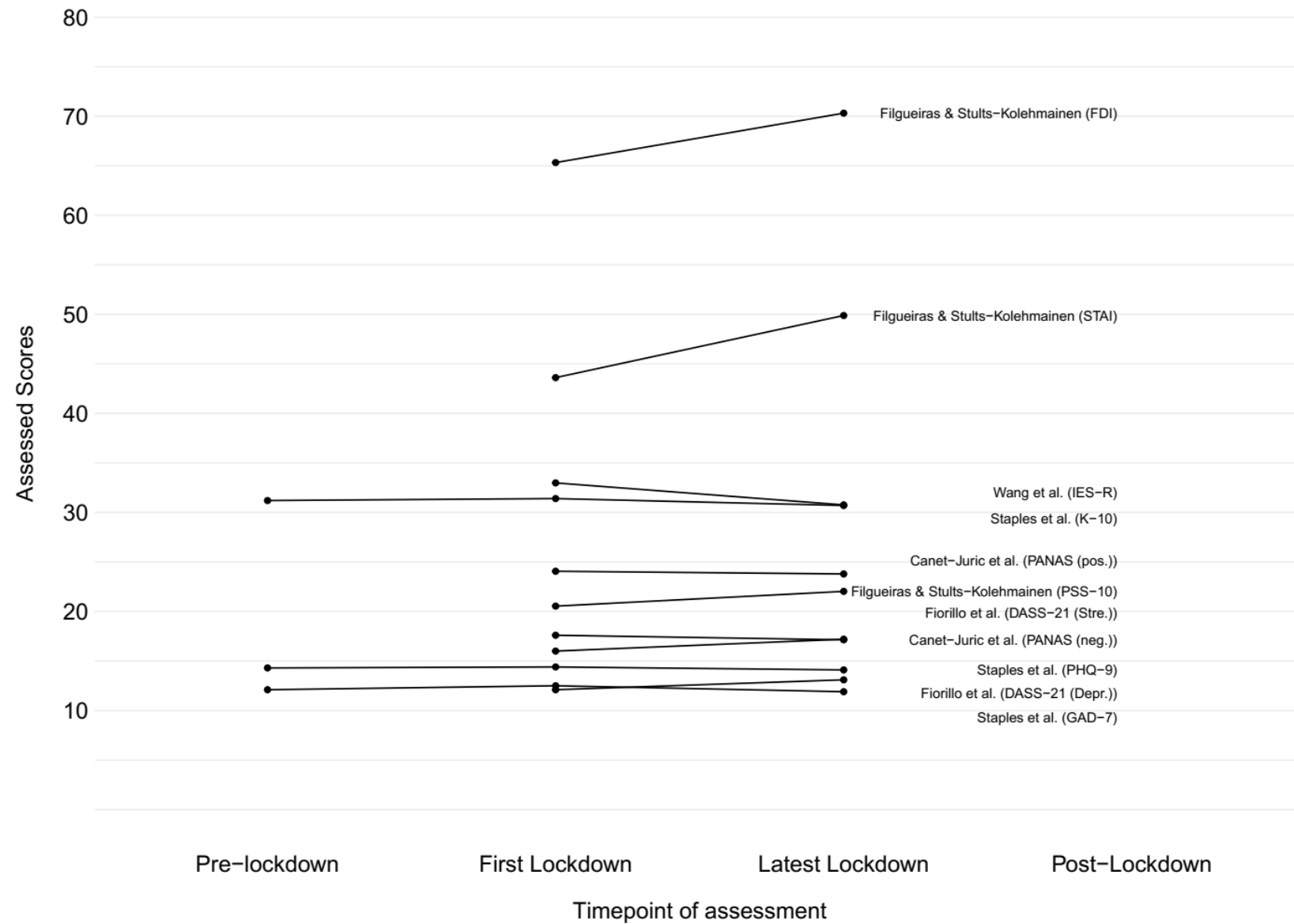
Appendix Figure 2: Prevalence rates of mental health problems during and after lockdown



Appendix Figure 3: Low scores (< 10) of mental health problem assessment instruments during and after lockdown



Appendix Figure 4: High scores (> 10) of mental health problem assessment instruments during and after lockdown



Caption Figure 2 appendix: DASS-21 (Anx.), Depression, Anxiety, Stress Scale - Anxiety; DASS-21 (Depr.), Depression, Anxiety, Stress Scale - Depression; DASS-21 (Stre.), Depression, Anxiety, Stress Scale - Stress; FDI, Filgueiras Depression Inventory; GAD-2, Generalised Anxiety Disorder-2; GAD-7, Generalised Anxiety Disorder-7; GHQ-12, 12-item General Health Questionnaire; HADS (Anx.), Hospital Anxiety and Depression Scale; HADS (Depr.), Hospital Anxiety and Depression Scale; K6, Kessler Psychological Distress Scale; PHQ-2, Patient Health Questionnaire-2; PHQ-4, Patient Health Questionnaire-4; PHQ-9, Patient Health Questionnaire-9; PSS-10, Perceived Stress Scale-10; STAI, State-Trait Anxiety Inventory

Caption Figure 3 appendix: ASDS-5, Acute Stress Disorder Scale-5; BDI-II, Beck Depression Inventory-II; BSI, Brief Symptom Inventory; DASS-21 (Anx.), Depression, Anxiety, Stress Scale - Anxiety; DASS-21 (Depr.), Depression, Anxiety, Stress Scale - Depression; DASS-21 (Stre.), Depression, Anxiety, Stress Scale - Stress; GAD-7, Generalised Anxiety Disorder-7; K6, Kessler Psychological Distress Scale; PANAS (neg.), Positive and Negative Affect Schedule -Negative Affect; PANAS (pos.), Positive and Negative Affect Schedule -Positive Affect; PHQ-2, Patient Health Questionnaire-2; PHQ-4, Patient Health Questionnaire-4; PHQ-9, Patient Health Questionnaire-9; PSS-10, Perceived Stress Scale-10; STAI, State-Trait Anxiety Inventory

Caption Figure 4 appendix: DASS-21 (Depr.), Depression, Anxiety, Stress Scale - Depression; DASS-21 (Stre.), Depression, Anxiety, Stress Scale - Stress; FDI, Filgueiras Depression Inventory; GAD-7, Generalized Anxiety Disorder-7; IES-R, Impact of Event Scale-Revised; K-10, Kessler Psychological Distress Scale; PANAS (neg.), Positive and Negative Affect Schedule -Negative Affect; PANAS (pos.), Positive and Negative Affect Schedule -Positive Affect; PHQ-9, Patient Health Questionnaire-9; PSS-10, Perceived Stress Scale-10; STAI, State-Trait Anxiety Inventory