

Impact of pre-existing SARS-CoV-2 reactive T cells in uninfected individuals on COVID-19 mortality in different countries

Gennadi V. Glinsky¹

¹ Institute of Engineering in Medicine

University of California, San Diego

9500 Gilman Dr. MC 0435

La Jolla, CA 92093-0435, USA

Correspondence: gglinskii@ucsd.edu

Web: <http://iem.ucsd.edu/people/profiles/guennadi-v-glinskii.html>

Running title: Association of pre-existing SARS-CoV-2 reactive T cells with COVID-19 mortality

Key words: COVID-19 pandemic; SARS-CoV-2; pre-existing reactive T cells; herd immunity; COVID-19 mortality

Abstract

Several recent studies identified SARS-CoV-2 reactive T cells in people without exposure to the virus. However, pathophysiological implications of these findings remain unknown. Here, the potential impact of pre-existing T cell reactivity against SARS-CoV-2 in uninfected individuals on markedly different COVID-19 mortality levels in different countries has been investigated. The inverse correlation is documented between the prevalence of pre-existing SARS-CoV-2 reactive T cells in people without exposure to the virus and COVID-19 mortality rates in different countries. In countries with similar levels of pre-existing SARS-CoV-2 cross-reactive T cells in uninfected individuals, differences in COVID-19 mortality appear linked with the extent and consistency of implementations of social measures designed to limit the transmission of SARS-CoV-2 (lockdown; physical distancing; mask wearing). Collectively, these observations support the model that the level of pre-existing SARS-CoV-2 reactive T cells is one of the important determinants of the innate herd immunity against COVID-19. Together with the consistent social measures directed to limit the virus spread, high levels of pre-existing SARS-CoV-2 reactive T cells appear significant determinants diminishing the COVID-19 mortality. Observations reported in this contribution should have significant impact on definitions of the herd immunity threshold required to effectively stop the pandemic in different countries across the globe.

Several recent studies identified SARS-CoV-2 reactive T cells in uninfected individuals or people without exposure to the virus in various countries across the globe (1-5). It has been pointed out that the common major limitation of these studies was the relatively small numbers of donors contributing blood samples for the analyses (6). However, the most recent study (7) confirmed and extended these findings based on the analyses of 185 uninfected individuals, thus addressing to a significant degree this limitation. In unexposed to the SARS-CoV-2 individuals, the cross-reactive T cells were detected against 9 of 29 (31%) of the validated HLA class I and to 14 of 20 (70%) HLA-DR T cell peptide epitopes (7). Recognition frequencies against individual T cell epitopes in unexposed individuals were highly variable reaching up to 27% and 44% for the best-performing HLA class I and HLA-DR peptide epitopes, respectively (7). Therefore, studies utilizing validated individual peptide epitopes as well as predicted or random SARS-CoV-2-derived peptide pools, consistently demonstrated pre-existing SARS-CoV2-directed T cell responses in unexposed as well as seronegative for SARS-CoV-2 individuals (1-7). The likely source of this phenomena is the immune cross-reactivity between human common cold coronaviruses and SARS-CoV-2 (1-7).

Interestingly, the level of T cell reactivity against SARS-CoV-2 in unexposed individuals varied in different countries, ranging from 18% in Sweden (5) to 51% in Singapore (4). These findings prompted the analysis of the possible association between levels of T cell reactivity against SARS-CoV-2 in unexposed individuals and COVID-19 mortality rates in different countries. To this end, the currently available primary data on levels of T cell reactivity against SARS-CoV-2 in uninfected individuals and numbers of COVID-19 cases and death in five countries (United States; Netherlands; Germany; Singapore; Sweden) were obtained from original publications (1-5), analyzed (Methods), and plotted for visualization.

Notably, the significant inverse correlation ($r = -0.991$) has been observed between the levels of pre-existing T cell reactivity against SARS-CoV-2 and mortality rates in different countries (**Figure 1**). The most extreme cases were represented by Singapore, where 51% of

population manifested pre-existing T cell reactivity associated with the COVID-19 mortality rate of 0.05%, compared with Sweden, where 18% of population manifested pre-existing T cell reactivity associated with the COVID-19 mortality rate of 6.35% (Figure 1 and Supplemental Table S1).

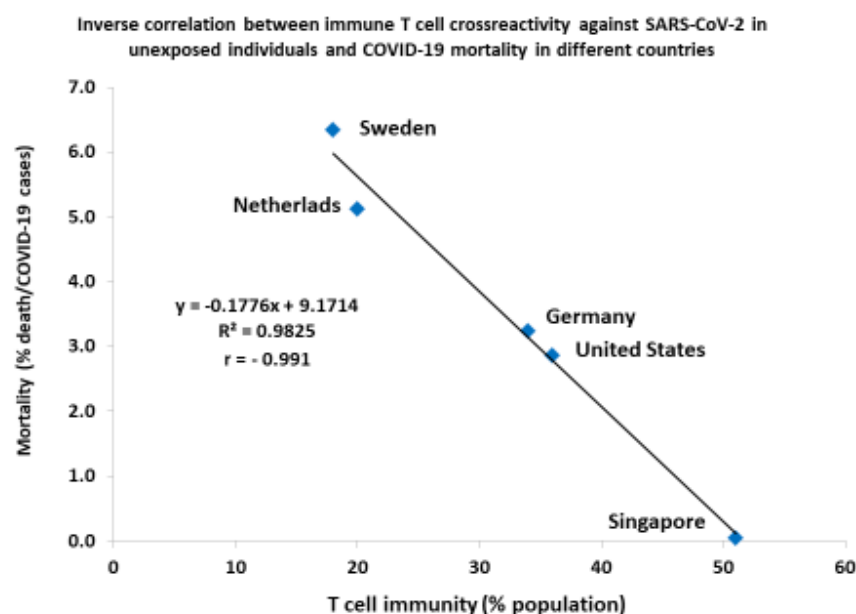


Figure 1. Inverse correlation between levels of pre-existing SARS-CoV-2 reactive T cells in uninfected individuals and COVID-19 mortality rates in different countries.

Interestingly, in two separate instances two countries manifesting similar levels of pre-existing T cell reactivity against SARS-CoV-2 in uninfected individuals reported markedly different COVID-19 mortality calculated as the numbers of death per million population (**Figure 2**). Germany and United States manifested similar levels of pre-existing T cell reactivity against SARS-CoV-2 in uninfected individuals: 34% and 36%, respectively. However, the reported COVID-19 mortality was 114 death per million in Germany and 627 death per million in United States. Similarly, Netherlands and Sweden manifested similar levels of pre-existing T cell reactivity against SARS-CoV-2 in uninfected individuals: 20% and 18%, respectively. However,

the reported COVID-19 mortality was 374 death per million in Netherlands and 576 death per million in Sweden. Significantly, in both instances countries with lower COVID-19 mortality are known to adhere to more strict and consistent modes of implementations of social measures designed to limit the transmission of SARS-CoV-2 (lockdown; physical distancing; mask wearing) compared to their counterparts.

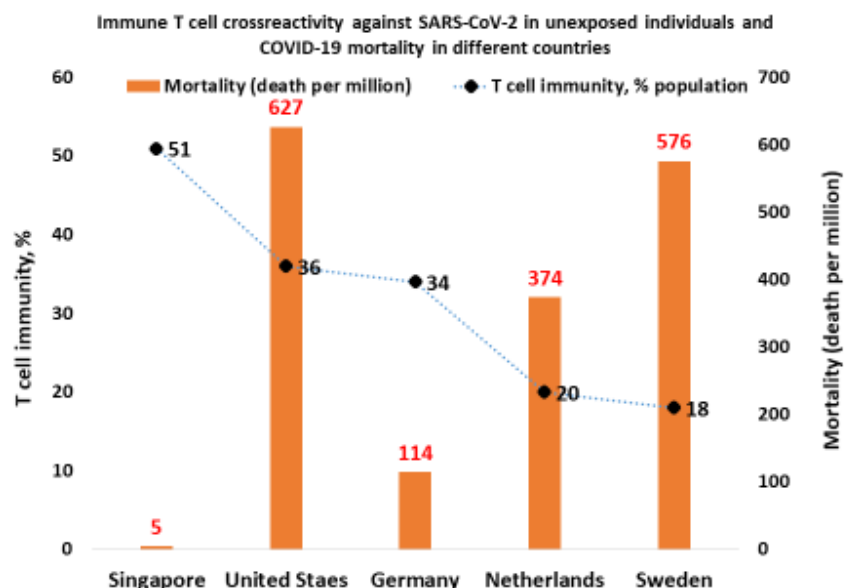


Figure 2. Countries with similar levels of pre-existing SARS-CoV-2 reactive T cells manifest different COVID-19 mortality normalized per million population.

Observations reported in this contribution indicate that pre-existing cross-reactive against SARS-CoV-2 T cells may contribute to the innate herd immunity against COVID-19 and affect populations' susceptibility to the infection. Therefore, if pre-existing cross-reactive against SARS-CoV-2 T cells are significant contributors to populations' herd immunity, the herd immunity threshold required to effectively stop the pandemic, can be reduced from 60% of a population getting infected down to as low as 10% based on an R_0 of 2.5 (the average number of secondary cases generated by an infectious individual among susceptible people) and depending on the prevalence, quantity, and quality of pre-existing immunity among uninfected

people (8-10). If this conclusion is correct, we may be approaching the crossing of the herd immunity threshold required to stop the COVID-19 pandemic in not very distant future. Collectively, present findings indicate that the heterologous immunity facilitated by cross-reactive T cells pre-existing in uninfected individuals may be one of important contributing factors affecting the clinical course of the COVID-19 pandemic and strongly support the previously articulated rationale (3) for worldwide prospective studies precisely mapping the levels of pre-existing immune cross-reactivity against SARS-CoV-2 to the clinical course and outcomes of the pandemic.

Methods

The primary data on levels of T cell reactivity against SARS-CoV-2 in uninfected individuals and are currently available for the following five countries: United States (1); Netherlands (2); Germany (3; 7); Singapore (4); Sweden (5). These data were obtained from original publications, supplemented with numbers of COVID-19 cases and death in corresponding countries (<https://coronavirus.jhu.edu/map.html>), analyzed, and plotted for visualization. Mortality rates were calculated for each country based on the statistics available on October 01, 2020 and reported as two metrics: i) percent of COVID-19 death normalized to number of COVID-19 cases; ii) number of COVID-19 death per one million population.

Author Contributions

This is a single author contribution. All elements of this work, including the conception of ideas, formulation, and development of concepts, execution of experiments, analysis of data, and writing of the paper, were performed by the author.

Acknowledgements

This work was made possible by the open public access policies of major grant funding agencies and international genomic databases and the willingness of many investigators worldwide to share their primary research data. This work was supported, in part, by OncoScar, Inc.

References

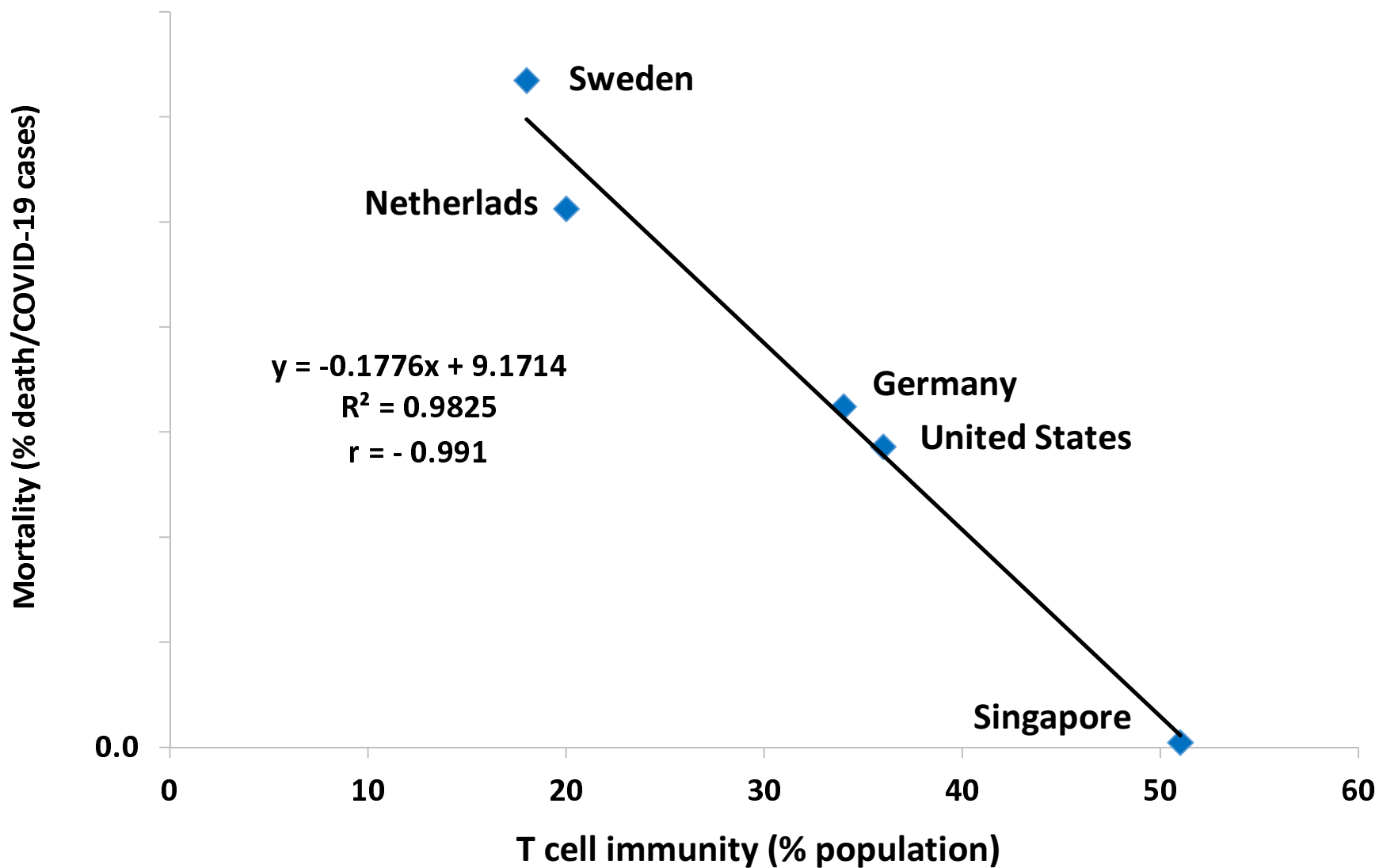
1. Grifoni A, Weiskopf D, Ramirez SI, et al. Targets of T cell responses to SARS-CoV-2 coronavirus in humans with COVID-19 disease and unexposed individuals. *Cell* 2020; 181:1489-1501.e15.
2. Weiskopf D, Schmitz KS, Raadsen MP, Grifoni A, Okba NMA, Endeman H, et al. Phenotype of SARS-CoV-2-specific T-cells in COVID-19 patients with acute respiratory distress syndrome [preprint]. *MedRxiv* 2020. doi: 10.1101/2020.04.11.20062349.
3. Braun J, Loyal L, Frentsch M, Wendisch D, Georg P, Kurth F, et al. Presence of SARS-CoV-2 reactive T cells in COVID-19 patients and healthy donors [preprint]. *MedRxiv* 2020. <https://www.medrxiv.org/content/10.1101/2020.04.17.20061440v1>
4. Le Bert N, Tan AT, Kunasegaran K, et al. SARS-CoV-2-specific T cell immunity in cases of COVID-19 and SARS, and uninfected controls. *Nature* 2020; 584:457-62. .
5. Sekine T, Perez-Potti A, Rivera-Ballesteros O, et al. Robust T cell immunity in convalescent individuals with asymptomatic or mild COVID-19 [preprint]. *BioRxiv*. 2020. <https://www.biorxiv.org/content/10.1101/2020.06.29.174888v1.abstract>.
6. Doshi P. Covid-19: Do many people have pre-existing immunity? *BMJ* 2020. 370:m3563 <http://dx.doi.org/10.1136/bmj.m3563>.
7. Nelde A., et al. SARS-CoV-2-derived peptides define heterologous and COVID-19-induced T cell recognition. *Nature Immunology*. 2020. <https://doi.org/10.1038/s41590-020-00808-x>
8. Aguas R, Corder RM, King JG, Goncalves G, Ferreira MU, Gomes MGM. Herd immunity thresholds for SARS-CoV-2 estimated from unfolding epidemics [preprint]. *medRxiv*. 2020. <https://doi.org/10.1101/2020.07.23.20160762>.
9. Gomes MGM, Corder RM, King JG, Langwig KE, Souto-Maior C, Carneiro J, et al. Individual variation in susceptibility or exposure to SARS-CoV-2 lowers the herd

immunity threshold [preprint]. MedRxiv. 2 May 2020.

<https://www.medrxiv.org/content/10.1101/2020.04.27.20081893v3>.

10. Lourenco J, Pinotti F, Thompson C, Gupta S. The impact of host resistance on cumulative mortality and the threshold of herd immunity for SARS-CoV-2 [preprint]. medRxiv. 2020. <https://www.medrxiv.org/content/10.1101/2020.07.15.20154294v1>.

Inverse correlation between immune T cell crossreactivity against SARS-CoV-2 in unexposed individuals and COVID-19 mortality in different countries



Immune T cell crossreactivity against SARS-CoV-2 in unexposed individuals and COVID-19 mortality in different countries

