

1 **Association between angiotensin-converting enzyme inhibitors and angiotensin II**  
2 **receptor blockers use and the risk of infection and clinical outcome of COVID-19: a**  
3 **comprehensive systematic review and meta-analysis.**

4 Guangbo Qu, MD<sup>1a</sup>, Liqin Shu, MD<sup>2a</sup>, Evelyn J. Song, MD<sup>3</sup>, Dhiran Verghese, MD<sup>4</sup>, John  
5 Patrick Uy, MD<sup>4</sup>, Ce Cheng, DO<sup>5</sup>, Qin Zhou, PhD<sup>6</sup>, Hongru Yang MD<sup>7</sup>, Zhichun Guo MD<sup>7</sup>,  
6 Mengshi Chen, MD<sup>8</sup>, Chenyu Sun, MD, MSc<sup>4,\*</sup>

7 1. Department of Epidemiology and Health Statistics, School of Public Health, Anhui  
8 Medical University, No. 81 Meishan Road, Hefei 230032, Anhui, China.

9 2. Department of Child Health care, Maternal and Child Health Care Hospital of Anhui  
10 Province (Affiliated Maternal and Child Health Care Hospital of Anhui Medical University),  
11 Hefei 230001, Anhui, China.

12 3. Department of Medicine, School of Medicine, Johns Hopkins University, Baltimore, MD,  
13 USA.

14 4. AMITA Health Saint Joseph Hospital Chicago, 2900 N. Lake Shore Drive, Chicago, 60657,  
15 Illinois, USA

16 5. Department of Internal Medicine, Cape Fear Valley Medical Center, Fayetteville 28304,  
17 NC, USA

18 6. Mayo Clinic, Rochester, MN 55905, USA

19 7. Massachusetts College of Pharmacy and Health Science, 179 Longwood Ave, Boston,  
20 02115, MA, USA

21 8. Hunan Provincial Key Laboratory of Clinical Epidemiology, Xiangya School of Public  
22 Health, Central South University.

23 a. Guangbo Qu and Liqin Shu contributed equally to this study and should be considered as  
24 co-joint first authors.

25 \*Correspondence to: Chenyu Sun, Internal Medicine, AMITA Health Saint Joseph Hospital  
26 Chicago, Lake Shore Drive Chicago, Illinois 60657, Chicago, USA. E-mail:  
27 drsunchenyu@yeah.net.

28 **Short title:** ACEIs and ARBs use and COVID-19 risk

1 **Abstract**

2 **Background** The effect of using Angiotensin-converting enzyme inhibitors (ACEIs) and  
3 Angiotensin-receptor blockers (ARBs) on the risk of coronavirus disease 2019 (COVID-19)  
4 is a topic of recent debate. Although studies have examined the potential association between  
5 them, the results remain controversial. This study aims to determine the true effect of  
6 ACEI/ARBs use on the risk of infection and clinical outcome of COVID-19.

7 **Methods** Five electronic databases (PubMed, Web of science, Cochrane library, China  
8 National Knowledge Infrastructure database, medRxiv preprint server) were retrieved to find  
9 eligible studies. Meta-analysis was performed to examine the association between  
10 ACEI/ARBs use and the risk of infection and clinical outcome of COVID-19.

11 **Results** 22 articles containing 157,328 patients were included. Use of ACEI/ARBs was not  
12 associated with increased risk of infection (Adjusted OR: 0.96, 95% CI: 0.91-1.01,  $I^2=5.8\%$ )  
13 or increased severity (Adjusted OR: 0.90, 95% CI: 0.77-1.05,  $I^2=27.6\%$ ) of COVID-19. The  
14 use of ACEI/ARBs was associated with lower risk of death from COVID-19 (Adjusted OR:  
15 0.66, 95% CI: 0.44-0.99,  $I^2=57.9\%$ ). Similar results of reduced risk of death were also found  
16 for ACEI/ARB use in COVID-19 patients with hypertension (Adjusted OR: 0.36, 95% CI:  
17 0.17-0.77,  $I^2=0$ ).

18 **Conclusion** This study provides evidence that ACEI/ARBs use for COVID-19 patients does  
19 not lead to harmful outcomes and may even provide a beneficial role and decrease mortality  
20 from COVID-19. Clinicians should not discontinue ACEI/ARBs for patients diagnosed with  
21 COVID-19 if they are already on these agents.

1 **Keywords:** COVID-19; Angiotensin-converting enzyme inhibitor; Angiotensin-receptor  
2 blockers; risk; systematic review; meta-analysis.

3

4

## 5 **1. Introduction**

6 In December 2019, the first case of novel coronavirus disease (COVID-19) caused by  
7 the severe acute respiratory syndrome coronavirus 2 (SARS-CoV-2) was reported in Wuhan,  
8 China [1, 2]. Due to the rapidly increasing number of cases worldwide, on March 11, 2020,  
9 the World Health Organization (WHO) declared the COVID-19 outbreak a global pandemic  
10 As of June 3, 2020, there were 6, 287, 771 confirmed cases and 379, 941 deaths globally per  
11 WHO [3]. COVID-19 has greatly impacted both professional and personal lives of everyone  
12 worldwide.

13 The epidemiological and clinical characteristics of COVID-19 have been well described  
14 in previous studies [4, 5]. Hypertension, diabetes and cardiovascular diseases (CVD)  
15 including congestive heart failure (CHF) and myocardial infarction are common  
16 comorbidities reported in patients with COVID-19 and have been associated with a poor  
17 prognosis [5, 6]. Angiotensin-converting enzyme inhibitors (ACEIs) and  
18 Angiotensin-receptor blockers (ARBs) are first line anti-hypertensive medications and are  
19 included in the guideline-directed therapy for diabetic nephropathy, CHF and myocardial  
20 infarction. Angiotensin-converting enzyme 2 (ACE2), a membrane-bound aminopeptidase, is  
21 widely expressed in certain tissues of human body including lung, intestine, heart, and

1 kidneys, and it has been shown that the use of ACEIs and ARBs can increase the expression  
2 of ACE2 [7, 8]. Furthermore, ACE2 acts as a functional receptor and SARS-CoV-2 utilizes  
3 the ACE2 for attachment of its spike protein, in the process of its entrance into cells [9,10].  
4 These findings led some investigators to hypothesize that the use of ACEIs or ARBs may  
5 increase the risk of infection by SARS-CoV-2 and the severity of COVID-19 [11-13].

6 Several clinical studies have been conducted to test this hypothesis. However, a  
7 consensus has not been reached regarding how the use of ACEIs or ARBs affects the outcome  
8 of patients with COVID-19. The goal of this meta-analysis is to clarify the effects of ACEIs  
9 and/or ARBs on the infection risk, severity, and mortality of COVID-19, hoping to shed more  
10 light in the prevention and treatment of the current ongoing pandemic.

11

## 12 **2. Methods**

13 This study was conducted and reported according to the Preferred Reporting Items for  
14 Systematic Reviews and Meta-Analyses (PRISMA) statement [14].

15

### 16 **2.1 Literature search and data source**

17 We searched five electronic databases (PubMed, Web of science, Cochrane library,  
18 China National Knowledge Infrastructure database, medRxiv preprint server) to collect  
19 relevant studies published until May 20, 2020. The search strategy was established and  
20 performed by two authors. The search terms used included the following:  
21 (angiotensin-converting-enzyme inhibitor OR ACEI OR angiotensin-receptor blockers OR

1 ARB) AND (coronavirus OR COVID-19 OR SARS-CoV-2). There was no language  
2 limitation on the search. All references of included studies were evaluated for additional  
3 studies to include as many eligible studies as possible. For retrieved records, we used  
4 reference management software (NoteExpress, college version) to save and filter.

5

## 6 **2.2 Study selection**

7 First, we reviewed the title and abstract of retrieved studies and excluded irrelevant ones.  
8 Then, we read through the full-text of remaining studies and included eligible studies based  
9 on our inclusion and exclusion criteria. Our inclusion criteria are as follows: (1) participants  
10 were patients diagnosed with COVID-19; (2) patients were reported as having ACEI and/or  
11 ARB exposure and non-ACEI and/or ARB exposure (ACEI use versus non-ACEI use; ARB  
12 use versus non-ARB use; ACEI/ARB use versus non-ACEI/ARB use); (3) at least one of  
13 following outcomes of COVID-19 was reported: positive rate/infection rate, hospital  
14 admission rate, severity, mortality in groups of ACEI and/or ARB exposure and non-ACEI  
15 and/or ARB exposure or the association between ACEI and/or ARB exposure and the risk of  
16 infection, hospital admission, severity, and death due to COVID-19; (4) the study design was  
17 case-control or cohort. Exclusion criteria are as follows: (1) the studies were reviews,  
18 case-reports, or animal experiments; (2) studies did not meet the inclusion criteria; (4) The  
19 data of interest was not reported; (4) no clear definition or diagnose methods of COVID-19.  
20 Two authors (Guangbo Qu and Liqin Shu) conducted the selections independently, and any  
21 disagreement was solved through discussion.

1

## 2 **2.3 Data extraction and quality assessment**

3       Following information was extracted using a standard chart form: first author's name,  
4       number of patients, number of patients in ACEI/ARB exposure (only ACEI exposure, only  
5       ARB exposure, either ACEI or ARB exposure) and non-exposure groups, patients'  
6       characteristics, infection risk, hospital admission, severity, and mortality of patients in each  
7       group, odds ratios (ORs) or risk ratios (RRs) or hazard ratio (HRs) of the infection, hospital  
8       admission, severity, and mortality of COVID-19.

9       Considering that the included studies were observational studies, the Newcastle-Ottawa  
10       Scale (NOS) was used to assess the quality from three aspects: (1) selection of participants;  
11       (2) comparability of groups; (3) assessment of exposure and outcome [15]. NOS contained  
12       eight items with scores ranging from 0 to 9 stars. The quality of studies was divided into three  
13       categories based on the scores: low quality is 0-3 stars, moderate quality is 4-5 stars, and high  
14       quality is 6 stars or above. Two authors (Guangbo Qu and Liqin Shu) assessed quality  
15       independently, and disagreement was resolved by consensus.

16

## 17 **3. Statistical analysis**

18       Meta-analyses were conducted to assess for associations. Crude and adjusted odds ratios  
19       (Crude OR and Adjusted OR), with corresponding 95% confidence intervals, were calculated  
20       using the extracted binary data or effect sizes that was reported in all studies. Additionally, if  
21       available, Crude OR and/or Adjusted OR were also calculated to explore the association

1 between ACEI/ARB use and outcomes of COVID-19 among patients with hypertension. The  
2 statistical heterogeneity between studies was identified using the Cochrane's Q test and  
3 I-square test. Heterogeneity was present if P value of Q test was less than 0.1 or the value of  
4  $I^2$  was more than 50% [16]. The model for meta-analyses was chosen based on the level of  
5 heterogeneity between studies; if obvious heterogeneity was present, then random-effects  
6 model was used, otherwise, the fix-effects model was used [17]. Subgroup analysis was  
7 conducted based on the characteristics of included studies. Publication bias was identified via  
8 Begg's and Egger's tests. If P value of Begg's and Egger's tests were more than 0.05, then  
9 publication bias is present. Sensitivity analysis was performed by omitting studies one by one  
10 to assess the stability of pooled results. All statistical analyses were performed using STATA  
11 software (version 14.0) and Review Manager (version 5.3).

12

## 13 4. Results

### 14 4.1 Characteristics of included studies

15 After initial search, 477 records were retrieved (PubMed: n=166, Web of science: n=228,  
16 Cochrane library: n=9, China National Knowledge Infrastructure database: n=27, medRxiv  
17 preprint server: n=41, Other sources: n=6). 27 records were excluded for duplication. After  
18 reading the titles and abstracts, 391 records were excluded due to irrelevance. After study  
19 selection according to the inclusion and exclusion criteria, 36 articles were excluded and one  
20 study was further excluded because it was retracted by the journal. Finally, 22 articles  
21 containing 157,328 patients were included in this meta-analysis [8, 10, 18-37]. The flow chart

1 of the selection process is displayed in [Figure 1](#).

2 The characteristics of included studies were shown in [Table 1](#). Of included studies, 11  
3 were conducted in China [[8,16,20,21,22,24,25,27,33,35,36](#)], six were from the United States  
4 [[19,23,29,32,34,37](#)], two were from Italy [[10,30](#)], one from Spain [[26](#)], one from United  
5 Kingdom [[28](#)], and one from Belgium [[31](#)]. All, but three, were cohort studies. The sample  
6 size of each study ranged from 42 to 37,031. Multiple comorbidities were reported and all  
7 patients in eight of the studies had hypertension [[8,18,22,25,27,32,33,37](#)]. Majority of the  
8 studies were high quality studies. Detailed quality assessment results are in [Table S1](#).

9

#### 10 **4.2 ACEI/ARB use and COVID-19 infection**

11 Pooled meta-analyses showed that, without adjusting for any confounders, ACEI, ARB,  
12 and ACEI/ARB use were not significantly associated with the risk of COVID-19 infection  
13 (Crude OR: 1.27, 95% CI: 0.95-1.69 for ACEI use; Crude OR: 1.07, 95% CI: 0.76-1.50 for  
14 ABR use; Crude OR: 1.10, 95% CI: 0.84-1.43 for ACEI/ARB use); however, obvious  
15 heterogeneity was present between studies (All  $I^2 > 50\%$ ) ([Table 2, Figure 2](#)). Similarly, after  
16 adjusting for confounders, ACEI, ARB, and ACEI/ARB use were not significantly associated  
17 with the risk of COVID-19 infection (Adjusted OR: 0.94, 95% CI: 0.87-1.01,  $I^2=0$  for ACEI  
18 use; Adjusted OR: 0.73, 95% CI: 0.49-1.09,  $I^2=95.1\%$  for ABR use; Adjusted OR: 0.96, 95%  
19 CI: 0.91-1.01,  $I^2=5.8\%$  for ACEI/ARB use). Furthermore, subgroup analysis based on  
20 different characteristics of studies showed no correlation between the use of ACEI and/or  
21 ARB and risk of COVID-19 infection.



1

### 2 **4.3 ACEI/ARB use and hospital admission for COVID-19**

3 Pooled meta-analyses showed that patients using ACEI, ARB, and ACEI/ARB had  
4 higher risk of hospital admission for COVID-19 compared to patients not using these  
5 medications (Adjusted OR: 1.29, 95% CI: 1.07-1.57,  $I^2=62.4\%$  for ACEI use; Adjusted OR:  
6 1.69, 95% CI: 1.46-1.96,  $I^2=0$  for ABR use; Adjusted OR: 1.38, 95% CI: 1.21-1.57,  $I^2=34.5\%$   
7 for ACEI/ARB use) (Table 2 and Figure 3).

8

### 9 **4.4 ACEI/ARB use and severity of COVID-19**

10 Use of ACEI, ARB, and ACEI/ARB was not associated with severity of COVID-19  
11 infection for both pooled crude and adjusted OR (Adjusted OR: 0.90, 95% CI: 0.72-1.14,  
12  $I^2=0$  for ACEI use; Adjusted OR: 0.91, 95% CI: 0.74-1.13,  $I^2=45.8\%$  for ABR use; Adjusted  
13 OR: 0.90, 95% CI: 0.77-1.05,  $I^2=27.6\%$  for ACEI/ARB use). Additionally, subgroup analysis  
14 based on different characteristics (study design, region, race, study quality) also did not show  
15 any significant association (Table 2 and Figure 4). Furthermore, for patients with  
16 hypertension, ACEI, ARB, and ACEI/ARB use was not significantly associated with severity  
17 of COVID-19 infection (Table S2).

18

### 19 **4.5 ACEI/ARB use and COVID-19 related mortality**

20 Only one study reported the association between ACEI and ARB use and risk of death  
21 from COVID-19 without adjusting confounders separately (OR: 0.91, 95% CI: 0.38-2.17 for

1 ACEI use; OR: 0.77, 95% CI: 0.41-1.43 for ABR use) [18]. Only one study reported no  
2 significant association between ACEI use and risk of death from COVID-19 (OR: 0.97, 95%  
3 CI: 0.69-1.34) [30]. The pooled crude OR showed no significant association between  
4 ACEI/ARB use and risk of death from COVID-19 (Crude OR: 0.88, 95% CI: 0.66-1.18,  
5  $I^2=60.9\%$ ). However, the pooled adjusted ORs showed that patients on ACEI/ARB had a  
6 lower risk of death from COVID-19 (Adjusted OR: 0.66, 95% CI: 0.44-0.99,  $I^2=57.9\%$ ). No  
7 study reported the association between ARB use and the risk of death from COVID-19 (Table  
8 2 and Figure 5). Furthermore, subgroup analysis on studies from China or studies of Asian  
9 population found that ACEI/ARB use was associated with a lower risk of death from  
10 COVID-19. For patients with hypertension, ACEI/ARB use also was associated with a lower  
11 risk of death from COVID-19 (Adjusted OR: 0.36, 95% CI: 0.17-0.77,  $I^2=0$ ) (Table S3).

12

#### 13 **4.6 Publication bias and results of sensitivity analysis**

14 There was no significant publication bias among meta-analyses with two or more studies  
15 included (All P values were more than 0.05) based on Begg's and Egger's tests (Table S4).  
16 Sensitivity analysis showed that no study had significant impact on the stability of pooled  
17 results from meta-analyses.

18

#### 19 **5. Discussion**

20 The effect of ACEI/ARB use on COVID-19 patients has been a controversial topic since  
21 the beginning of this pandemic. Based on prior studies on the effect of ACEI/ARBs on ACE2

1 expression [7, 38, 39], it was initially hypothesized that increased expression of ACE2 from  
2 ACEI/ARB may increase the risk of SARS-COV-2 entrance into respiratory epithelial cells  
3 through binding to the structural transmembrane ACE2 receptor. Therefore, ACEI/ARB may  
4 theoretically increase the susceptibility of infection and lead to worse outcomes from  
5 COVID-19 [11, 40]. However, even though elevated expression of ACE2 caused by  
6 ACEI/ARB use has been found in animal studies [7, 38, 39], no evidence has indicated  
7 similar effects in human studies. Many studies have been published in the recent months  
8 attempting to better understand the effects of ACEI/ARB in COVID-19 patients [8, 10, 19, 29,  
9 30].

10 Our systematic review and meta-analysis shows that ACEI/ARBs use is not significantly  
11 associated with increased infection risk and severity of COVID-19 and is actually associated  
12 with a decreased risk of death from COVID-19. However, it does lead to an increased risk of  
13 hospital admissions. The increased risk of hospitalization admissions in patients on  
14 ACEI/ARB should be interpreted with caution because in the included studies, residual  
15 confounding factors such as comorbidities like CVD were not well adjusted for [19, 30].  
16 Patients who are taking ACEI/ARB likely have underlying cardiovascular comorbidities and  
17 prior studies demonstrated that patient comorbidities including hypertension and CVD are  
18 associated with severe COVID-19 infections, requiring hospitalization, and increased  
19 mortality [41, 42]. Therefore, additional large, prospective, randomized studies are needed to  
20 better characterize the effect of ACEI/ARB use on rate of hospitalization of COVID-19  
21 patients.

1            Interestingly, the pooled crude ORs did not show significant association between  
2 ACEI/ARB use and the risk of death from COVID-19, but after pooling the adjusted ORs,  
3 ACEI/ARB use was associated with a decreased risk of death from COVID-19 in all patients  
4 and in those with hypertension. However, the crude OR did not found a significant  
5 association of ACEI use and the risk of death from COVID-19. This difference seen bet the  
6 crude and adjusted ORs is likely because some important confounders were adjusted for  
7 adjusted ORs, which may reflect the true association between ACEI/ARB use and risk of  
8 death from COVID-19. Additionally, none of the studies reported the association between  
9 ARB use and risk of death from COVID-19; therefore, pooled adjusted OR for ARBs was not  
10 calculated.

11            ACEI/ARBs are commonly used in the treatment of hypertension and CHF to inhibit  
12 Angiotensin II and downregulate the Renin-angiotensin-aldosterone system (RAAS) [43].  
13 The decreased risk of death is likely due to continued management of patients' existing  
14 underlying diseases as poorly controlled hypertension and CHF are both associated with  
15 worse outcomes in COVID-19 patients [44]. Additionally, the anti-inflammatory and  
16 immune-modulatory properties of ACEI/ARBs may also explain their protective effect.  
17 Heightened inflammatory response is an important factor leading to adverse outcomes of  
18 COVID-19 patients [45]. Previously, it has been shown that Angiotensin II increases  
19 expression of inflammatory cytokines via activation of Angiotensin II receptor type 1 (AT1R)  
20 [46]. ACEI/ARB decreases the level of Angiotensin II, potentially attenuating the  
21 inflammatory response. Additionally, ACEI/ARB reduces T-cell depletion in peripheral blood

1 and inhibits dendritic cell maturation and Th1 and Th17 cell polarization, resulting in a more  
2 potent immune system [47]. This hypothesis is supported in the study by Meng et al, in which  
3 it was demonstrated that ACEI/ARB use in COVID-19 patients was associated with lower  
4 IL-6 level, increased CD3 and CD8 T-cell counts, and decreased peak viral load [25].

5 This systemic review and meta-analysis comprehensively explored the effect of  
6 ACEI/ARB use on infection risk and different clinical outcomes related to COVID-19. Our  
7 study is consistent with results from prior studies on this topic, where they also demonstrated  
8 that ACEI/ARB use does not increase the severity of COVID-19 infection and decreases  
9 mortality [48-50]. Additionally, we also included information not available in previous  
10 systemic reviews such as the association between ACEI/ARB use and hospitalization due to  
11 COVID-19. This study helps to shed light into the current debate on the use of ACEI/ARBs  
12 in patients with COVID-19 and demonstrates that ACEI/ARB use does not lead to increased  
13 risk of COVID-19 infection and may even decrease the risk of death from COVID-19. The  
14 results from this study supports the joint statement from American Heart Association (AHA),  
15 Heart Failure Society of America (HFSA) and American College of Cardiology (ACC) and  
16 the statement from the European Society of Cardiology (ESC) Council on Hypertension that  
17 patients with COVID-19 taking ACEI/ARBs should continue their treatment [51].

18 A few limitations present in our study should be noted. First, all the studies included are  
19 observational studies, making it difficult to infer accurate causation. Second, no data was  
20 provided regarding the dose and exposure duration of ACEI/ARBs; therefore, we could not  
21 determinate whether COVID-19 infection is affected by the dose and duration of ACEI/ARBs

1 exposure. Third, beta blockers can also prevent ACE2 activity [52], therefore, the effect of  
2 ACEI/ARB use may be underestimated for patients with CVD who also take beta blockers.  
3 Finally, given that some important confounders (such as comorbidities) have not been  
4 adjusted for in the included studies, the true association between ACEI/ARB use and the risk  
5 of hospitalization could not be well inferred.

6

## 7 **Conclusion**

8 In conclusion, ACEI/ARB use does not affect the risk and severity of COVID-19  
9 infection and actually leads to a decreased mortality from COVID-19. The effect of  
10 ACEI/ARB use on hospitalization needs to be further assessed with adjusting for potential  
11 confounders. The potential protective role of ACEI/ARB supports the recommendation that  
12 these agents should not be discontinued for COVID-19 patients if they are already on them.

13

## 14 **6. Acknowledgements**

15 Guangbo Qu and Chenyu Sun contributed to the study design, the development of  
16 research protocol, and supervision of whole steps of this study. Liqin Shu designed the search  
17 strategy and conducted the literature search. Guangbo Qu and Liqin Shu conducted study  
18 selection, data extraction and quality assessment of included studies. Chenyu Sun checked the  
19 literature search and data extraction. Guangbo Qu performed data analyses and created tables  
20 and figures. Guangbo Qu and Chenyu Sun took responsibility for the interpretation of results.  
21 Guangbo Qu wrote the first draft of manuscript. Liqin Shu, Evelyn J. Song, Ce Cheng,

1 Dhiran Verghese, John Patrick Uy, Qin Zhou, Hongru Yang, Zhichun Guo, Chenyu Sun  
2 contributed to the edition and revision of the draft of manuscript. All authors reviewed and  
3 approved final version of the manuscript.

4 .

5

## 6 **7. Funding**

7 This study is financially supported by Hunan Provincial Key Laboratory of Clinical  
8 Epidemiology. (2020ZNDXLCL002)

9

## 10 **8. Disclosure of interest**

11 The authors have no interest to disclosure.

12

## 13 **Reference**

14 [1] Zhu N, Zhang D, Wang W, Li X, Yang B, Song J, Zhao X, Huang B, Shi W, Lu R, Niu P,

15 Zhan F, Ma X, Wang D, Xu W, Wu G, Gao GF, Tan W, China Novel Coronavirus

16 Investigating and Research Team. A novel coronavirus from patients with pneumonia in

17 China, 2019. *N Engl J Med* 2020; 382: 727-733.

18 [2] Muniyappa R, Gubbi S. COVID-19 pandemic, coronaviruses, and diabetes mellitus. *Am J*

19 *Physiol Endocrinol Metab* 2020; 318: E736-E741.

20 [3] World Health Organization. Coronavirus disease 2019 (COVID-19). Situation report –

21 135. Geneva, Switzerland: World Health Organization; June 3, 2020. Available online:

- 1 [https://www.who.int/docs/default-source/coronaviruse/situation-reports/20200603-covid](https://www.who.int/docs/default-source/coronaviruse/situation-reports/20200603-covid-19-sitrep-135.pdf?sfvrsn=39972feb_2)
- 2 [-19-sitrep-135.pdf?sfvrsn=39972feb\\_2](https://www.who.int/docs/default-source/coronaviruse/situation-reports/20200603-covid-19-sitrep-135.pdf?sfvrsn=39972feb_2)
- 3 [4] Chen N, Zhou M, Dong X, Qu J, Gong F, Han Y, Qiu Y, Wang J, Liu Y, Wei Y, Xia J, Yu T,  
4 Zhang X, Zhang L. Epidemiological and Clinical Characteristics of 99 Cases of 2019  
5 Novel Coronavirus Pneumonia in Wuhan, China: A Descriptive Study. *Lancet* 2020; 395:  
6 507-513.
- 7 [5] Li B, Yang J, Zhao F, Zhi L, Wang X, Liu L, Bi Z, Zhao Y. Prevalence and Impact of  
8 Cardiovascular Metabolic Diseases on COVID-19 in China. *Clin Res Cardiol* 2020; 109:  
9 531-538.
- 10 [6] Guan WJ, Liang WH, Zhao Y, Liang HR, Chen ZS, Li YM, Liu XQ, Chen RC, Tang CL,  
11 Wang T, Ou CQ, Li L, Chen PY, Sang L, Wang W, Li JF, Li CC, Ou LM, Cheng B,  
12 Xiong S, Ni ZY, Xiang J, Hu Y, Liu L, Shan H, Lei CL, Peng YX, Wei L, Liu Y, Hu YH,  
13 Peng P, Wang JM, Liu JY, Chen Z, Li G, Zheng ZJ, Qiu SQ, Luo J, Ye CJ, Zhu SY,  
14 Cheng LL, Ye F, Li SY, Zheng JP, Zhang NF, Zhong NS, He JX, China Medical  
15 Treatment Expert Group for COVID-19. Comorbidity and Its Impact on 1590 Patients  
16 With COVID-19 in China: A Nationwide Analysis. *Eur Respir J* 2020; 55: 2000547.
- 17 [7] Ferrario CM, Jessup J, Chappell MC, Averill DB, Brosnihan KB, Tallant EA, Diz DI,  
18 Gallagher PE. Effect of angiotensin-converting enzyme inhibition and angiotensin II  
19 receptor blockers on cardiac angiotensin-converting enzyme 2. *Circulation* 2005; 111:  
20 2605-2610.
- 21 [8] Yang G, Tan Z, Zhou L, Yang M, Peng L, Liu J, Cai JL, Yang R, Han J, Huang Y, He S.



- 1        Effects Of ARBs And ACEIs On Virus Infection, Inflammatory Status And Clinical  
2        Outcomes In COVID-19 Patients With Hypertension: A Single Center Retrospective  
3        Study. *Hypertension* 2020; 76: 51-58. doi: 10.1161/HYPERTENSIONAHA.120.15143.
- 4        [9] Li W, Moore MJ, Vasilieva N, Sui J, Wong SK, Berne MA, Somasundaran M, Sullivan JL,  
5        Luzuriaga K, Greenough TC, Choe H, Farzan M. Angiotensin-converting enzyme 2 is a  
6        functional receptor for the SARS coronavirus. *Nature* 2003; 426: 450-454.
- 7        [10] Mancia G, Rea F, Ludergnani M, Apolone G, Corrao G. Renin-Angiotensin-Aldosterone  
8        System Blockers and the Risk of Covid-19. *N Engl J Med* 2020 May 1. doi:  
9        10.1056/NEJMoa2006923. [Epub ahead of print].
- 10       [11] Diaz JH. Hypothesis: Angiotensin-Converting Enzyme Inhibitors and Angiotensin  
11       Receptor Blockers May Increase the Risk of Severe COVID-19. *J Travel Med* 2020 Mar  
12       18. doi: 10.1093/jtm/taaa041. Online ahead of print.
- 13       [12] Fang L, Karakiulakis G, Roth M. Are Patients With Hypertension and Diabetes Mellitus  
14       at Increased Risk for COVID-19 Infection? *Lancet Respir Med* 2020; 8: e21.
- 15       [13] G O'Mara. Could ACE inhibitors, and particularly ARBs, Increase susceptibility to  
16       COVID-19 infection? *BMJ* 2020; 368: m406.
- 17       [14] Moher D, Liberati A, Tetzlaff J, Altman DG; PRISMA Group. Preferred reporting items  
18       for systematic reviews and meta-analyses: the PRISMA statement. *PLoS Med* 2009; 6:  
19       e1000097.
- 20       [15] Stang A. Critical evaluation of the Newcastle-Ottawa scale for the assessment of the  
21       quality of nonrandomized studies in meta-analyses. *Eur J Epidemiol* 2010; 25: 603-605.

- 1 [16] Higgins JP, Thompson SG, Deeks JJ, Altman DG. Measuring inconsistency in  
2 meta-analyses. *BMJ* 2003; 327: 557-560.
- 3 [17] Higgins JP, Thompson SG. Quantifying heterogeneity in a meta-analysis. *Stat Med* 2002;  
4 21: 1539-1558.
- 5 [18] Li J, Wang X, Chen J, Zhang H, Deng A. Association of Renin-Angiotensin System  
6 Inhibitors With Severity or Risk of Death in Patients With Hypertension Hospitalized for  
7 Coronavirus Disease 2019 (COVID-19) Infection in Wuhan, China. *JAMA Cardiol* 2020  
8 Apr 23. doi: 10.1001/jamacardio.2020.1624. [Epub ahead of print].
- 9 [19] Mehta N, Kalra A, Nowacki AS, Anjewierden S, Han Z, Bhat P, Carmona-Rubio AE,  
10 Jacob M, Procop GW, Harrington S, Milinovich A, Svensson LG, Jehi L, Young JB,  
11 Chung MK. Association of Use of Angiotensin-Converting Enzyme Inhibitors and  
12 Angiotensin II Receptor Blockers With Testing Positive for Coronavirus Disease 2019  
13 (COVID-19). *JAMA Cardiol* 2020 May 5. doi: 10.1001/jamacardio.2020.1855. [Epub  
14 ahead of print].
- 15 [20] Peng YD, Meng K, Guan HQ, Leng L, Zhu RR, Wang BY, He MA, Cheng LX, Huang K,  
16 Zeng QT. [Clinical characteristics and outcomes of 112 cardiovascular disease patients  
17 infected by 2019-nCoV]. *Zhonghua Xin Xue Guan Bing Za Zhi* 2020; 48: E004. [Article in  
18 Chinese]
- 19 [21] Huang Z, Cao J, Yao Y, Jin X, Luo Z, Xue Y, Zhu C, Song Y, Wang Y, Zou Y, Qian J, Yu  
20 K, Gong H, Ge J. The effect of RAS blockers on the clinical characteristics of  
21 COVID-19 patients with hypertension. *Ann Transl Med* 2020; 8: 430.

- 1 [22] Zhang P, Zhu L, Cai J, Lei F, Qin JJ, Xie J, Liu YM, Zhao YC, Huang X, Lin L, Xia M,  
2 Chen MM, Cheng X, Zhang X, Guo D, Peng Y, Ji YX, Chen J, She ZG, Wang Y, Xu Q,  
3 Tan R, Wang H, Lin J, Luo P, Fu S, Cai H, Ye P, Xiao B, Mao W, Liu L, Yan Y, Liu M,  
4 Chen M, Zhang XJ, Wang X, Touyz RM, Xia J, Zhang BH, Huang X, Yuan Y, Rohit L,  
5 Liu PP, Li H. Association of Inpatient Use of Angiotensin Converting Enzyme Inhibitors  
6 and Angiotensin II Receptor Blockers with Mortality Among Patients With Hypertension  
7 Hospitalized With COVID-19. *Circ Res* 2020; 126: 1671-1681.
- 8 [23] Reynolds HR, Adhikari S, Pulgarin C, Troxel AB, Iturrate E, Johnson SB, Hausvater A,  
9 Newman JD, Berger JS, Bangalore S, Katz SD, Fishman GI, Kunichoff D, Chen Y,  
10 Ogedegbe G, Hochman JS. Renin-Angiotensin-Aldosterone System Inhibitors and Risk  
11 of Covid-19. *N Engl J Med* 2020 May 1. doi: 10.1056/NEJMoa2008975. [Epub ahead of  
12 print].
- 13 [24] Feng Y, Ling Y, Bai T, Xie Y, Huang J, Li J, Xiong W, Yang D, Chen R, Lu F, Lu Y, Liu  
14 X, Chen Y, Li X, Li Y, Summah HD, Lin H, Yan J, Zhou M, Lu H, Qu J. COVID-19  
15 with Different Severity: A Multicenter Study of Clinical Features. *Am J Respir Crit Care*  
16 *Med* 2020; 201: 1380-1388.
- 17 [25] Meng J, Xiao G, Zhang J, He X, Ou M, Bi J, Yang R, Di W, Wang Z, Li Z, Gao H, Liu L,  
18 Zhang G. Renin-angiotensin system inhibitors improve the clinical outcomes of  
19 COVID-19 patients with hypertension. *Emerg Microbes Infect* 2020; 9: 757-760.
- 20 [26] de Abajo FJ, Rodríguez-Martín S, Lerma V, Mejía-Abril G, Aguilar M, García-Luque A,  
21 Laredo L, Laosa O, Centeno-Soto GA, Gálvez MA, Puerro M, González-Rojano E,

- 1        Pedraza L, de Pablo I, Abad-Santos F, Rodríguez-Mañas L, Gil M, Tobías A, Rodrí  
2        guez-Miguel A, Rodríguez-Puyol D, MED-ACE2-COVID19 study group. Use of  
3        renin-angiotensin-aldosterone system inhibitors and risk of COVID-19 requiring  
4        admission to hospital: a case-population study. *Lancet* 2020; 395: 1705-1714.
- 5        [27] Zeng Z, Sha T, Zhang Y, Wu F, Hu H, Li H, Han J, Song W, Huang Q, Chen Z.  
6        Hypertension in patients hospitalized with COVID-19 in Wuhan, China: A single-center  
7        retrospective observational study. *medRxiv preprint* 2020. doi:  
8        10.1101/2020.04.06.20054825.
- 9        [28] Bean D, Kraljevic Z, Searle T, Bendayan R, Pickles A, Folarin A, Roguski L, Noor K,  
10        Shek A, o'gallagher K, Zakeri R, Shah A, Teo J, Dobson RJB. ACE-inhibitors and  
11        Angiotensin-2 Receptor Blockers are not associated with severe SARS- COVID19  
12        infection in a multi-site UK acute Hospital Trust. *medRxiv preprint* 2020. doi:  
13        10.1101/2020.04.07.20056788.
- 14        [29] Rentsch CT, Kidwai-Khan F, Tate JP, Park LS, King Jr JT, Skanderson M, Hauser RG,  
15        Schultze A, Jarvis CI, Holodniy M, Re III VL, Akgun KM, Crothers K, Taddei TH,  
16        Freiberg MS, Justice AC. Covid-19 Testing, Hospital Admission, and Intensive Care  
17        Among 2,026,227 United States Veterans Aged 54-75 Years. *medRxiv preprint* 2020. doi:  
18        10.1101/2020.04.09.20059964.
- 19        [30] Giorgi Rossi P, Marino M, Formisano D, Venturelli F, Vicentini M, Grilli R, The Reggio  
20        Emilia COVID-19 Working Group. Characteristics and outcomes of a cohort of  
21        SARS-CoV-2 patients in the Province of Reggio Emilia, Italy. *medRxiv preprint* 2020.

- 1           doi: 10.1101/2020.04.13.20063545.
- 2   [31] De Spiegeleer A, Bronselaer A, Teo JT, Byttebier G, De Tré G, Belmans L, Dobson R,  
3           Wynendaele E, Van De Wiele C, Vandaele F, Van Dijck D, Bean D, Fedson D, De  
4           Spiegeleer B. The effects of ARBs, ACEIs and statins on clinical outcomes of  
5           COVID-19 infection among nursing home residents. *Journal of the American Medical*  
6           Directors Association. 2020. doi: 10.1016/j.jamda.2020.06.018.
- 7   [32] Khara R, Clark C, Lu Y, Guo Y, Ren S, Truax B, Spatz ES, Murugiah K, Lin Z, Omer  
8           SB, Vojta D, Krumholz HM. Association of Angiotensin-Converting Enzyme Inhibitors  
9           and Angiotensin Receptor Blockers with the Risk of Hospitalization and Death in  
10          Hypertensive Patients with Coronavirus Disease-19. *medRxiv preprint* 2020. doi:  
11          10.1101/2020.05.17.20104943.
- 12   [33] Liu Y, Huang F, Xu J, Yang P, Qin Y, Cao M, Wang Z, Li X, Zhang S, Ye L, Lv J, Wei J,  
13          Xie T, Gao H, Xu KF, Wang F, Liu L, Jiang C. Anti-hypertensive Angiotensin II receptor  
14          blockers associated to mitigation of disease severity in elderly COVID-19 patients.  
15          *medRxiv preprint* 2020. doi: 10.1101/2020.03.20.20039586.
- 16   [34] Richardson S, Hirsch JS, Narasimhan M, Crawford JM, McGinn T, Davidson KW, the  
17          Northwell COVID-19 Research Consortium; Barnaby DP, Becker LB, Chelico JD,  
18          Cohen SL, Cookingham J, Coppa K, Diefenbach MA, Dominello AJ, Duer-Hefele J,  
19          Falzon L, Gitlin J, Hajizadeh N, Harvin TG, Hirschwerk DA, Kim EJ, Kozel ZM,  
20          Marrast LM, Mogavero JN, Osorio GA, Qiu M, Zanos TP. Presenting Characteristics,  
21          Comorbidities, and Outcomes Among 5700 Patients Hospitalized With COVID-19 in the

- 1 New York City Area. *JAMA* 2020; 323: 2052-2059.
- 2 [35] Guo T, Fan Y, Chen M, Wu X, Zhang L, He T, Wang H, Wan J, Wang X, Lu Z.  
3 Cardiovascular Implications of Fatal Outcomes of Patients With Coronavirus Disease  
4 2019 (COVID-19). *JAMA Cardiol* 2020; e201017.
- 5 [36] Yan H, Valdes AM, Vijay A, Wang S, Liang L, Yang S, Wang H, Tan X, Du J, Jin S,  
6 Huang K, Jiang F, Zhang S, Zheng N, Hu Y, Cai T, Aithal GP. Role of Drugs Affecting  
7 the Renin-Angiotensin-Aldosterone System on Susceptibility and Severity of COVID-19:  
8 A Large Case-Control Study from Zhejiang Province, China. *medRxiv preprint* 2020. doi:  
9 10.1101/2020.04.24.20077875.
- 10 [37] Ip A, Parikh K, Parrillo JE, Mathura S, Hansen E, Sawczuk IS, Goldberg SL.  
11 Hypertension and Renin-Angiotensin-Aldosterone System Inhibitors in Patients with  
12 Covid-19. *medRxiv preprint* 2020. doi: 10.1101/2020.04.24.20077388.
- 13 [38] Soler MJ, Barrios C, Oliva R, Battle D. Pharmacologic modulation of ACE2 expression.  
14 *Curr Hypertens Rep* 2008; 10: 410-414.
- 15 [39] Burchill LJ, Velkoska E, Dean RG, Griggs K, Patel SK, Burrell LM. Combination  
16 Renin-Angiotensin System Blockade and Angiotensin-Converting Enzyme 2 in  
17 Experimental Myocardial Infarction: Implications for Future Therapeutic Directions.  
18 *Clin Sci (Lond)* 2012; 123: 649-658.
- 19 [40] Rico-Mesa JS, White A, Anderson AS. Outcomes in Patients With COVID-19 Infection  
20 Taking ACEI/ARB. *Curr Cardiol Rep*, 202; 22: 31.
- 21 [41] Wang B, Li R, Lu Z, Huang Y. Does Comorbidity Increase the Risk of Patients With

- 1 COVID-19: Evidence From Meta-Analysis. *Aging (Albany NY)* 2020; 12: 6049-6057.
- 2 [42] Mantovani A, Beatrice G, Dalbeni A. Coronavirus Disease 2019 and Prevalence of  
3 Chronic Liver Disease: A Meta-Analysis. *Liver Int* 2020 Apr 4. doi: 10.1111/liv.14465.
- 4 [43] Doulton TW. ACE inhibitor-angiotensin receptor blocker combinations: a clinician's  
5 perspective. *Mini Rev Med Chem* 2006; 6: 491-497.
- 6 [44] Rico-Mesa JS, White A, Anderson AS. Outcomes in Patients with COVID-19 Infection  
7 Taking ACEI/ARB. *Curr Cardiol Rep* 2020; 22: 31. doi:10.1007/s11886-020-01291-4.
- 8 [45] Quartuccio L, Sonaglia A, McGonagle D, Fabris M, Peghin M, Pecori D, Monte AD,  
9 Bove T, Curcio F, Bassi F, Vita SD, Tascini C. Profiling COVID-19 Pneumonia  
10 Progressing Into the Cytokine Storm Syndrome: Results From a Single Italian Centre  
11 Study on Tocilizumab Versus Standard of Care. *J Clin Virol* 2020; 104444. doi:  
12 10.1016/j.jcv.2020.104444.
- 13 [46] Wang X, Khaidakov M, Ding Z, Mitra S, Lu J, Liu S, Mehta JL. Cross-talk between  
14 inflammation and angiotensin II: studies based on direct transfection of cardiomyocytes  
15 with AT1R and AT2R cDNA. *Exp Biol Med* 2012; 237: 1394-1401.
- 16 [47] Liu J, Zhang PS, Yu Q, Liu L, Yang Y, Guo FM, Qiu HB. Losartan inhibits conventional  
17 dendritic cell maturation and Th1 and Th17 polarization responses: Novel mechanisms  
18 of preventive effects on lipopolysaccharide-induced acute lung injury. *Int J Mol Med*  
19 2012; 29: 269-276.
- 20 [48] Aref A, Abdulhak B, Kashour T, Noman A, Tlayjeh H, Mohsen A, Al-Mallah MH,  
21 Tleyjeh IM. Angiotensin Converting Enzyme Inhibitors and Angiotensin Receptor

- 1 Blockers and Outcome of COVID-19 : A Systematic Review and Meta-analysis.  
2 *medRxiv preprint* 2020. doi: 10.1101/2020.05.06.20093260.
- 3 [49] Zhang X, Yu J, Pan L, Jiang HY. ACEI/ARB Use and Risk of Infection or Severity or  
4 Mortality of COVID-19: A Systematic Review and Meta-analysis. *Pharmacol Res* 2020  
5 May 15: 104927. doi: 10.1016/j.phrs.2020.104927.
- 6 [50] Ghosal S, Mukherjee Jagat J, Sinha B, Gangopadhyay KK. The effect of angiotensin  
7 converting enzyme inhibitors and angiotensin receptor blockers on death and severity of  
8 disease in patients with coronavirus disease 2019 (COVID-19): A meta-analysis.  
9 *medRxiv preprint* 2020. doi: 10.1101/2020.04.23.20076661.
- 10 [51] American Heart Association (AHA), Heart Failure Society of America (HFSA) and  
11 American College of Cardiology (ACC). Patients taking ACE-i and ARBs who contract  
12 COVID-19 should continue treatment, unless otherwise advised by their physician.  
13 2020.
- 14 [52] Wang Y, Moreira Mda C, Heringer-Walther S, Schultheiss HP, Siems WE, Wessel N,  
15 Walther T. Beta blockers prevent correlation of plasma ACE2 activity with  
16 echocardiographic parameters in patients with idiopathic dilated cardiomyopathy. *J*  
17 *Cardiovasc Pharmacol* 2015; 65: 8-12.
- 18  
19  
20  
21



1 **Figure legends**

2 Figure 1. Flow diagram of study selection for this systematic review and meta-analysis.

3 Figure 2. Pooled results of meta-analyses for the association between ACEI/ARB use and risk  
4 of COVID-19 infection. (A) Pooled crude OR for the comparison between ACEI use versus  
5 non-ACEI use; (B) Pooled crude OR for the comparison between ARB use versus non-ARB  
6 use; (C) Pooled crude OR for the comparison between ACEI/ARB use versus  
7 non-ACEI/ARB use; (D) Pooled adjusted OR for the comparison between ACEI use versus  
8 non-ACEI use; (E) Pooled adjusted OR for the comparison between ARB use versus  
9 non-ARB use; (F) Pooled adjusted OR for the comparison between ACEI/ARB use versus  
10 non-ACEI/ARB use.

11 Figure 3. Pooled results of meta-analyses for the association between ACEI/ARB use and risk  
12 of hospital admission for COVID-19. (A) Pooled adjusted OR for the comparison between  
13 ACEI use versus non-ACEI use; (B) Pooled adjusted OR for the comparison between ARB  
14 use versus non-ARB use; (C) Pooled adjusted OR for the comparison between ACEI/ARB  
15 use versus non-ACEI/ARB use.

16 Figure 4. Pooled results of meta-analyses for the association between ACEI/ARB use and risk  
17 of severity of COVID-19 infection. (A) Pooled crude OR for the comparison between ACEI  
18 use versus non-ACEI use; (B) Pooled crude OR for the comparison between ARB use versus  
19 non-ARB use; (C) Pooled crude OR for the comparison between ACEI/ARB use versus  
20 non-ACEI/ARB use; (D) Pooled adjusted OR for the comparison between ACEI use versus  
21 non-ACEI use; (E) Pooled adjusted OR for the comparison between ARB use versus

1 non-ARB use; (F) Pooled adjusted OR for the comparison between ACEI/ARB use versus  
2 non-ACEI/ARB use.

3 Figure 5. Pooled results of meta-analyses for the association between ACEI/ARB use and risk  
4 of death from COVID-19. (A) Pooled crude OR for the comparison between ACEI/ARB use  
5 versus non-ACEI/ARB use; (B) Pooled adjusted OR for the comparison between ACEI/ARB  
6 use versus non-ACEI/ARB use.

7

## 8 **Tables**

9 Table 1. Characteristics of included studies.

10 Table 2. Meta-analysis on the association between ACEI/ARB use and risk of infection,  
11 hospital admission, severity, and death of COVID-19.

12

13

14

15

16

17

18

19

Table 1. Characteristics of included studies.

First author	Year	Region	Race	Study design	Total	ACEI/ARB exposure	Non-ACEI/ARB exposure	Age (years)	Male/Female	Diagnostic criteria of COVID-19	Comorbidity	Comparison groups	Reported association outcome	Quality
Li J [18]	2020	China	Asian	Retrospective cohort	362	115	247	66.0 (59.0-73.0)	189/173	The diagnosis and treatment scheme for COVID-19 of Chinese (5th edition).	Hypertension (100%); Cerebrovascular disease (18.8%); Coronary heart disease(17.1%) ; Heart failure(2.8%); Diabetes (35.1%); Digestive disorder(21.5%); Respiratory disease(5.0%); Neurological disease(10.5%); Solid tumor(3.0%); Chronic renal disease(9.7%)	ACEI vs Non-ACEI; ARB vs Non-ARB; ACEI vs Other drugs; ARB vs Other drugs	Severity and death risk	Moderate
Mehta N[19]	2020	United States	Mixed	Retrospective cohort	18,472	2,285	16,187	49±21	7384/12725	Laboratory testing using RT-PCR	Diabetes(n=86); Coronary artery disease(n=58); Hypertension (n=186); Chronic obstructive pulmonary disease (n=46); Heart failure (n=52)	ACEI vs Non-ACEI; ARB vs Non-ARB;	Infection and death risk	Moderate
Peng YD [20]	2020	China	Asian	Retrospective cohort	112	22	90	62.0 (55.0-67.0)	53/59	The diagnosis and treatment scheme for COVID-19 of Chinese (5th edition).	Hypertension (82.1%);Coronary heart disease (55.4%); Heart failure (35.7%); Diabetse (20.5%)	ACEI/ARB vs Non-ACEI/ARB	Death risk	Moderate
Huang Z [21]	2020	China	Asian	Retrospective cohort	50	20	30	52.65±13.12 for ACEI/ARB exposure; 67.77±12.84 for Non-ACEI/ARB exposure	27/23	The diagnosis and treatment scheme for COVID-19 of Chinese (6th edition).	Diabetes(8.0%); Coronary heart disease(2.0%); Chronic obstructive pulmonary disease(2.0%); Anemia (2.0%)	ACEI/ARB vs Non-ACEI/ARB	Severity and death risk	Moderate

Zhang P [22]	2020	China	Asian	Retrospective cohort	1128	118	940	64 (55-68) for ACEI/ARB exposure; 64 (57-69) for Non-ACEI/ARB exposure	603/525	New Coronavirus Pneumonia Prevention and Control Program (5th edition) published by the National Health Commission of China and WHO interim guidance	Hypertension (100%); Diabetes (n=244); Coronary heart disease (n=131); Chronic renal diseases (n=35); Cerebrovascular diseases (n=41); Chronic liver disease (n=21); Chronic obstructive pulmonary disease (n=6)	ACEI/ARB vs Non-ACEI/ARB	Death risk	High
Yang G [8]	2020	China	Asian	Retrospective cohort	126	43	83	64 (57-72) for ACEI/ARB exposure; 67 (62-75) for non-ACEI/ARB exposure	62/64	The Fifth Trial Version of the Chinese National Health Commission	Hypertension (100%); Diabetes (30.2%); Respiratory disease (4.7%); Kidney disease (2.4%); Hepatic disease (6.3%); Cardiopathy (18.3%); Neurological disease (7.9%)	ACEI/ARB vs Non-ACEI/ARB	Severity and death risk	High
Mancia G [10]	2020	Italy	NA	Case-control	37031	ACEI; 7304 for ARB	NA	NA	23371/13660	Positive nasopharyngeal swab specimens tested with at least two real-time reverse-transcriptase-polymerase-chain-reaction assays targeting different genes of SARS-Cov-2.	Cardiovascular disease (23.1%); Respiratory disease (6.4%); Kidney disease (3.0%); Cancer (15.5%)	ACEI vs Non-ACEI; ARB vs Non-ARB;	Infection risk	High

Reynolds HR [23]	2020	United States	Mixed	Retrospective cohort	12,594	ACEI; ARB;	NA	49 (34-63)	5229/7365	A series of SARS-CoV-2 RNA test	Hypertension (34.6%); Heart failure (6.2%); myocardial infarction (4.2%); Diabetes (18.0%); Chronic kidney disease (9.6%); Obstructive lung disease (14.6%)	ACEI vs Non-ACEI; ARB vs Non-ARB; ACEI/ARB vs Non-ACEI/ARB	Infection risk	High
Feng Y [24]	2020	China	Asian	Retrospective cohort	476	8 for ACEI; 27 for ARB; 33 for ACEI or ARB	NA	53(40-64)	271/205	The diagnosis and treatment scheme for COVID-19 of Chinese (5th edition).	Hypertension (23.7%); Cardiovascular disease (8.0%); Diabetes (10.3%); Malignancy (2.5%); Cerebrovascular disease (3.6%); Immunosuppression (1.5%); COPD (4.6%); Chronic nephropathy (0.8%); Others (21.6%)	ACEI vs Non-ACEI; ARB vs Non-ARB; ACEI/ARB vs Non-ACEI/ARB	Severity risk	Moderate
Meng J [25]	2020	China	Asian	Retrospective cohort	42	17	25	64.5 (55.8-69.0)	24/18	The guidelines established by the National Health Commission of the People's Republic of China.	Hypertension (100%); other comorbidities (not reported)	ACEI/ARB vs Non-ACEI/ARB	Death risk	Moderate
de Abajo FJ [26]	2020	Spain	NA	Case-control	12529	2432 for ACEI; 1860 for ARB	NA	75.3±12.3	7645/4884	a PCR-confirmed diagnosis of COVID-19	Hypertension (50.0%); Diabetes (20.9%); Dyslipidaemia (31.7%); Ischaemic heart disease (7.8%); Heart failure (3.8%); Atrial fibrillation (8.8%); Thromboembolic disease (2.7%); Cerebrovascular accident (5.1%); COPD (8.3%); Asthma (5.7%); Cancer (14.2%); Chronic renal failure (5.3%)	ACEI vs Non-ACEI; ARB vs Non-ARB	Infection risk	High
Zeng Z [27]	2020	China	Asian	Retrospective cohort	75	28	47	67±11	35/40	the criteria of COVID-19 previously established by the WHO	Hypertension (100%)	ACEI/ARB vs Non-ACEI/ARB	Infection, severity and death risk	Moderate

Bean DM [28]	2020	United Kingdom	Mixed	Retrospective cohort	1200	399	801	67.96±17.07	686/514	NA	Hypertension (53.8%); Diabetes(34.8%); HF(8.9%); IHD(13.3%); COPD(10.1%); Asthma(14.1%); CKD(17.2%); Stroke/TIA(19.6%)	ACEI/ARB vs Non-ACEI/ARB	Death risk	High
Rentsch CT[29]	2020	United States	Mixed	Retrospective cohort	3789	563 for ARB; 1532 for ACEI or ARB	Non-ARB; 2257 for Non-ACEI or ARB	65.7 (60.5-70.7)	3417/372	PCR tested positive for SARS-CoV-2	Asthma (7.5%); Cancer(15.1%); Chronic kidney disease (14.8%); COPD(26.2%); Diabetes (32.8%); Hypertension (65.0%); Liver disease (12.3%); Vascular disease (28.9%)	ACEI/ARB vs Non-ACEI/ARB	Infection, Hospitalization and ICU risk	High
Giorgi Rossi P[30]	2020	Italy	NA	Retrospective cohort	2653	NA	NA	All age group	1328/1325	all symptomatic patients who tested positive with PCR	NA	ACEI vs Non-ACEI	Hospitalization and death risk	High
De Spiegeleer A [31]	2020	Belgium	NA	Retrospective cohort	154	30	124	86±7	51/103	clinical grounds and/or PCR lab testing	Hypertension (25.3%); Diabetes(18.2%)	ACEI/ARB vs Non-ACEI/ARB	Infection and severity risk	High
Khera R [32]	2020	United States	Mixed	Retrospective cohort	10196	3083 for ACEI; 2957 for ARB	NA	≥18	4675/5521	PCR tested positive for SARS-CoV-2	Hypertension (100%)	ACEI vs Others; ARB vs Others; ACEI vs ARB	Hospitalization and death risk	High
Liu Y [33]	2020	China	Asian	Retrospective cohort	46	2 for ACEI; 10 for ARB	NA	>65	NA	The diagnosis and treatment scheme for COVID-19 of Chinese	Hypertension (100%)	ACEI vs Non-ACEI; ARB vs Non-ARB	Severity risk	Moderate

Richardson S [34]	2020	United States	Mixed	Retrospective cohort	5700	168 for ACEI; 245 for ARB; 413 for ACEI or ARB	953	63(52-75)	3437/2263	PCR tested positive for SARS-CoV-2	Hypertension (56.6%); Coronary artery disease(11.1%); COPD(5.4%); Cancer (6%)	ACEI/ARB vs Non-ACEI/ARB	Death risk	High
Guo T [35]	2020	China	Asian	Retrospective cohort	187	19 for ACEI or ARB	168 for Non-ACEI or ARB	58.50±14.66	91/96	The interim guidance of theWorldHealth Organization	Hypertension (32.6%); CHD (11.2%); Cardiomyopathy(4.3%); Diabetes(15.0%); COPD (2.1%); Malignant neoplasm (7.0%); Chronic kidney disease (3.2%)	ACEI/ARB vs Non-ACEI/ARB	Death risk	High
Yan H [36]	2020	China	Asian	Case-control	49,277	5for ACEI; 53 for ARB; 58 for ACEI or ARB	NA	48.75±14.19	23817/25460	The diagnosis and treatment scheme for COVID-19 of Chinese (5th edition).	Diabetes(6.14%); Hypertension (20.28%); Cardio or cerebrovascular disease (1.3%); Tumour (2.0%)	ACEI vs Non-ACEI; ARB vs Non-ARB	Infection and severity risk	High
Andrew Ip [37]	2020	United States	NA	Retrospective cohort	1129	460 for ACEI or ARB	669 for Non-ACEI or ARB	NA	NA	NA	Hypertension (100%)	ACEI/ARB vs Non-ACEI/ARB	Death risk	Moderate

Table 2. Meta-analysis on the association between ACEI/ARB use and risk of infection, hospital admission, severity, and death of COVID-19.

Subgroup	Number of studies	Crude OR	95%CI	P	I2(%)	Model	Number of studies	Adjusted OR	95%CI	P	I2(%)	Model		
<b>Subgroup Analysis for Risk of Infection</b>														
<b>ACEI use vs non-ACEI use</b>														
Overall	4	1.27	0.95	1.69	0.103	91.9	R	4	0.94	0.87	1.01	0.106	0	F
<i>Study design</i>														
Case-control	2	1.16	1.08	1.24	<0.001	12.2	F	2	0.96	0.86	1.06	0.381	0	F
Cohort	2	1.44	0.92	2.24	0.108	93.0	R	2	0.91	0.8	1.03	0.139	0	F
<i>Region</i>														
China	1	0.72	0.3	1.72	0.461	NA	NA	1	0.65	0.27	1.6	0.348	NA	NA
Italy	1	1.16	1.08	1.24	<0.001	NA	NA	1	0.96	0.87	1.07	0.439	NA	NA
United States	2	1.44	0.92	2.24	0.108	93.0	R	2	0.91	0.8	1.03	0.139	0	F
<i>Race</i>														
Asian	1	0.72	0.3	1.72	0.461	NA	NA	1	0.65	0.27	1.6	0.348	NA	NA
Mixed	2	1.44	0.92	2.24	0.108	93.0	R	2	0.91	0.8	1.03	0.139	0	F
Unknown	1	1.16	1.08	1.24	<0.001	NA	NA	1	0.96	0.87	1.07	0.439	NA	NA
<i>Quality</i>														
High	4	1.27	0.95	1.69	0.103	91.9	R	3	0.94	0.87	1.03	0.192	0	F
Moderate	0	NA	NA	NA	NA	NA	NA	1	0.89	0.72	1.10	0.281	NA	NA
<b>ARB use vs non-ARB use</b>														
Overall	4	1.07	0.76	1.50	0.709	95.7	R	4	0.73	0.49	1.09	0.120	95.1	R



*Study design*

Case-control	2	0.80	0.35	1.81	0.59	97.0	R	2	0.48	0.13	1.86	0.289	98.2	R
Cohort	2	1.40	0.93	2.10	0.107	89.5	R	2	1.03	0.91	1.16	0.688	0	F

*Region*

China	1	0.52	0.40	0.68	<0.001	NA	NA	1	0.24	0.17	0.34	<0.001	NA	NA
Italy	1	1.20	1.12	1.29	<0.001	NA	NA	1	0.95	0.86	1.05	0.314	NA	NA
United States	2	1.40	0.93	2.10	0.107	89.5	R	2	1.03	0.91	1.16	0.688	0	F

*Race*

Asian	1	0.52	0.40	0.68	<0.001	NA	NA	1	0.24	0.17	0.34	<0.001	NA	NA
Mixed	2	1.40	0.93	2.10	0.107	89.5	R	2	1.03	0.91	1.16	0.688	0	F
Unknown	1	1.20	1.12	1.29	<0.001	NA	NA	1	0.95	0.86	1.05	0.314	NA	NA

*Quality*

High	4	1.07	0.76	1.50	0.709	95.7	R	3	0.64	0.38	1.06	0.083	96.6	R
Moderate	0	NA	NA	NA	NA	NA	NA	1	1.09	0.87	1.37	0.457	NA	NA

**ACEI/ARB use vs non-ACEI/ARB use**

Overall	7	1.10	0.84	1.43	0.488	88.6	R	6	0.96	0.91	1.01	0.142	5.8	F
---------	---	------	------	------	-------	------	---	---	------	------	------	-------	-----	---

*Study design*

Case-control	2	0.81	0.38	1.74	0.583	97.0	R	2	0.66	0.26	1.68	0.387	75.3	R
Cohort	5	1.31	0.96	1.77	0.089	71.8	R	3	0.97	0.89	1.05	0.425	0	F

*Region*

China	3	0.75	0.47	1.21	0.241	70.2	R	1	0.36	0.14	0.93	0.035	NA	NA
United States	2	1.46	0.93	2.29	0.096	90.3	R	2	0.97	0.89	1.05	0.398	0	F
Belgium	1	1.52	0.64	3.61	0.343	NA	NA	1	2.72	0.42	17.74	0.296	NA	NA

Italy	1	1.18	1.12	1.24	<0.001	NA	NA	1	0.96	0.89	1.03	0.273	NA	NA
<i>Race</i>														
Asian	3	0.75	0.47	1.21	0.241	70.2	R	1	0.36	0.14	0.93	0.035	NA	NA
Mixed	2	1.46	0.93	2.29	0.096	90.3	R	4	0.97	0.89	1.05	0.425	0	F
Unknown	2	1.18	1.12	1.24	<0.001	0	F	1	0.96	0.89	1.03	0.273	NA	NA
<i>Quality</i>														
High	6	1.1	0.83	1.44	0.515	90.5	R	5	0.96	0.91	1.02	0.152	24.4	F
Moderate	1	1.15	0.39	3.37	0.799	NA	NA	1	0.97	0.81	1.16	0.733	NA	NA
<b>Subgroup Analysis for Risk of Hospital Admission</b>														
<b>ACEI use vs non-ACEI use</b>														
Overall	NA	NA	NA	NA	NA	NA	NA	3	1.29	1.07	1.57	0.009	62.4	R
<i>Study design</i>														
Case-control	NA	NA	NA	NA	NA	NA	NA	1	1.13	0.97	1.31	0.111	NA	NA
Cohort	NA	NA	NA	NA	NA	NA	NA	2	1.46	1.06	2.02	0.021	57.9	R
<i>Region</i>														
Italy	NA	NA	NA	NA	NA	NA	NA	1	1.30	1.11	1.52	0.001	NA	NA
United States	NA	NA	NA	NA	NA	NA	NA	1	1.84	1.22	2.78	0.004	NA	NA
Spain	NA	NA	NA	NA	NA	NA	NA	1	1.13	0.97	1.31	0.111	NA	NA
<i>Race</i>														
Mixed	NA	NA	NA	NA	NA	NA	NA	1	1.84	1.22	2.78	0.004	NA	NA
Unknown	NA	NA	NA	NA	NA	NA	NA	2	1.21	1.09	1.35	0.001	38.2	F
<i>Quality</i>														
High	NA	NA	NA	NA	NA	NA	NA	2	1.21	1.09	1.35	0.001	38.2	F

Moderate	NA	NA	NA	NA	NA	NA	NA	1	1.84	1.22	2.78	0.004	NA	NA
<b>ARB use vs non-ARB use</b>														
Overall	NA	NA	NA	NA	NA	NA	NA	2	1.69	1.46	1.96	<0.001	0	F
<i>Study design</i>														
Case-control	NA	NA	NA	NA	NA	NA	NA	1	1.70	1.46	1.99	<0.001	NA	NA
Cohort	NA	NA	NA	NA	NA	NA	NA	1	1.61	1.04	2.50	0.033	NA	NA
<i>Region</i>														
United States	NA	NA	NA	NA	NA	NA	NA	1	1.61	1.04	2.50	0.033	NA	NA
Spain	NA	NA	NA	NA	NA	NA	NA	1	1.70	1.46	1.99	<0.001	NA	NA
<i>Race</i>														
Mixed	NA	NA	NA	NA	NA	NA	NA	1	1.61	1.04	2.50	0.033	NA	NA
Unknown	NA	NA	NA	NA	NA	NA	NA	1	1.70	1.46	1.99	<0.001	NA	NA
<i>Quality</i>														
High	NA	NA	NA	NA	NA	NA	NA	1	1.70	1.46	1.99	<0.001	NA	NA
Moderate	NA	NA	NA	NA	NA	NA	NA	1	1.61	1.04	2.5	0.033	NA	NA
<b>ACEI/ARB use vs non-ACEI/ARB use</b>														
Overall	NA	NA	NA	NA	NA	NA	NA	4	1.38	1.21	1.57	<0.001	34.5	F
<i>Study design</i>														
Case-control	NA	NA	NA	NA	NA	NA	NA	1	1.39	0.93	2.07	0.107	NA	NA
Cohort	NA	NA	NA	NA	NA	NA	NA	3	1.45	1.11	1.88	0.006	56.3	R
<i>Region</i>														
United States	NA	NA	NA	NA	NA	NA	NA	2	1.59	1.03	2.44	0.035	57.7	R
Spain	NA	NA	NA	NA	NA	NA	NA	1	1.39	0.93	2.07	0.107	NA	NA

Italy	NA	NA	NA	NA	NA	NA	NA	1	1.30	1.11	1.52	0.001	NA	NA	
<i>Race</i>															
Mixed	NA	NA	NA	NA	NA	NA	NA	2	1.59	1.03	2.44	0.035	57.7	R	
Unknown	NA	NA	NA	NA	NA	NA	NA	2	1.31	1.14	1.52	<0.001	0	F	
<i>Quality</i>															
High	NA	NA	NA	NA	NA	NA	NA	3	1.31	1.14	1.50	<0.001	0	F	
Moderate	NA	NA	NA	NA	NA	NA	NA	1	1.93	1.38	2.71	<0.001	NA	NA	

---

**Subgroup Analysis for Risk of Severity**
**ACEI use vs non-ACEI use**

Overall	5	1.01	0.63	1.60	0.982	75.3	R	2	0.90	0.72	1.14	0.939	0	F	
<i>Study design</i>															
Case-control	1	0.91	0.69	1.21	0.510	NA	NA	1	0.90	0.71	1.14	0.374	NA	NA	
Cohort	4	0.99	0.51	1.90	0.964	60.7	R	1	1.23	0.19	7.95	0.828	NA	NA	
<i>Region</i>															
China	3	0.73	0.40	1.33	0.308	0	F	1	1.23	0.19	7.95	0.828	NA	NA	
Italy	1	0.91	0.69	1.21	0.510	NA	NA	0	NA	NA	NA	NA	NA	NA	
United States	1	1.63	1.34	1.99	0.001	NA	NA	1	0.90	0.71	1.14	0.374	NA	NA	
<i>Race</i>															
Asian	3	0.73	0.4	1.33	0.308	0	F	1	1.23	0.19	7.95	0.828	NA	NA	
Mixed	1	1.63	1.34	1.99	0.001	NA	NA	1	0.90	0.71	1.14	0.374	NA	NA	
Unknown	1	0.91	0.69	1.21	0.510	NA	NA	0	NA	NA	NA	NA	NA	NA	
<i>Quality</i>															

High	2	1.34	1.14	1.58	<0.001	91.0	R	2	0.90	0.72	1.14	0.939	0	F	
Moderate	3	0.73	0.4	1.33	0.308	0	F	0	NA	NA	NA	NA	NA	NA	
<b>ARB use vs non-ARB use</b>															
Overall	5	0.75	0.41	1.39	0.090	91.8	R	3	0.91	0.74	1.13	0.409	45.8	F	
<i>Study design</i>															
Case-control	1	0.83	0.63	1.10	0.190	NA	NA	1	0.77	0.36	1.64	0.498	NA	NA	
Cohort	4	0.70	0.29	1.69	0.427	91.8	R	2	0.59	0.17	2.09	0.413	71.2	R	
<i>Region</i>															
China	3	0.48	0.16	1.50	0.206	86.9	R	2	0.60	0.31	1.16	0.723	NA	NA	
Italy	1	0.83	0.63	1.10	0.190	NA	NA	1	0.96	0.77	1.20	0.128	48.1	F	
United States	1	1.76	1.47	2.10	<0.001	NA	NA	0	NA	NA	NA	NA	NA	NA	
<i>Race</i>															
Asian	3	0.48	0.16	1.50	0.206	86.9	R	2	0.60	0.31	1.16	0.723	NA	NA	
Mixed	1	1.76	1.47	2.10	<0.001	NA	NA	1	0.96	0.77	1.20	0.128	48.1	F	
Unknown	1	0.83	0.63	1.10	0.190	NA	NA	0	NA	NA	NA	NA	NA	NA	
<i>Quality</i>															
High	2	1.22	0.58	2.54	0.599	95.0	R	2	0.94	0.76	1.17	0.594	0	F	
Moderate	3	0.48	0.16	1.50	0.206	86.9	R	1	0.25	0.06	1.01	0.052	NA	NA	
<b>ACEI/ARB use vs non-ACEI/ARB use</b>															
Overall	11	0.75	0.48	1.17	0.201	88.7	R	4	0.9	0.77	1.05	0.197	27.6	F	
<i>Study design</i>															
Case-control	1	0.87	0.71	1.06	0.173	NA	NA	1	0.82	0.41	1.65	0.578	NA	NA	
Cohort	10	0.72	0.41	1.27	0.255	87.0	R	3	0.62	0.27	1.38	0.239	50.8	R	

*Region*

China	8	0.61	0.34	1.09	0.093	73.8	R	2	0.53	0.17	1.63	0.269	55.0	R
United States	1	1.87	1.62	2.16	<0.001	NA	NA	1	0.93	0.79	1.09	0.377	NA	NA
Belgium	1	0.79	0.29	2.16	0.647	NA	NA	1	0.48	0.11	2.13	0.334	NA	NA
Italy	1	0.87	0.71	1.06	0.173	NA	NA	0	NA	NA	NA	NA	NA	NA

*Race*

Asian	8	0.61	0.34	1.09	0.093	73.8	R	2	0.53	0.17	1.63	0.269	55.0	R
Mixed	1	1.87	1.62	2.16	<0.001	NA	NA	1	0.93	0.79	1.09	0.377	NA	NA
Unknown	2	0.87	0.71	1.06	0.154	0	F	1	0.48	0.11	2.13	0.334	NA	NA

*Quality*

High	4	1.05	0.59	1.88	0.860	92.6	R	3	0.92	0.79	1.07	0.279	0	F
Moderate	7	0.59	0.30	1.17	0.129	77.5	R	1	0.25	0.06	1.01	0.052	NA	NA

**Subgroup Analysis for Risk of Death****ACEI use vs non-ACEI use**

Overall	2	0.51	0.19	1.38	0.185	74.6	R	2	0.52	0.15	1.82	0.307	93.8	R
---------	---	------	------	------	-------	------	---	---	------	------	------	-------	------	---

*Study design*

Case-control	0	NA	NA	NA	NA	NA	NA	0	NA	NA	NA	NA	NA	NA
Cohort	2	0.51	0.19	1.38	0.185	74.6	R	2	0.52	0.15	1.82	0.307	93.8	R

*Region*

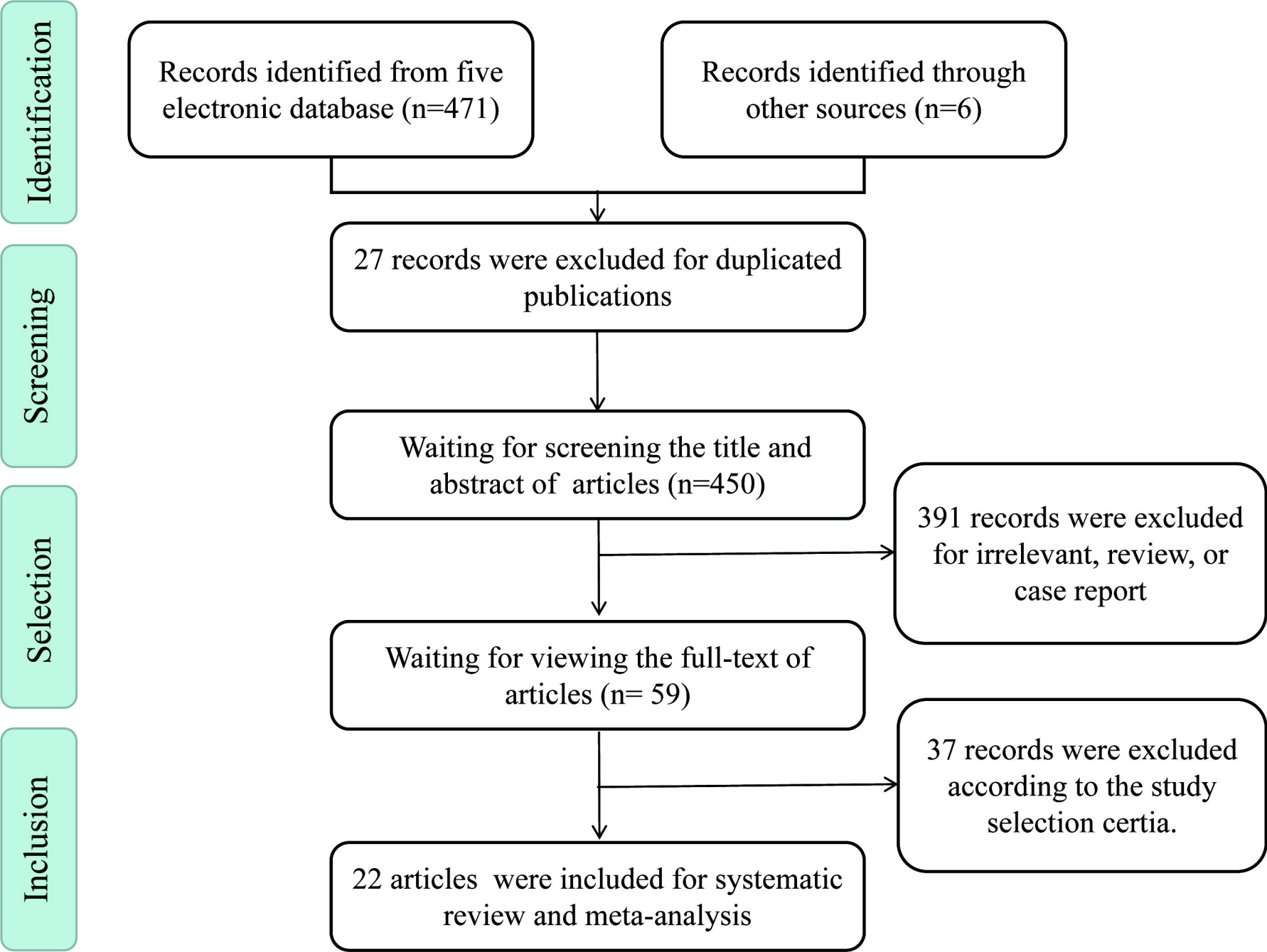
China	1	0.91	0.38	2.18	0.832	NA	NA	0	NA	NA	NA	NA	NA	NA
Italy	0	NA	NA	NA	NA	NA	NA	1	0.97	0.70	1.35	0.857	NA	NA
Multiple areas	1	0.33	0.20	0.54	<0.001	NA	NA	1	0.27	0.16	0.46	<0.001	NA	NA

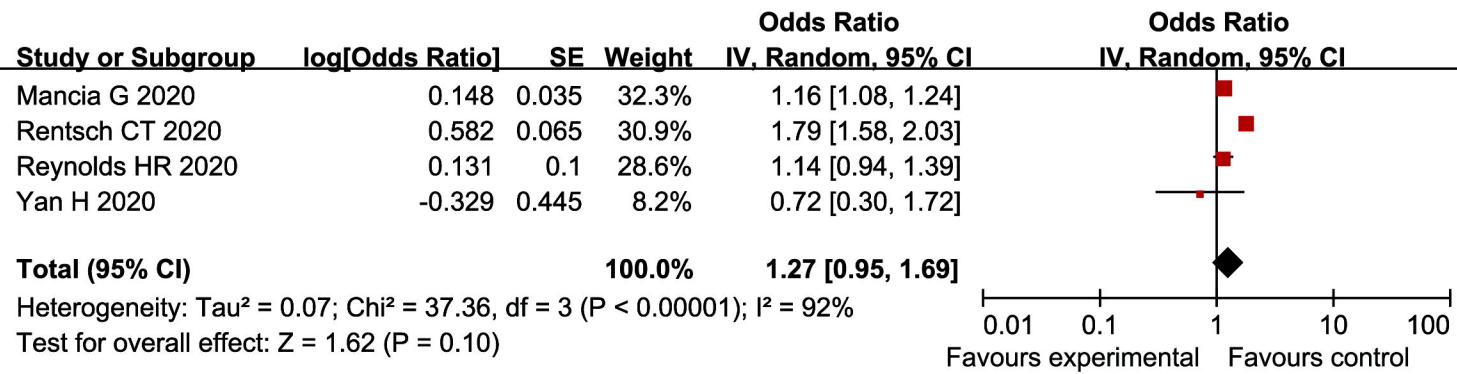
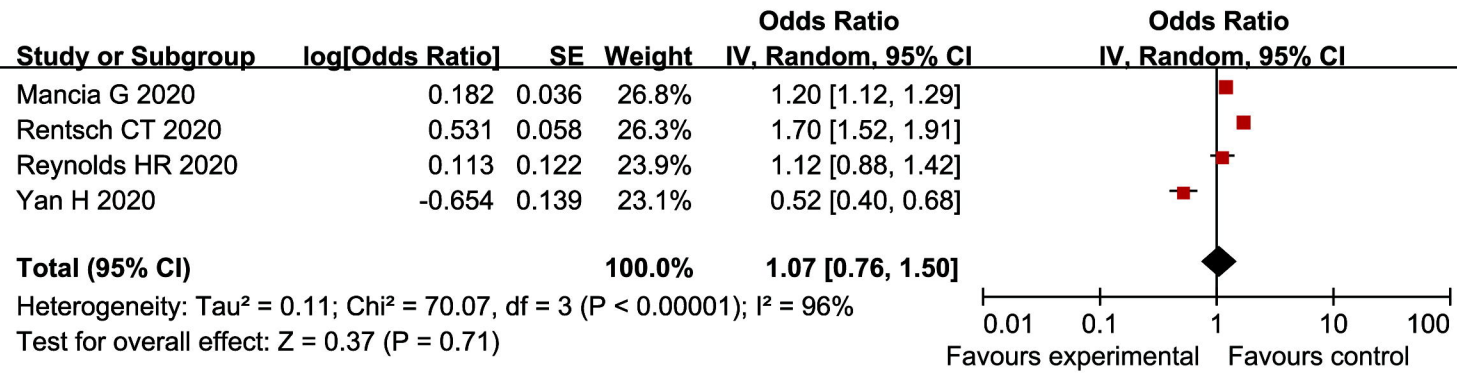
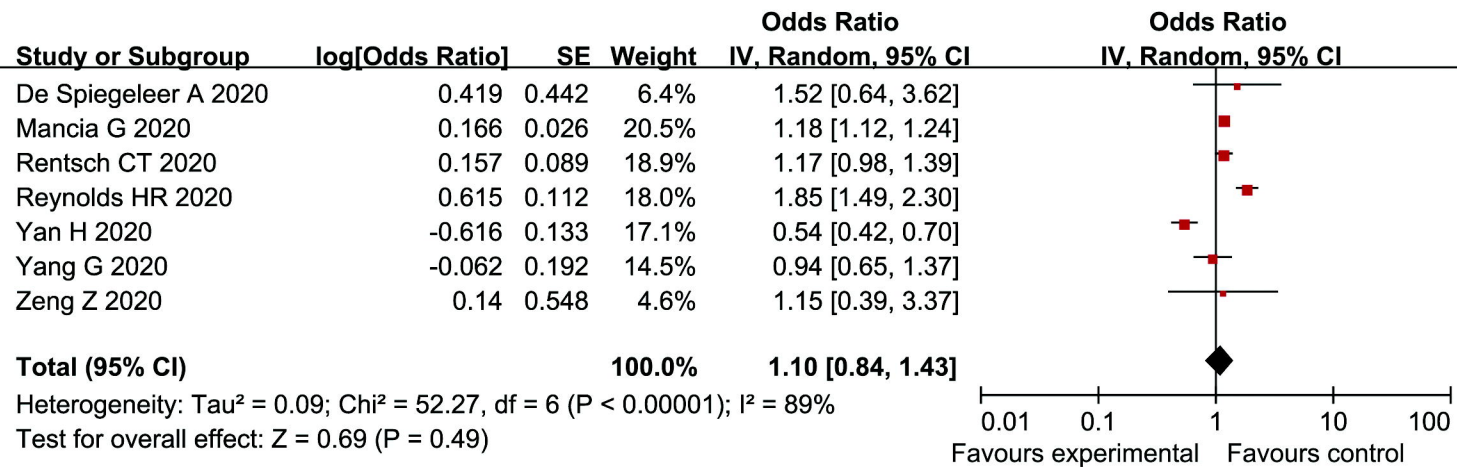
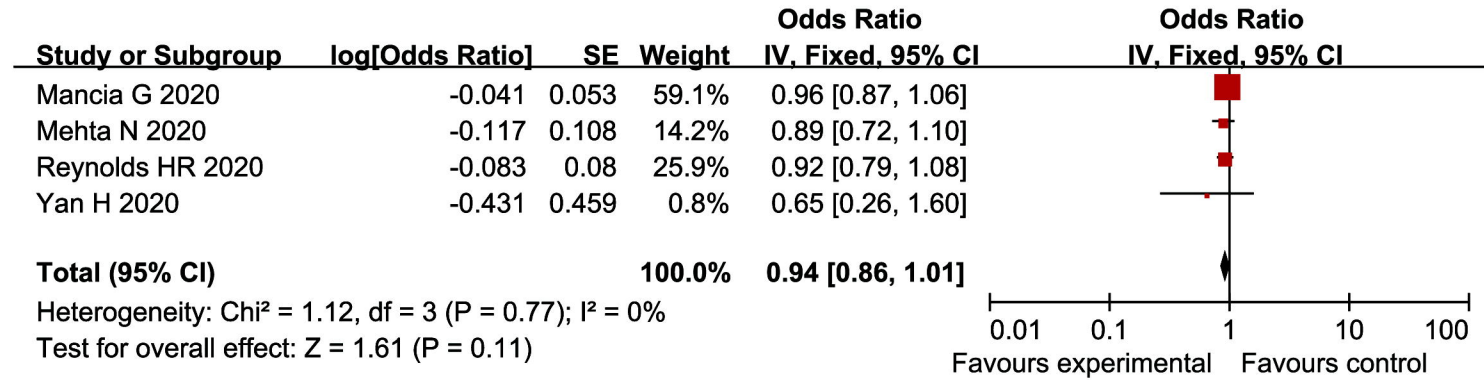
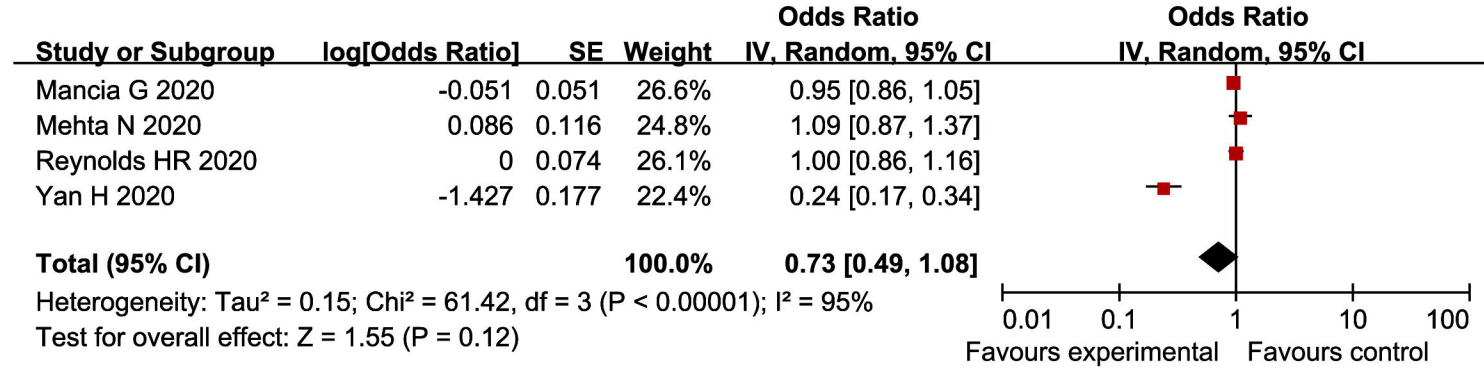
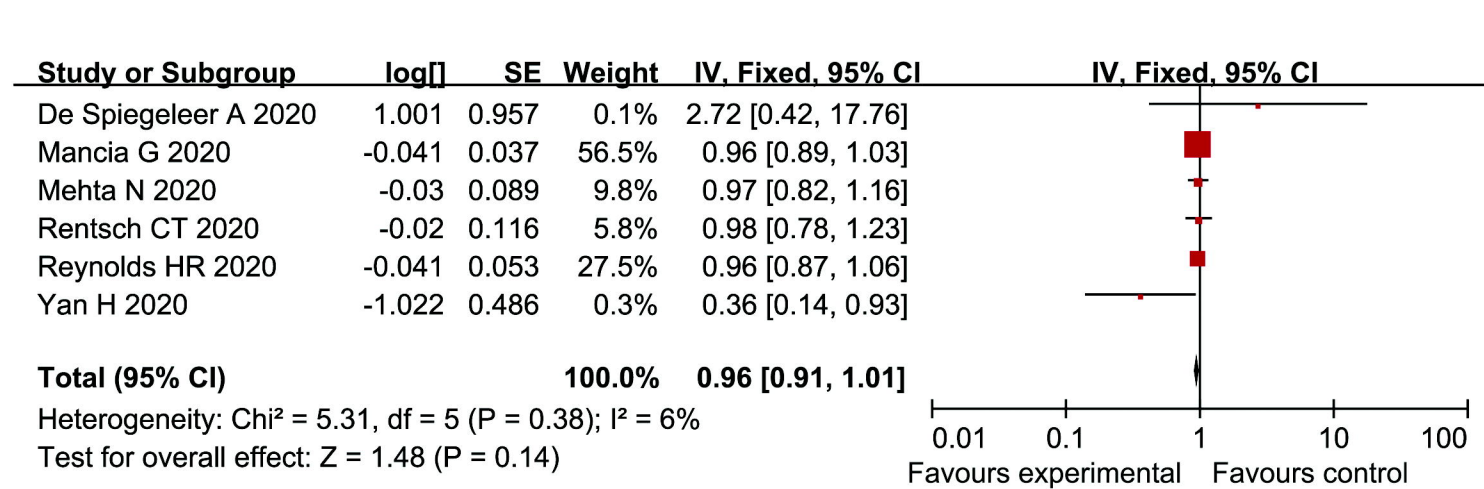
*Race*

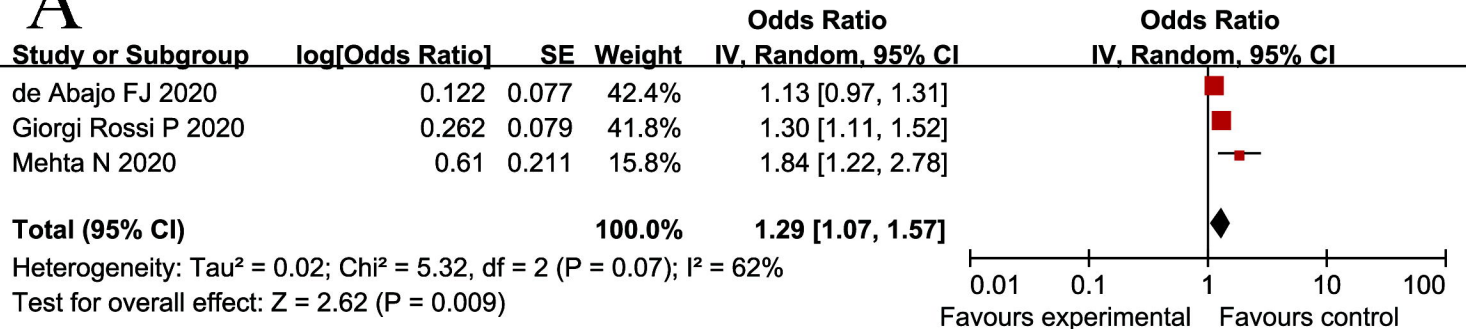
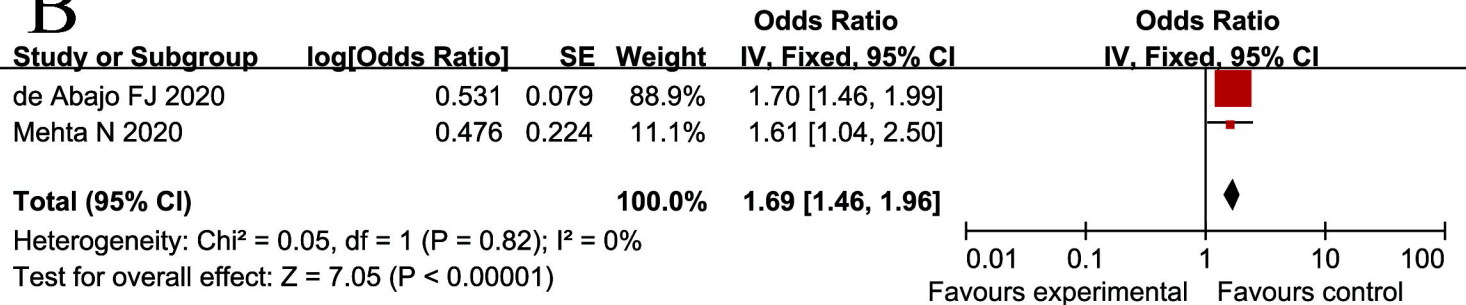
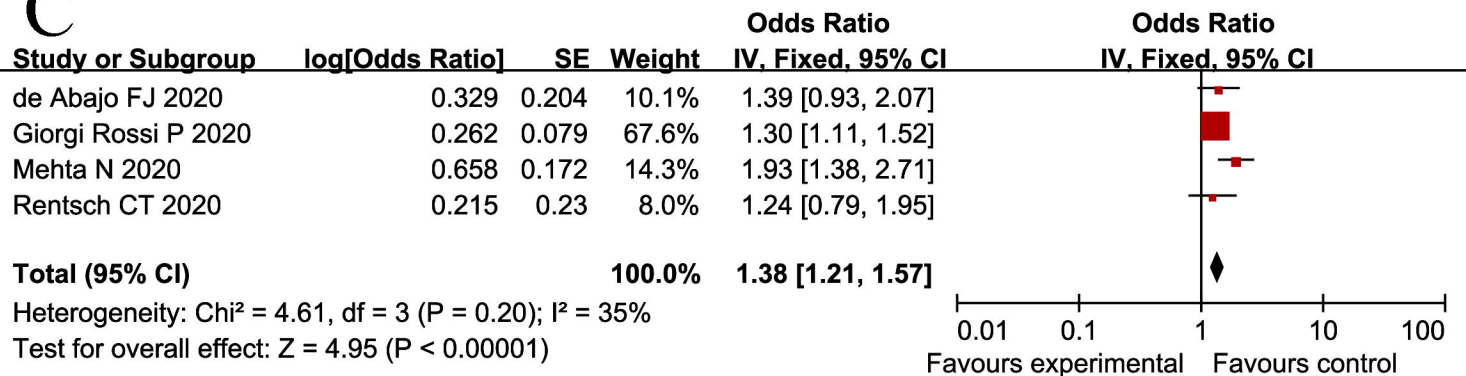
Asian	1	0.91	0.38	2.18	0.832	NA	NA	0	NA	NA	NA	NA	NA	NA
Mixed	1	0.33	0.20	0.54	<0.001	NA	NA	1	0.27	0.16	0.46	<0.001	NA	NA
Unknown	0	NA	NA	NA	NA	NA	NA	1	0.97	0.70	1.35	0.857	NA	NA
<i>Quality</i>														
High	1	0.33	0.20	0.54	<0.001	NA	NA	2	0.52	0.15	1.82	0.307	93.8	R
Moderate	1	0.91	0.38	2.18	0.832	NA	NA	0	NA	NA	NA	NA	NA	NA
<b>ARB use vs non-ARB use</b>														
Overall	2	1.1	0.81	1.49	0.531	39.5	F	NA	NA	NA	NA	NA	NA	NA
<i>Study design</i>														
Case-control	0	NA	NA	NA	NA	NA	NA	NA	NA	NA	NA	NA	NA	NA
Cohort	2	1.1	0.81	1.49	0.531	39.5	F	NA	NA	NA	NA	NA	NA	NA
<i>Region</i>														
China	1	0.77	0.41	1.44	0.412	NA	NA	NA	NA	NA	NA	NA	NA	NA
Multiple areas	1	1.23	0.87	1.74	0.242	NA	NA	NA	NA	NA	NA	NA	NA	NA
<i>Race</i>														
Asian	1	0.77	0.41	1.44	0.412	NA	NA	NA	NA	NA	NA	NA	NA	NA
Mixed	1	1.23	0.87	1.74	0.242	NA	NA	NA	NA	NA	NA	NA	NA	NA
<i>Quality</i>														
High	1	1.23	0.87	1.74	0.242	NA	NA	NA	NA	NA	NA	NA	NA	NA
Moderate	1	0.77	0.41	1.44	0.412	NA	NA	NA	NA	NA	NA	NA	NA	NA
<b>ACEI/ARB use vs non-ACEI/ARB use</b>														
Overall	11	0.87	0.66	1.15	0.322	57.0	R	5	0.51	0.31	0.84	0.009	78.4	R
<i>Study design</i>														

Case-control	0	NA	NA	NA	NA	NA	NA	0	NA	NA	NA	NA	NA	NA
Cohort	11	0.87	0.66	1.15	0.322	57.0	R	5	0.51	0.31	0.84	0.009	78.4	R
<i>Region</i>														
China	6	0.74	0.42	1.30	0.299	32.5	F	2	0.36	0.17	0.77	0.009	0	F
United States	3	1.05	0.61	1.82	0.866	85.6	R	0	NA	NA	NA	NA	NA	NA
United Kingdom	1	0.83	0.64	1.07	0.155	NA	NA	1	0.63	0.47	0.84	0.002	NA	NA
Multiple areas	1	0.65	0.18	2.34	0.510	NA	NA	1	0.27	0.16	0.46	<0.001	NA	NA
Italy	0	NA	NA	NA	NA	NA	NA	1	0.97	0.70	1.35	0.857	NA	NA
<i>Race</i>														
Asian	6	0.74	0.42	1.30	0.299	32.5	F	2	0.36	0.17	0.77	0.009	0	F
Mixed	4	1.06	0.76	1.50	0.719	56.9	R	2	0.43	0.19	0.97	0.043	86.8	R
Unknown	1	0.66	0.51	0.86	0.002	NA	NA	1	0.97	0.70	1.35	0.857	NA	NA
<i>Quality</i>														
High	5	0.88	0.59	1.34	0.571	75.9	R	5	0.51	0.31	0.84	0.009	78.4	R
Moderate	6	0.73	0.59	0.92	0.006	23.9	F	0	NA	NA	NA	NA	NA	NA



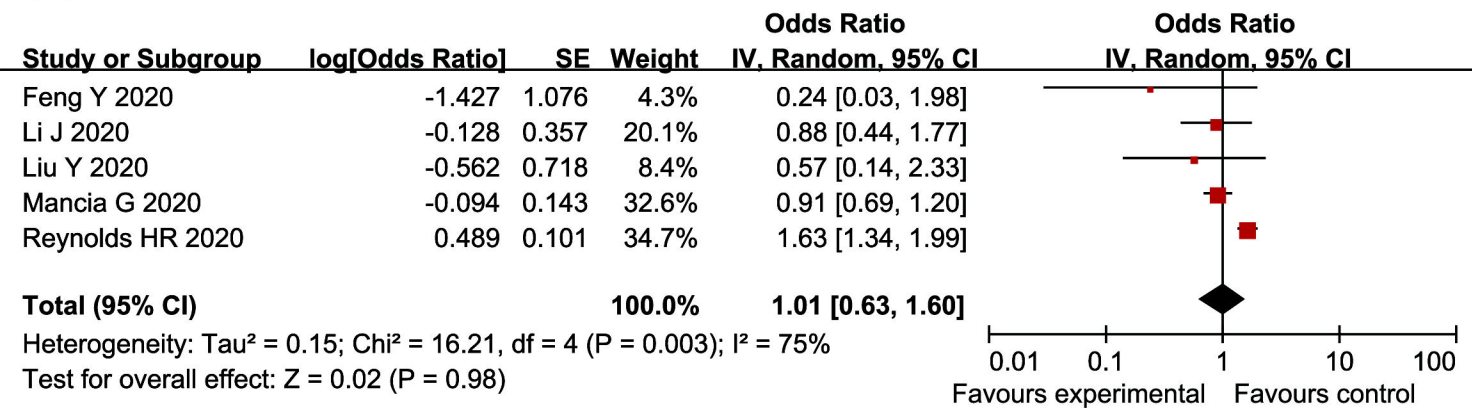


**A****B****C****D****E****F**

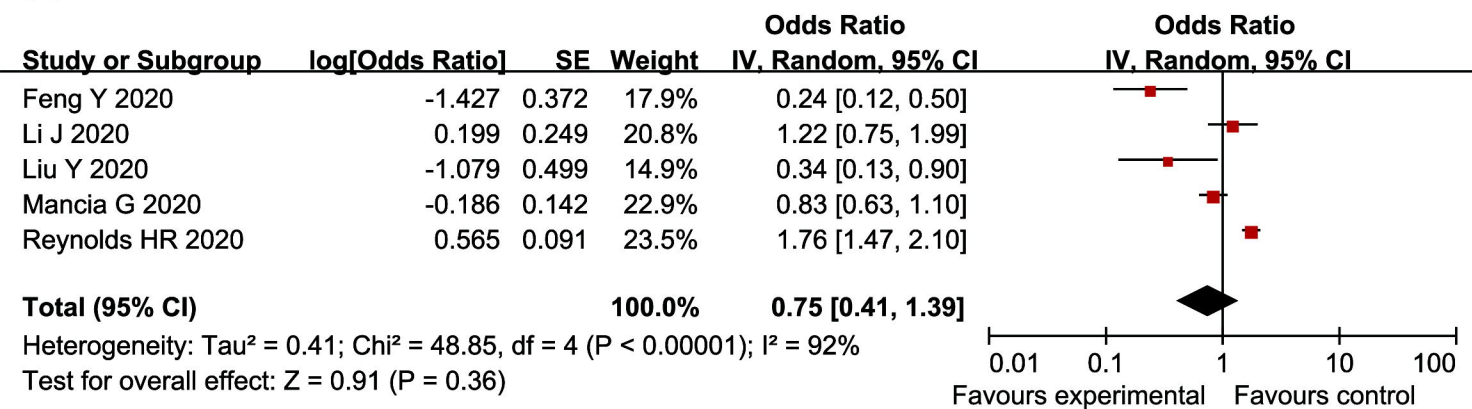
**A****B****C**



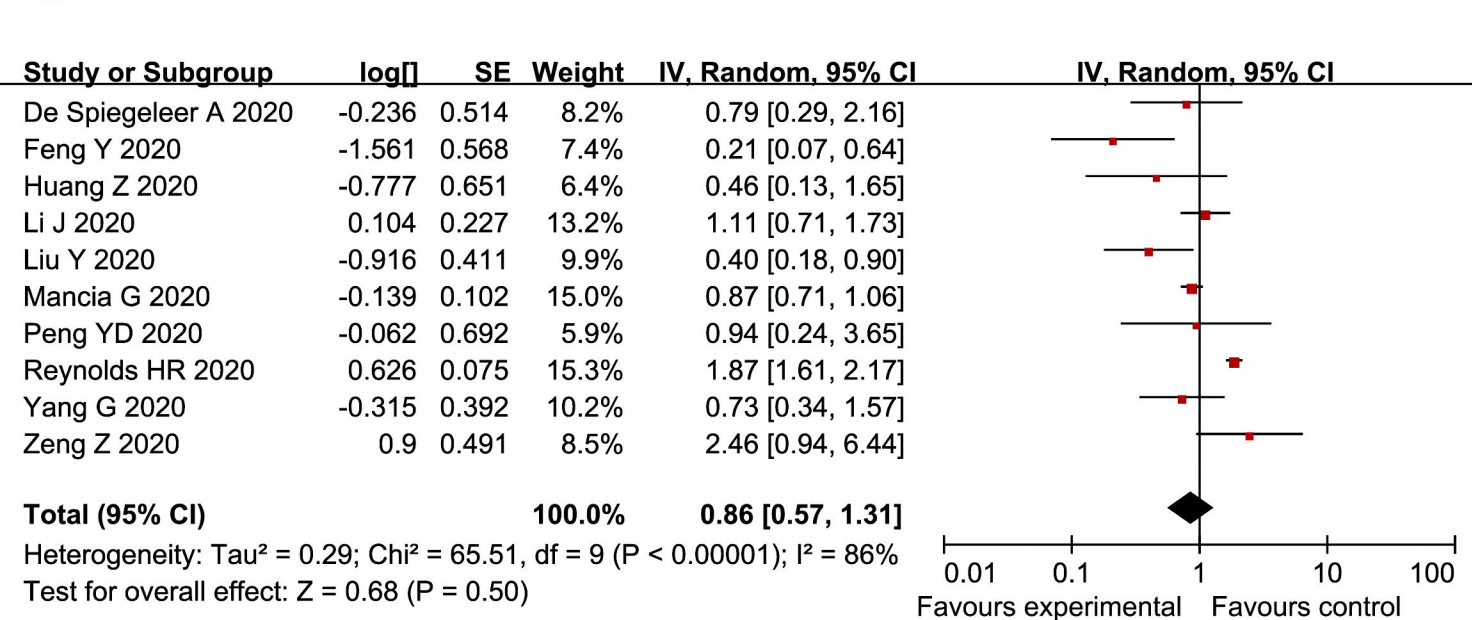
A



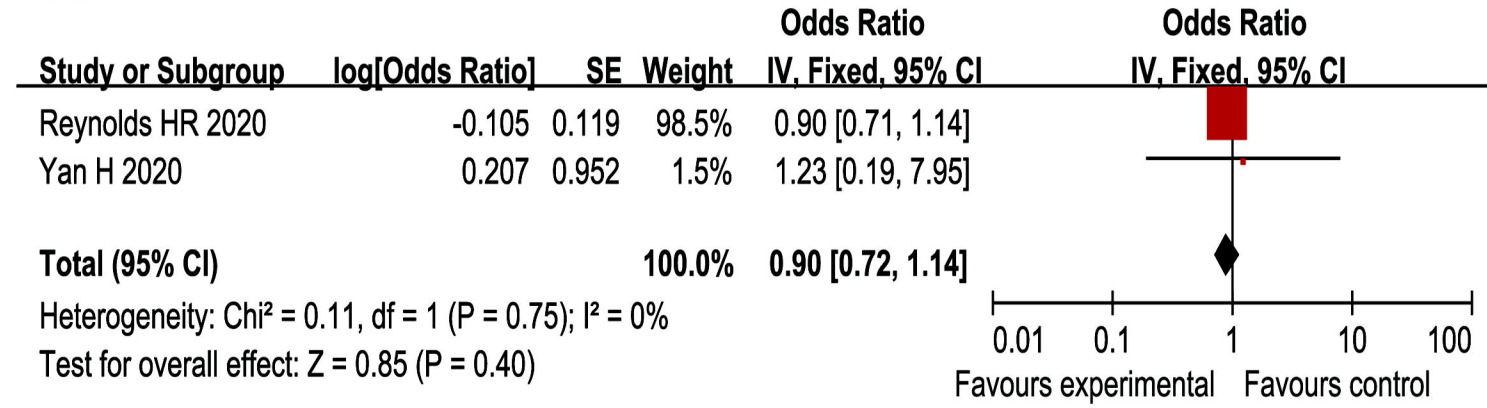
B



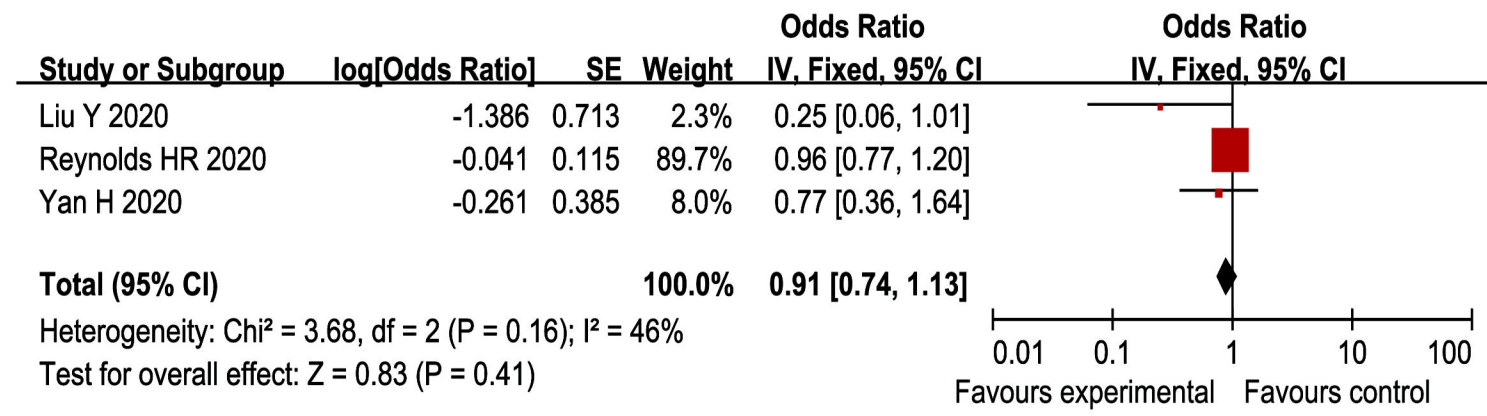
C



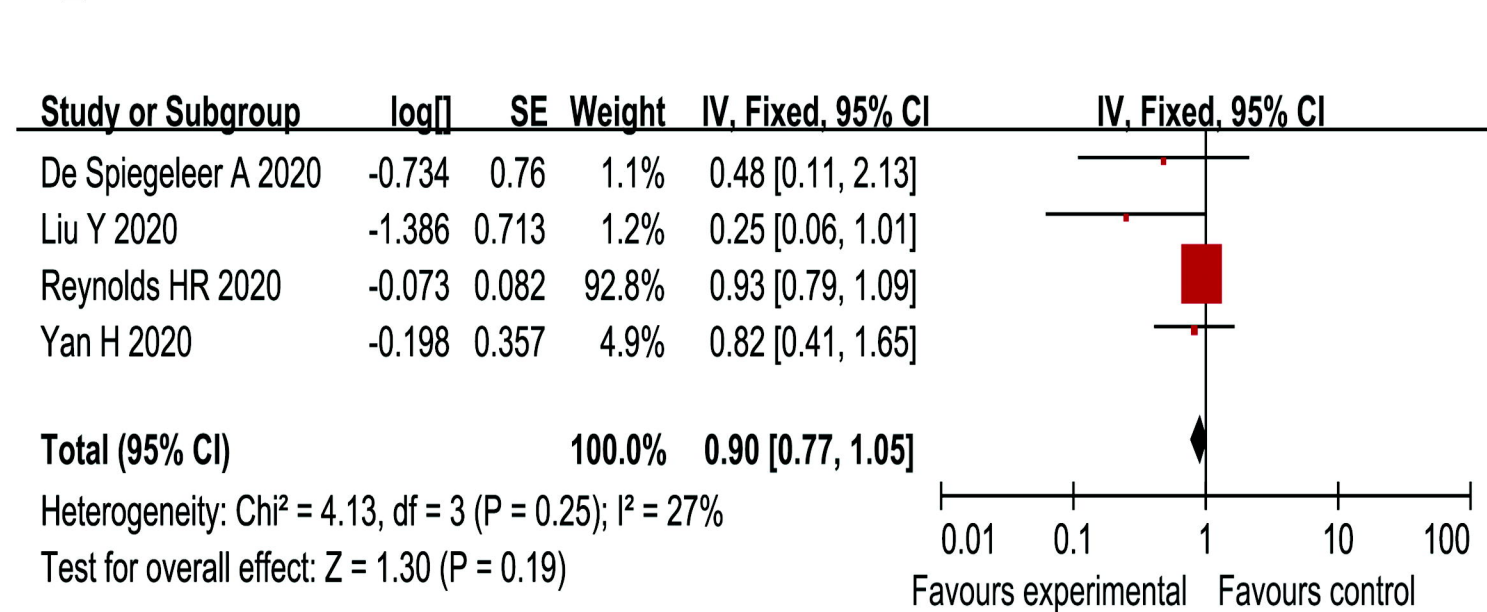
D



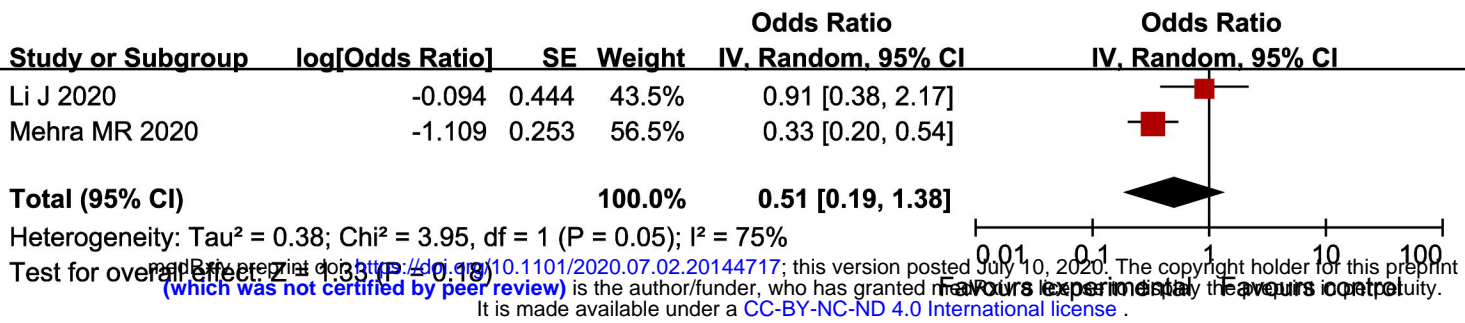
E



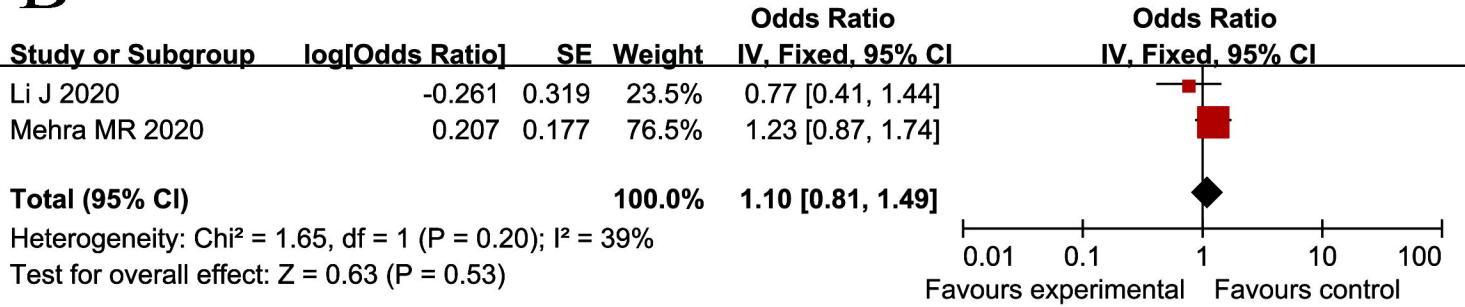
F



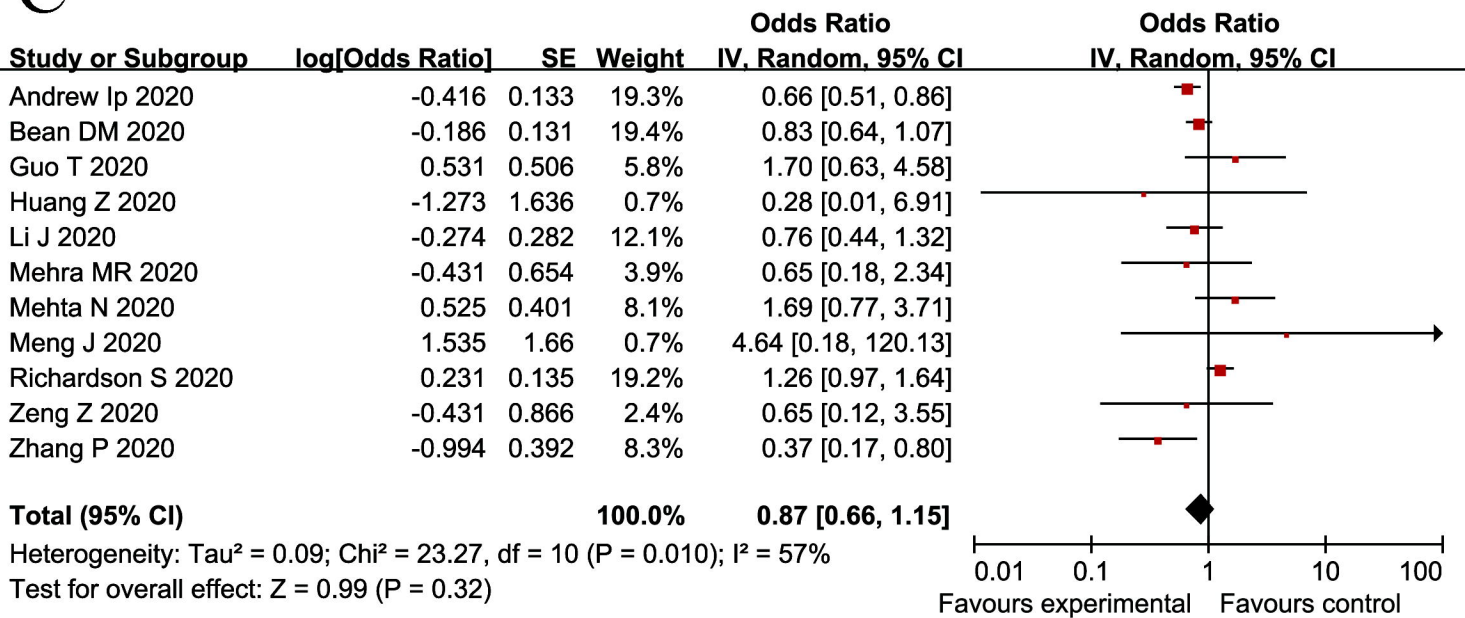
A



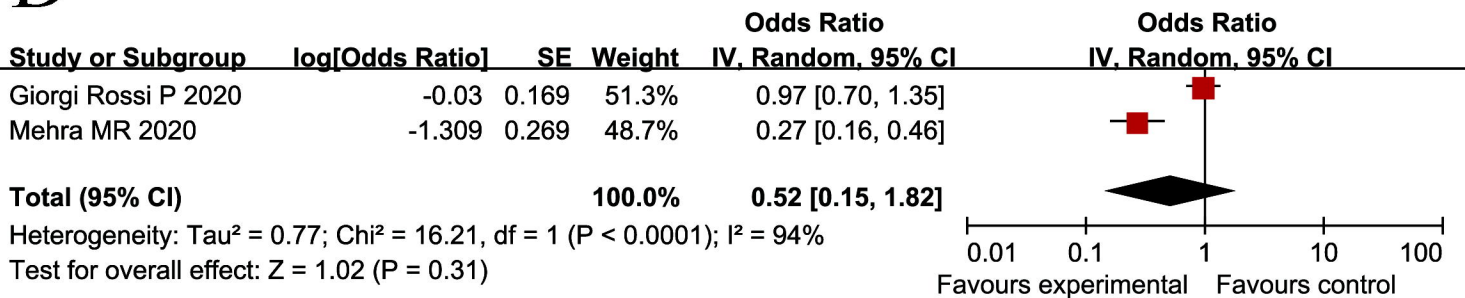
B



C



D



E

