

1 **Title**

2 **Vaccine preparation time, errors, satisfaction, and preference of prefilled syringes versus RSV vaccines**  
3 **requiring reconstitution: randomized, time and motion study**

4 **Authors**

5 Darshan Mehta<sup>1</sup>, Samantha Kimball-Carroll<sup>2</sup>, Dayna R. Clark<sup>2</sup>, Serena Fossati<sup>2</sup>, Matthias Hunger<sup>2</sup>, Ankit  
6 Pahwa<sup>2</sup>, Mia Malmenas<sup>2</sup>, Brian Hille<sup>1</sup>, Nicolas Van de Velde<sup>1</sup>

7

8 **Author Affiliations:**

9 <sup>1</sup>Moderna, Inc., Cambridge, MA, USA

10 <sup>2</sup> ICON Clinical Research, Dublin 18, Ireland

11

12 **Correspondence:**

13 Darshan Mehta

14 Email: Darshan.Mehta@modernatx.com

15

16 **Abstract**

17 *Introduction:* RSV infections can lead to serious outcomes, especially among older adults. Two United  
18 States (US) Food and Drug Administration (FDA) approved vaccines, both requiring reconstitution (VRR)  
19 prior to administration, are recommended by the Advisory Committee on Immunization Practices (ACIP)  
20 for adults aged 60+ years. An alternative vaccine employing a ready-to-use prefilled syringe (PFS) is  
21 currently under evaluation by the FDA. The current study compared a PFS versus two VRRs (VRR1 and  
22 VRR2) to evaluate preparation time, errors, satisfaction, and preference in a randomized, single-blinded  
23 time and motion (T&M) study.

24 *Methods:* Participants were recruited and randomized to a preparation sequence of the three vaccines.  
25 Participants read instructions, then consecutively prepared the three vaccines with a 3- to 5-minute  
26 washout period in between. Preparations were video recorded and reviewed by a trained pharmacist for  
27 preparation time and errors using predefined, vaccine-specific checklists. Participant demographics,  
28 satisfaction with vaccine preparation, and vaccine preference were recorded. Within-subjects analysis of  
29 variance (ANOVA) was used to compare preparation time. Mixed-effects Poisson and ordered logistic  
30 regression models were used to compare number of preparation errors and satisfaction scores,  
31 respectively.

32 *Results:* 63 pharmacists (60%), nurses (35%), and pharmacy technicians (5%) participated at four sites in  
33 the US. The least squares (LS) mean preparation time per dose for PFS was 141.8 seconds (95% CI:156.8,  
34 126.7;  $p<0.0001$ ) faster than for VRR1, 103.6 seconds (118.7, 88.5;  $p<0.0001$ ) faster than for VRR2, and  
35 122.7 seconds (95% CI: 134.2, 111.2;  $p<0.0001$ ) faster than the pooled VRRs. Overall satisfaction  
36 (combined 'Very' and 'Extremely') was 87.3% for PFS, 28.6% for VRR1, and 47.6% for VRR2. Most  
37 participants (81.0%) preferred the PFS vaccine.

38 *Conclusion:* PFS vaccines can greatly simplify the vaccine preparation process, allowing administrators  
39 to prepare almost four times more doses per hour than with vial and syringe systems.

40

41 **Keywords:** vaccines, RSV, pre-filled syringe, reconstitution, preparation

42

43 **Key Summary Points**

44 *Why carry out this study?*

45 ● Two US FDA approved vaccines against RSV require reconstitution. An alternative vaccine employing a  
46 ready-to-use prefilled syringe (PFS) is currently under evaluation by the FDA. ● We conducted the  
47 current study to compare the impact of RSV vaccine format on preparation time, errors, satisfaction and  
48 preference between a ready-to-use single-dose prefilled syringe (PFS) RSV vaccine versus two RSV  
49 vaccines requiring reconstitution (VRRs).

50 *What was learned from the study?*

51 ● Preparation time with PFS was reduced by a factor of 4 compared to VRRs.

52 ● Most healthcare professionals were extremely satisfied and preferred a PFS presentation over VRRs.

53 ● PFS vaccines can help vaccine administrators save time on preparation resulting in nearly quadruple  
54 their hourly vaccine preparation rate compared to VRRs.

55

## 56 Introduction

57 Respiratory syncytial virus (RSV) is a common respiratory virus, causing approximately 159,000  
58 hospitalizations, 119,000 emergency department admissions, and 1.4 million outpatient visits annually  
59 in US adults aged 65 years and older [1]. Although adjusted for under-detection due to imperfect  
60 sensitivity of reverse transcription polymerase chain reaction testing of nasopharyngeal or nasal swabs,  
61 these figures are likely still underestimated for several reasons, including, but not limited to, the lack of  
62 routine RSV testing in clinical practice [1].

63 RSV usually causes mild, cold-like symptoms, but it can cause serious illness in adults ( $\geq 65$  years) and  
64 infants [2]. Compared to coronavirus disease (COVID-19) or influenza, older adults hospitalized with RSV  
65 often have more severe disease, are more likely to be admitted to the intensive care unit, and receive  
66 standard flow oxygen, high-flow nasal cannula, or noninvasive ventilation [3]. After hospital discharge,  
67 up to 15% of these individuals require a higher level of care than needed prior to admission [4, 5].  
68 Infection with RSV is costly, with an estimated annual economic burden in US adults ( $\geq 60$  years) of \$6.6  
69 billion, with \$2.9 billion in direct medical costs, \$1.1 billion in indirect costs due to losses in productivity  
70 from RSV-related morbidity, and \$2.5 billion in indirect costs due to RSV mortality [6].

71 Advisory Committee on Immunization Practices (ACIP) currently recommends that adults over 60 years  
72 may receive a single dose of RSV vaccine, using shared clinical decision-making with their healthcare  
73 provider (HCP) [7]. Two RSV vaccines are currently approved by the US Food and Drug Administration  
74 (FDA) for adults aged 60 years and older – AREXVY® (RSVPreF3, GSK) and ABRYOVO™ (RSVpreF, Pfizer),  
75 both of which are vaccines requiring reconstitution (VRR). AREXVY® (from here on addressed as VRR1)  
76 includes two vials, one with a lyophilized vaccine (powder) and one with an adjuvant suspension.  
77 Preparation steps for VRR1 include cleansing the vial stoppers, transferring the diluent into the vial of  
78 lyophilized vaccine using a separate syringe and needle, swirling to dissolve the powder, and withdrawal  
79 of the reconstituted vaccine into the syringe for administration [8]. ABRYOVO™ (addressed as VRR2) is  
80 available in two presentations: i) two vials with one vial of lyophilized vaccine and one vial of liquid  
81 diluent, and ii) one vial with lyophilized vaccine and a pre-filled syringe (PFS) with sterile water diluent.  
82 Preparation of VRR2 in the second format, as utilized in the current study, includes cleansing the vial  
83 stopper, attachment of the provided adapter to the vial, connection of the PFS to the vial adapter,  
84 transferring the diluent from the PFS into the vial of lyophilized vaccine, swirling to dissolve the powder,  
85 withdrawal of the reconstituted vaccine for administration into the PFS, and locking the needle [9].

86 Moderna is currently developing an mRNA-based RSV vaccine (mRNA-1345), under review with the FDA,  
87 which employs the same ready-to-use prefilled syringe (PFS) delivery system used to administer the  
88 FDA-approved SPIKEVAX® (mRNA-1273, Moderna) (addressed as PFS). Preparation of PFS includes  
89 removing the PFS tip cap and locking the needle (needle not included in the vaccine kit) [10].  
90 Preparation of mRNA-1273 PFS was utilized in the current study as a proxy for mRNA-1345.

91 Different vaccine presentations involve varying time and risks for errors during preparation, both factors  
92 contributing to overall cost. In comparison with VRR, PFS are generally easier to handle and administer,  
93 and are associated with reductions in both time and errors in preparation [11, 12]. De Coster et al.  
94 conducted a cross-over, randomized, open-label time and motion (T&M) study, and recorded HCPs as  
95 they prepared one PFS and one VRR vaccine consecutively with a 3-to-5-minute washout period in  
96 between the preparations [13]. Overall, PFS preparation resulted in a mean time saving of 34.5 sec [95%  
97 CI 28.4; 40.6] compared to VRR, and out of 96 preparations of each presentation, there were 10 (10.4%)  
98 errors reported during PFS preparation compared to 47 (48.9%) for VRRs [13]. Another study indicated  
99 an average time saving of 1.1 min (66 sec) for each PFS prepared and administered vaccine dose  
100 compared to VRR [11].

101 In the selection of vaccine presentations, HCP preference may play a role. Several studies have reported  
102 higher HCP preference for PFS presentations, with the most common reasons being reduced number of  
103 immunization errors, ease of administration, and work efficiency [11, 14-17]. HCPs also expressed that  
104 using PFS lowers the risk of needle contamination and needle stick injuries and reduces the possibility of  
105 dosage errors [15, 17].

106 Up to now, studies have not addressed preparation time and errors along with satisfaction and  
107 preference of HCPs, nor have they been conducted with vaccines specific to RSV. T&M studies include  
108 independent and continuous observation and are more precise than self-reporting or work sampling  
109 techniques, which collect data at intervals of time. This study design has been used in healthcare to  
110 determine the timing and duration of procedures or tasks, and to calculate vaccine preparation time and  
111 errors [13, 18]. Video recording of HCPs has been shown to reduce the observer effect and has the  
112 potential to improve the quality of data collected by providing the opportunity to replay each task for  
113 review and analysis.

114 *Study Objectives*

115 The primary objective of the study was to assess and compare the vaccine preparation times of PFS,  
116 VRR1, and VRR2 prior to administration. Secondary objectives of the study were to assess and compare  
117 the rate of vaccine preparation errors, participant satisfaction, and preference for PFS, VRR1, and VRR2.

118 We hypothesized that compared to VRR1 and VRR2, PFS would result in reduced preparation time,  
119 fewer errors, and higher HCP satisfaction and preference.

## 120 **Methods**

### 121 *Study design*

122 A randomized, 3-period, 3-sequence cross-over, single-blinded T&M study was conducted at four sites in  
123 the United States (US) (**Figure 1**). To maintain single-blind for the study, the PFS presentation was  
124 labeled 'Vaccine A', VRR1 was labeled 'Vaccine B' and VRR2 was labeled 'Vaccine C'. The recruited  
125 participants were randomly assigned a vaccine preparation sequence (ABC, BCA, or CAB) blocked by site  
126 for balance. On arrival at the site, participants were asked to read blinded vaccine preparation  
127 instructions for each of the three study vaccines (generated from package inserts for each vaccine [8-  
128 10]), and to complete an electronic survey on site (**Supplementary material 1**) to gather their  
129 demographic information.

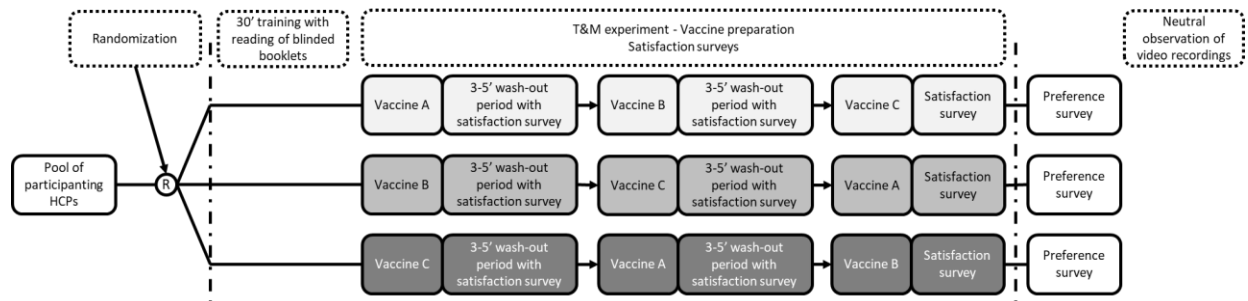
130 After a period of approximately 30 minutes, participants were asked to consecutively prepare one dose  
131 of each vaccine in the assigned randomized sequence with a 3- to 5- minute washout period in between  
132 each preparation. Vaccines labels were blinded, and vaccines were laid out on the counter for  
133 participants, along with required materials to facilitate aseptic technique as per usual practice. During  
134 each washout period, the participants rated their satisfaction with the vaccine ease of preparation,  
135 preparation time and overall satisfaction. After preparing all 3 vaccines, participants provided their  
136 overall preference between vaccine A, B or C.

137 Vaccine preparations were video recorded on-site by trained nurses. An independent, experienced,  
138 trained pharmacist reviewed each video to assess the time taken for each preparation, and documented  
139 any preparation errors using predefined, vaccine-specific checklists. A second pharmacist independently  
140 reviewed 24% (first nine participants and six randomly selected participants) preparation videos as  
141 quality control. Agreement between reviewers of  $\geq 80\%$  was considered acceptable, and no changes  
142 were needed based on quality control. The vaccine-specific error checklist was developed by reviewing  
143 all steps listed in the label of approved vaccines and were cross referenced with published literature [13,  
144 16].

145 On-site study personnel were trained to avoid any influence on the participant during vaccine  
146 preparation. Vaccine preparation was conducted in a research setting mimicking that of a busy retail  
147 pharmacy/clinic (i.e., open area with background noise from clinic daily activities). Study processes,

148 including the completeness of error checklists, underwent internal validation with the first three study  
149 participants.

150 **Figure 1. Study design.**



151 Abbreviations: HCPs, healthcare providers; Vaccine A, PFS; Vaccine B, VRR1; Vaccine C, VRR2.  
152  
153

### 154 *Sample size*

155 De Coster et al. reported average preparation time for VRR of 70.5 seconds and for PFS of 36.0 seconds,  
156 with a mean difference [SD] of 34.5 [30] seconds, i.e., roughly half the time [13]. This suggests a large  
157 effect size (>0.5) [19]. For the sample size calculations, we used a 0.5 effect size and a paired t-test,  
158 resulting in a samples size of 54 (18 for each cohort) with a statistical power of 90% at  $\alpha=0.025$ . Applying  
159 a non-parametric correction of 15% and assuming a 10% drop-out rate, the sample size increased to 63  
160 (21 for each of the three sequence cohorts) [20].

### 161 *Participants*

162 Participants were eligible if they were at least 21 years of age, had a minimum 1.5 years of experience  
163 administering vaccines, had administered at least one vaccine in the month prior, and were either one  
164 of the following: US-licensed and practicing pharmacists, US-registered practicing nurse, or a practicing  
165 pharmacy technician certified by the Pharmacy Technician Certification Board. Participants with any  
166 current business relationship with Moderna, Pfizer, and/or GSK were excluded, including, but not limited  
167 to, employment, consultancy agreement, and/or holding individually managed stocks. The participants  
168 were screened into the study based on self-report of the inclusion and exclusion criteria.

### 169 *Participant recruitment*

170 Recruiters were trained to conduct recruitment in accordance with study criteria. The recruitment  
171 process involved outreach to an expert network of pharmacists, pharmacist technicians, and nurses.



172 Further potential participants were also identified via email, LinkedIn, cold calls, and referrals. The  
173 largest source of participants came via LinkedIn and the second largest through referrals.

#### 174 *Outcomes*

175 The outcome for the primary objectives was vaccine preparation time, defined as the time in seconds  
176 from when the participant touched any material on the experimental field (e.g., syringe, vial, needles) to  
177 the time the syringe ready for administration was laid down on the table.

178 Secondary outcomes included the total number of vaccine preparation errors and participants' vaccine  
179 satisfaction and preference. The total number of errors was defined as the sum of specific errors for  
180 each participant and vaccine recorded by the observer in the vaccine-specific checklists. Observer  
181 comments made in the 'other' error category were reviewed by the study team. Comments were not  
182 considered 'other' errors if they were not mistakes made by the participant during preparation (i.e.  
183 preparation was out of view of the camera for a moment), were errors that were already accounted for  
184 by another error indicated by the observer in the checklist, or if they could reasonably be incorporated  
185 into an existing error category. Further, repetitive errors identified in the others category were pulled  
186 out into a new category (e.g., used more than one syringe). See **Supplementary materials 2 and 3** for  
187 more details on errors.

188 Satisfaction for ease-of-preparation, time taken for preparation, and overall vaccine preparation  
189 procedure were assessed through a self-administered online survey using a 7-point Likert scale.  
190 Satisfaction for each outcome was measured on a 7-point Likert scale (Extremely Dissatisfied; Very  
191 Dissatisfied; Dissatisfied; Neither Satisfied nor Dissatisfied; Satisfied; Very Satisfied; Extremely Satisfied).  
192 Vaccine preference was determined through a single item where participants selected the vaccine they  
193 preferred most.

#### 194 *Ethics, data privacy and pharmacovigilance*

195 This study was conducted in compliance with the principles of the Declaration of Helsinki. The protocol  
196 and each study site were reviewed and approved by a central institutional review board (Advarra).  
197 Written informed consent was obtained from each participant prior to starting the study. In this study  
198 no vaccine was administered. Participants who completed the study received fair market value (FMV)

199 compensation for their time. Their travel time was compensated for half the hourly FMV rate for a  
200 maximum of 1.5 hours.

### 201 *Statistical analysis*

202 To estimate mean preparation time (seconds) for each vaccine and to test the difference in vaccine  
203 preparation times, a within-subjects analysis of variance (ANOVA) approach was implemented through a  
204 linear mixed model (LMM). For the pairwise comparison of individual vaccines, the Dunnett multiple  
205 comparison adjustment was used. Normality of residuals was confirmed using quantile-quantile (q-q)  
206 plots. Comparisons of the number of preparation errors made for each vaccine was performed using a  
207 Poisson generalized linear mixed model (GLMM). The potential presence of over- (or under-) dispersion  
208 by fitting a negative binomial GLMM and assessing the significance of the dispersion parameter  $k$ .  
209 Comparisons of the satisfaction scores between vaccines were performed using mixed-effects ordered  
210 logistic regression models.

211 All models included preparation sequence and vaccine (i.e. PFS, VRR1, and VRR2) as fixed effects, and  
212 random effects (random intercepts) for subject and site. For endpoints related to preparation time,  
213 supplementary models were run including participant career experience (years), experience  
214 administering vaccines (years), and occupation as fixed effects.

215 Post-hoc analyses were run comparing PFS to data from pooled VRRs (pVRR: data from VRR1 and VRR2  
216 combined into a single cohort) for all endpoints. A p-value lower than 0.05 was considered statistically  
217 significant. All analyses were conducted using SAS v9.4.

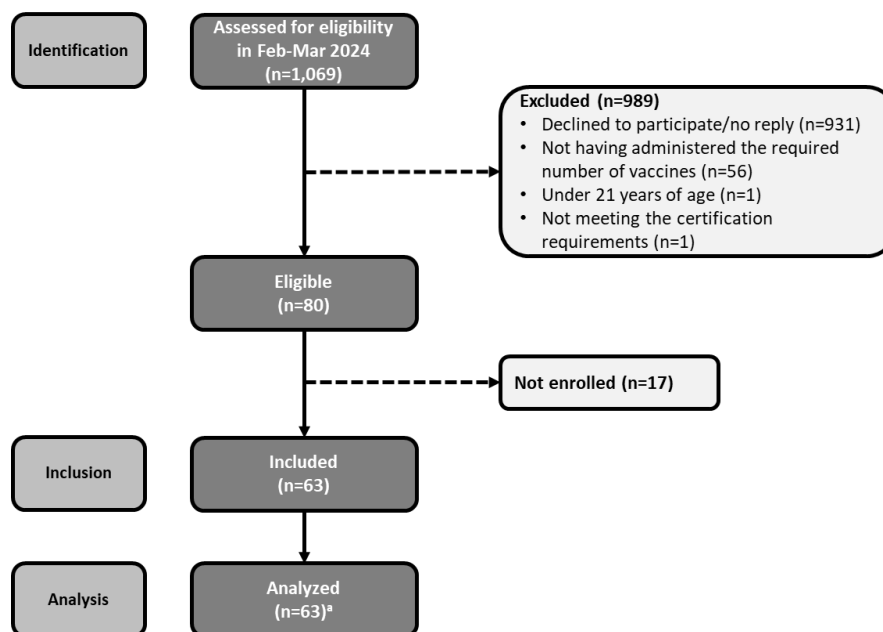
## 218 Results

### 219 Participant recruitment and characteristics

220 Recruitment involved outreach to 1,069 individuals, of which 80 were deemed eligible, and a total of 63  
221 participants were enrolled and completed the study (**Figure 2**).

222 **Figure 2.** STROBE flow chart.

223



224  
225

226 Demographics of the 63 participants who completed the study (21 randomized to each of the 3 vaccine  
227 preparation sequences) are presented in **Table 1**. The mean (SD) age of participants was 41.9 years  
228 (10.7) and 31.7% were male (n=20). The majority were either pharmacists (n=38, 60.3%) or nurses  
229 (n=22, 34.9%). Participants were largely from urban practices (n=47, 74.6%), and primarily worked in a  
230 retail pharmacy setting (n=36, 57.1%). Most participants had less than 20 years of experience in their  
231 current occupation, with 39.7% (n=25) having between one and 10 years of experience, and 33.3%  
232 (n=21) having between 11 and 20 years of experience. Over half had more than 10 years of experience  
233 administering vaccines (n=32, 50.8%). Almost all indicated general training on vaccine preparation  
234 (n=61, 96.8%) and specific training for VRR preparations (n=60, 95.2%), while specific training for PFS  
235 preparations was less common (n=53, 84.1%).

236 **Table 1.** Participant demographics, overall and by randomization sequence

	<b>Overall N=63</b>	<b>Sequence ABC N=21</b>	<b>Sequence BCA N=21</b>	<b>Sequence CAB N=21</b>
<b>Age (years), mean (SD)</b>	41.9 (10.7)	41.5 (11.0)	44.2 (10.8)	39.9 (10.5)
<b>Male, n (%)</b>	20 (31.7)	7 (33.3)	6 (28.6)	7 (33.3)
<b>Occupation, n (%)</b>				
Pharmacist	38 (60.3)	14 (66.7)	13 (61.9)	11 (52.4)
Nurse	22 (34.9)	6 (28.6)	8 (38.1)	8 (38.1)
Pharmacy technician	3 (4.8)	1 (4.8)	0 (0.0)	2 (9.5)
<b>Practice, n (%)<sup>1</sup></b>				
Urban	47 (74.6)	14 (66.7)	16 (76.2)	17 (81.0)
Suburban	21 (33.3)	6 (28.6)	8 (38.1)	7 (33.3)
Rural	5 (7.9)	2 (9.5)	0 (0.0)	3 (14.3)
<b>Practice setting, n (%)<sup>1</sup></b>				
Retail pharmacy	36 (57.1)	14 (66.7)	12 (57.1)	10 (47.6)
Hospital	27 (42.9)	4 (19.0)	12 (57.1)	11 (52.4)
Academic institution	8 (12.7)	3 (14.3)	2 (9.5)	3 (14.3)
Clinical pharmacy	5 (7.9)	0 (0.0)	2 (9.5)	3 (14.3)
Other	11 (17.5)	4 (19.0)	1 (4.8)	6 (28.6)
<b>Years experience, n (%)</b>				
1-10 years	25 (39.7)	9 (42.9)	6 (28.6)	10 (47.6)
11-20 years	21 (33.3)	7 (33.3)	8 (38.1)	6 (28.6)
21-30 years	9 (14.3)	2 (9.5)	4 (19.0)	3 (14.3)
31-40 years	4 (6.3)	1 (4.8)	2 (9.5)	1 (4.8)
>40 years	4 (6.3)	2 (9.5)	1 (4.8)	1 (4.8)
<b>Average number of vaccines administered in a typical month, n (%)</b>				
1-10 vaccines	25 (39.7)	7 (33.3)	11 (52.4)	7 (33.3)
11-20 vaccines	8 (12.7)	4 (19.0)	0 (0.0)	4 (19.0)
21-30 vaccines	13 (20.6)	4 (19.0)	4 (19.0)	5 (23.8)
31-40 vaccines	5 (7.9)	0 (0.0)	2 (9.5)	3 (14.3)
>40 vaccines	12 (19.0)	6 (28.6)	4 (19.0)	2 (9.5)
<b>Years administering vaccines, n (%)</b>				
1.5-3 years	8 (12.7)	2 (9.5)	2 (9.5)	4 (19.0)
>3-5 years	10 (15.9)	4 (19.0)	2 (9.5)	4 (19.0)
>5-10 years	13 (20.6)	4 (19.0)	4 (19.0)	5 (23.8)
>10 years	32 (50.8)	11 (52.4)	13 (61.9)	8 (38.1)
<b>Training<sup>1</sup>, n (%)</b>				
Vaccine preparation	61 (96.8)	19 (90.5)	21 (100.0)	21 (100.0)
VRR preparation	60 (95.2)	18 (85.7)	21 (100.0)	21 (100.0)
PFS preparation	53 (84.1)	16 (76.2)	17 (81.0)	20 (95.2)
<b>Experience<sup>1</sup>, n (%)</b>				
Administering VRR	60 (95.2)	19 (90.5)	20 (95.2)	21 (100.0)

	Overall N=63	Sequence ABC N=21	Sequence BCA N=21	Sequence CAB N=21
Administering PFS	58 (92.1)	19 (90.5)	18 (85.7)	21 (100.0)

237 Abbreviations: A, PFS; B, VRR1; C, VRR2; PFS, prefilled syringe; SD, standard deviation; VRR, vaccine requiring reconstitution.  
238 <sup>1</sup> The sum of the percentages of individual categories may exceed 100% because multiple selection was allowed for this question.  
239

#### 240 *Vaccine preparation time*

241 Complete vaccine preparation time were available for all participants for PFS and VRR1, and for 62  
242 participants for VRR2, due to the malfunctioning of the vaccine kit vial adapter for one participant who  
243 was unable to complete the preparation (**Table 2**). Correlation of preparation time between observers  
244 was high (Pearson's  $r=0.99$ ,  $n=15$ ). The observed mean time (SD) for vaccine preparation was 43.5  
245 seconds (23.8) for PFS, 185.3 seconds (57.1) for VRR1, 147.2 seconds (56.9) for VRR2, and 166.4 seconds  
246 (59.9) for the pooled VRR cohort (pVRR).

247 Adjusting for randomization sequence, vaccine type, site, and individual subject, least square (LS) mean  
248 preparation times did not differ from observed means. The LS mean preparation time for PFS was 141.8  
249 seconds (95% CI: 156.8, 126.7;  $p<0.0001$ ) faster than for VRR1 and 103.6 seconds (118.7, 88.5;  
250  $p<0.0001$ ) faster than for VRR2 (**Table 2**).

251 When the two VRRs were pooled together, the mean (95% CI) preparation time was 166.2 seconds  
252 (155.9, 176.5). The LS mean preparation time for PFS was 122.7 seconds (95% CI: 134.2, 111.2;  
253  $p<0.0001$ ) faster than the preparation time for pVRR.

254 Irrespective of a participant's prior experience, experience administering vaccines, or occupation, the  
255 mean preparation time for PFS was consistently and significantly lower than each individual VRR or  
256 pVRR cohort (**Tables S1-S4**).

#### 257 *Vaccine preparation errors*

258 Vaccine preparation errors were assessed by reviewing the video recordings of each preparation.  
259 Agreement on errors between the two observers was 90.5% ( $n=15$ ). The mean total number of errors  
260 (SD) for PFS was 3.5 (1.1), VRR1 was 4.0 (1.5), VRR2 was 3.8 (1.5) and for combined VRRs, 3.9 (1.5).  
261 However, the sample size was not large enough to detect differences in errors rates and differences  
262 were not statistically significant (**Table 3**). For all three vaccines, QC errors were the most frequently

263 made error type, while only one participant made an asepsis fault error throughout the experiment (for  
264 VRR1).

265

266

267 **Table 2.** Vaccine preparation time, by vaccine and for pooled VRRs, with comparison

	PFS	VRR1	PFS vs. VRR1 <sup>1,2</sup>	VRR2 <sup>3</sup>	PFS vs. VRR2 <sup>1,2</sup>	pVRRs <sup>3</sup>	PFS vs. pVRRs <sup>1</sup>
<b>Time for vaccine preparation (seconds)</b>							
N	63	63		62		125	
Observed mean (SD)	43.5 (23.8)	185.3 (57.1)		147.2 (56.9)		166.4 (59.9)	
Median (Q1, Q3)	38 (29, 53)	177 (155, 210)		137 (114, 160)		157 (128, 197)	
Min, Max	15, 132	93, 405		64, 343		64, 405	
Missing	0	0		1		1	
<b>Comparison of vaccine preparation time<sup>4</sup></b>							
N	63	63		62		125	
LS Mean (95% CI)	43.5 (31.3, 55.7)	185.3 (173.1, 197.5)		147.1 (134.9, 159.4)		166.2 (155.9, 176.5)	
LS Mean Difference (95% CI)			-141.8 (-156.8, -126.7)		-103.6 (-118.7, -88.5)		-122.7 (-134.2, -111.2)
P-value			p<.0001		p<.0001		p<.0001

268 Abbreviations: CI: confidence interval; LS: least squares Q1, first quartile; Q3, third quartile; SD, standard deviation; VRRs, vaccines that requires reconstitution

269 <sup>1</sup> Reference

270 <sup>2</sup> P-value and confidence intervals based on Dunnett multiple comparison adjustment

271 <sup>3</sup> One participant was unable to participate due to the malfunctioning of a vaccine kit vial adapter

272 <sup>4</sup> Estimates are derived from the LMM, with sequence and vaccine type as fixed effects, and site and subject as random effects

**Table 3.** Vaccine preparation errors, by vaccine and for pooled VRRs

Errors	PFS N=63	VRR1 N=63	VRR2 N=63	pVRRs N=126
<b>Total errors, mean (SD)</b>	<b>3.5 (1.1)</b>	<b>4.0 (1.5)</b>	<b>3.8 (1.5)</b>	<b>3.9 (1.5)</b>
<b>Total quality control errors, mean (SD)</b>	<b>1.6 (0.9)</b>	<b>2.3 (0.7)</b>	<b>1.8 (0.6)</b>	<b>2.0 (0.5)</b>
Missed checking expiration date of vaccine kit/vials	29 (46.0)	26 (41.3)	51 (81.0)	77 (61.1)
Missed checking expiration date of syringe	-	59 (93.7)	-	59 (46.8)
Missed checking expiration date of needle	57 (90.5)	59 (93.7)	60 (95.2)	119 (94.4)
Missed visual inspection	15 (23.8)	0 (0)	2 (3.2)	2 (1.6)
<b>Total handling errors, mean (SD)</b>	<b>0.9 (0.7)</b>	<b>1.1 (0.9)</b>	<b>1.0 (0.8)</b>	<b>1.0 (0.7)</b>
Drop any part of vaccine	31 (49.2)	26 (41.3)	30 (47.6)	56 (44.4)
Lack of gloves	-	10 (15.9)	-	10 (7.9)
Selected needle of inappropriate size for intramuscular injection	0 (0)	13 (20.6)	11 (17.5)	24 (19.0)
Selected syringe of inappropriate size for aspirating vial contents	23 (36.5)	20 (31.7)	19 (30.2)	39 (31.0)
<b>Total asepsis fault, mean (SD)</b>	<b>0.0 (0.0)</b>	<b>0.0 (0.1)</b>	<b>0.0 (0.0)</b>	<b>0.0 (0.1)</b>
Finger(s) touched vial rubber cap after removal of protective plastic cap	0 (0)	0 (0)	0 (0)	0 (0)
Finger(s) touched top of syringe after removal of protective plastic cap	0 (0)	0 (0)	0 (0)	0 (0.0)
Finger(s) touched sterile part of needle	0 (0)	1 (1.6)	0 (0)	1 (0.8)
Needle stick	0 (0)	0 (0)	0 (0)	0 (0.0)
<b>Total user technique errors, mean (SD)</b>	<b>1.0 (0.4)</b>	<b>0.6 (0.7)</b>	<b>1.0 (1.1)</b>	<b>0.8 (0.8)</b>
Mixing error (vigorous shaking, not swirling, shaking PFS)	1 (1.6)	12 (19.0)	9 (14.3)	21 (16.7)
Dilution occurred	1 (1.6)	-	-	-
Tip cap removal when PFS not upright/removed abruptly/pulled while twisting	59 (93.7)	-	-	-
Purge of syringe at any stage	0 (0)	-	0 (0)	0 (0.0)
Lack of cleansing of vial rubber stopper	-	1 (1.6)	1 (1.6)	2 (1.6)
Vial content (adjuvant/reconstituted vaccine) not fully aspirated into syringe	-	1 (1.6)	-	1 (0.8)
Missed reconstitution of vaccine	-	0 (0)	1 (1.6)	1 (0.8)
Reconstitution of vaccine using more than one needle (unless damaged/contaminated)	-	14 (22.2)	5 (7.9)	19 (15.1)
Spillage or leakage at any stage	1 (1.6)	7 (11.1)	2 (3.2)	9 (7.1)
Attachment of vial adapter at wrong angle	-	-	20 (31.7)	20 (15.9)
Syringe held at any part but the Luer lock adapter at any stage	-	-	17 (27.0)	17 (13.5)
Removal of syringe from vial before complete withdrawal after reconstitution	-	-	4 (6.3)	4 (3.2)
Vial not completely inverted during withdrawal	-	-	3 (4.8)	3 (2.4)
Plunger rod pulled out of syringe during withdrawal	-	-	0 (0)	0 (0.0)
<b>Other</b>	<b>1 (1.6)</b>	<b>3 (4.8)</b>	<b>4 (6.3)</b>	<b>7 (5.6)</b>
<b>Missing</b>	<b>1 (1.6)</b>	<b>3 (4.8)</b>	<b>4 (6.3)</b>	<b>7 (5.6)</b>

Note: Based on Poisson GLMM comparing preparation errors, with sequence and vaccine type as fixed effects, and site and subject as random effects, incidence rate ratio (95% CI; p-value): PFS vs VRR1 [0.87 (0.72, 1.04; p=0.1197)]; PFS vs VRR2 [0.92 (0.76, 1.10; p=0.3559)]; PFS vs pVRRs [0.89 (0.76, 1.05; p= 0.1571)]



276 *Vaccine satisfaction and preference*

277 Participants frequently indicated that they were ‘Very Satisfied’ or ‘Extremely Satisfied’ with the PFS  
278 vaccine in terms of the ease-of preparation (n=12 and 43, respectively; 87.3% total) and preparation  
279 time (n=7 and 49, respectively; 88.9% total) (**Figure 3** and **Table S5**). Satisfaction scores for VRR1 and  
280 VRR2 were more widely distributed, and the most selected satisfaction score for both vaccines was  
281 ‘Satisfied’ for each satisfaction measure. Overall, only 1.6% (n=1) of participants indicated any degree of  
282 dissatisfaction (combined ‘Dissatisfied,’ ‘Very Dissatisfied,’ and ‘Extremely Dissatisfied’) for PFS, while  
283 20.6% and 17.5% said the same for VRR1 (n=13) and VRR2 (n=11), respectively. The overall satisfaction  
284 (combined ‘Very Satisfied’ and ‘Extremely Satisfied’) was 87.3% (n=55) for PFS, 28.6% (n=18) for VRR1,  
285 and 47.6% (n=30) for VRR2 (**Figure 3** and **Table S5**).

286 Compared to VRR1 and VRR2, PFS had 19.93 (95% CI: 8.32, 47.72; p<0.0001) and 10.87 (95% CI: 4.72,  
287 25.06; p<0.0001) times higher odds, respectively, of receiving a higher overall satisfaction score.  
288 Similarly, compared to VRRs combined, PFS had 14.72 (95% CI: 6.68, 32.41; p<0.0001) times greater  
289 odds of receiving a higher overall satisfaction score. This trend was consistent across ‘ease of use’ and  
290 ‘preparation time’ satisfaction measures (**Table 4**).

291 After all vaccine preparations were complete, participants selected their preferred vaccine. The majority  
292 of participants (81.0%) reported a preference for the ready-to-use prefilled syringe vaccine, PFS (**Figure**  
293 **4** and **Table S6**).

294

295

296

297

298

299

300

301 **Table 4.** Comparison of participant satisfaction with vaccine preparation procedures  
302

	Odds Ratios (95% CI)	p-value
<b>Satisfaction with Ease of Use</b>		
PFS vs. VRR1	18.41 (7.70, 43.99)	<.0001
PFS vs. VRR2	10.61 (4.61, 24.37)	<.0001
PFS vs. pVRRs	13.97 (6.37, 30.66)	<.0001
<b>Satisfaction with Preparation Time</b>		
PFS vs. VRR1	34.60 (12.85, 93.16)	<.0001
PFS vs. VRR2	20.16 (7.78, 52.20)	<.0001
PFS vs. pVRRs	26.41 (10.60, 65.82)	<.0001
<b>Overall Satisfaction</b>		
PFS vs. VRR1	19.93 (8.32, 47.72)	<.0001
PFS vs. VRR2	10.87 (4.72, 25.06)	<.0001
PFS vs. pVRRs	14.72 (6.68, 32.41)	<.0001

303  
304 Abbreviations: CI: confidence interval  
305 Estimates derived from a mixed-effects ordered logit regression models, with sequence and vaccine type as fixed effects, and site  
306 and subject as random effects  
307

308

309

310

311

312

313

314

315

316

317

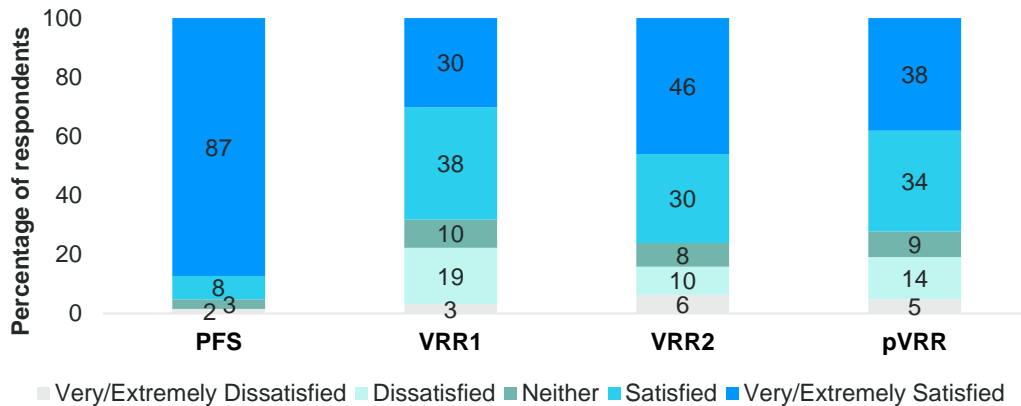
318

319

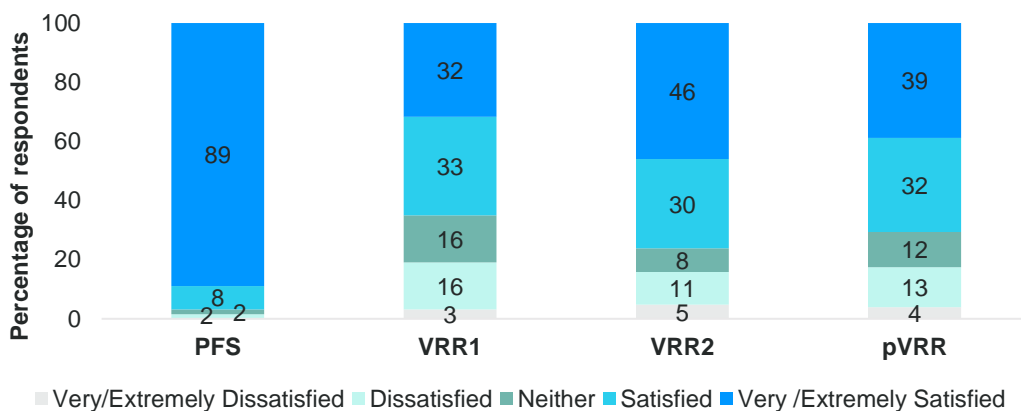
320

321

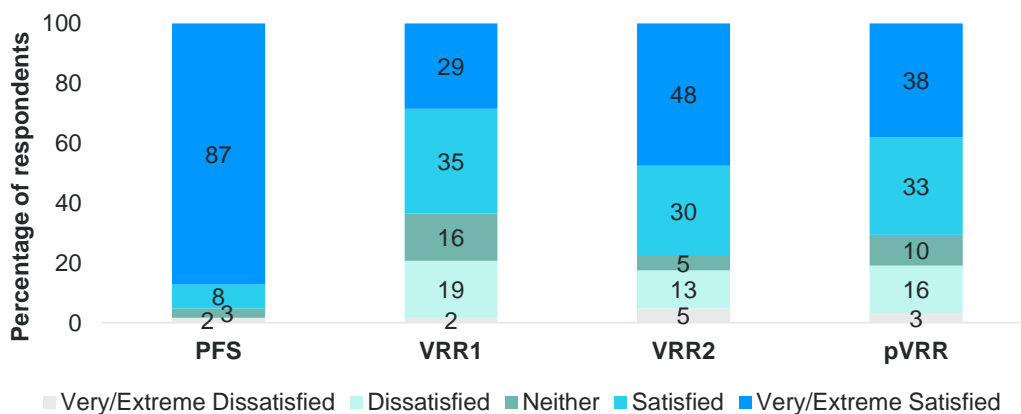
**a.**



**b.**

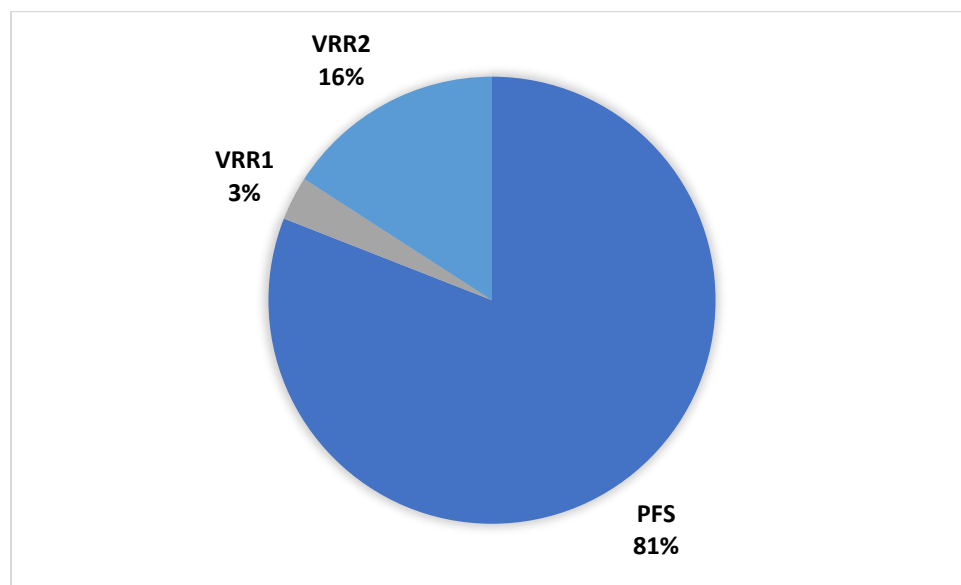


**c.**



322 **Figure 3.** Participant Satisfaction Ratings for a) Ease of preparation, b) Time of preparation, c) Overall  
323 satisfaction with vaccine preparation.

324



325  
326  
327  
328

**Figure 4.** Participant preference for vaccine preparations

## 329 Discussion

330 This is the first study to compare vaccine preparation time, errors, satisfaction, and preferences for RSV  
331 vaccines. We found that preparation time with PFS was significantly lower as compared to VRRs, both  
332 when testing each VRR separately and when combining them. Study participants were extremely  
333 satisfied and preferred a PFS over VRRs. We did not observe any significant differences in the number of  
334 errors between vaccine preparations.

### 335 *Vaccine preparation time*

336 Consistent with prior published literature [11, 13], results from the study demonstrated that the  
337 preparation time with a PFS vaccine was nearly 4 times lower as compared to vaccines that require  
338 reconstitution. The preparation time with PFS was significantly lower as compared to VRR1 and VRR2,  
339 both when testing each VRR separately and when combining them. Based on the observed vaccine  
340 preparation times, we can infer that vaccine administrators can prepare 83 PFS vaccines per hour, 20  
341 VRR1 vaccines per hour, and 24 VRR2 vaccines per hour consecutively. Considering the timing of pVRR,  
342 we can infer that vaccine administrators can prepare 22 reconstituted vaccines per hour.

343 Of note, recent updates have been made to the label for VRR2 (ABRYSVO™), which now includes two  
344 presentations; a vial of lyophilized powder and a vial of liquid diluent, and a vial of lyophilized powder  
345 and a PFS diluent [9], the latter of which was used in this study. Although both require reconstitution,  
346 use of the vial and PFS presentation may explain the slightly lower preparation times compared to VRR1.  
347 The vaccine kit for VRR1 includes two vials, and preparation steps are therefore more like those of the  
348 VRR2 vial and vial presentation.

349 The majority of the population receives their vaccines in a pharmacy setting [21, 22]. Due to the start of  
350 respiratory season and recommendations guiding the administration of RSV and influenza vaccines, are  
351 administered during the fall season every year [7] resulting in increased pressure on community  
352 pharmacies resources. A recent survey of community pharmacists in the US has demonstrated that  
353 74.9% of the pharmacists were experiencing burnout [23-26]. Further, a systematic review identified 19  
354 articles across eight countries and estimated a burnout prevalence of 51% [23]. Some of the risk factors  
355 associated with burnout were high patient and prescription volumes and increased workload. The  
356 increased demand for vaccination during the fall season might result in higher patient volume and  
357 workload leading to pharmacists' burnout and potential errors [27, 28]. Results from the study suggest

358 that an alternative RSV vaccine in a ready-to-use PFS might reduce the heavy workload that leads to  
359 pharmacist burnout.

### 360 *Vaccine preparation errors*

361 The total number of errors made during preparation did not differ significantly between vaccines.  
362 Likewise, the total number of vaccine-specific errors were similar across vaccines. The ability to detect  
363 statistical differences in error rates in our study was limited because the study was powered for the  
364 primary outcome detecting time differences and not for error rates. Further, this was a controlled  
365 experiment and error rates in a busy retail clinic may not be accurately reflected here.

366 For the PFS vaccine, user technique error related to tip cap removal was the main source of preparation  
367 errors. These errors did not result in any leaking of the vaccine and hence would not impact product  
368 quality or prevent vaccine administration. For the VRR1 and VRR2, there was a numerical trend for  
369 higher proportion of spillage or leakage. In addition, due to the requirement for reconstitution and  
370 additional associated steps, additional errors such as ‘Lack of cleansing of vials rubber stopper after  
371 removing the plastic flip off’ or ‘Vial content (adjuvant or reconstituted vaccine) not fully aspirated into  
372 syringe’ were observed. This is in line with other published studies [13, 16]. A survey-based evaluation of  
373 vaccine related errors by Lee et al. found 76.4% of physicians and 41.5% of nurses experienced errors  
374 related to reconstitution, including ‘vial contents not aspirated into syringe’ (52.0% and 14.7%,  
375 respectively), ‘inadequate shaking’ (51.6% and 19.1%, respectively), ‘spillage or leakage during  
376 reconstitution’ (42.4% and 14.7%, respectively), ‘needle twisted when inserted in vial stopper’ (29.6%  
377 and 11.8%, respectively), ‘same needle used for reconstitution and injection’ (23.2% and 10.0%,  
378 respectively), ‘forgetting to reconstitute’ (19.2% and 7.6%, respectively), ‘other’ (31.6% and 11.1%,  
379 respectively) [16].

### 380 *Satisfaction and preferences*

381 In line with previous published literature, the study results showed that study participants were satisfied  
382 and preferred a PFS over VRRs. Though understanding the drivers of this satisfaction and preference  
383 were out of the study scope, the high satisfaction on ease and speed of preparation indicate these are  
384 contributing factors to the overall preference. In support, a recent targeted literature review found PFS  
385 was most often preferred by physicians and nurses with common reasons cited that included reduced

386 immunization errors, errors typically occurring during reconstitution, followed by ease of administration  
387 [12].

### 388 *Study limitations*

389 There are several limitations to the current study design, including the inability to completely blind  
390 observers to the three vaccines given the differences between preparations, and it is possible that the  
391 observers were familiar with the different vaccines. While the strength of the cross-over design allowed  
392 for subjects to act as their own controls, the order in which the vaccines were prepared may have affect  
393 outcomes including timing, errors, satisfaction, and preference. To minimize the effects of order, we  
394 utilized a 3-sequence block design to balance the order of vaccine preparation among participants.  
395 Lastly, participants performed a single assessment for each vaccine whereas if repeated preparations  
396 were performed there may have been trained efficiencies gained.

397 The strengths of the design lie in the direct time assessment and recorded review of preparations that  
398 allowed for repeated views to determine timing and errors. In addition, independent assessments  
399 between observers were performed to ensure agreement (>80%).

### 400 **Conclusions**

401 Given the workload in pharmacy settings, implementation of an RSV program using a PFS vaccine may  
402 provide significant advantages. PFS vaccines can greatly simplify the vaccine preparation process,  
403 allowing administrators to prepare almost four times more doses per hour than with vial and syringe  
404 systems.

405

406 **Acknowledgements:** We would like to thank the following people: Anna Krivelyova (ICON Plc) for overall  
407 project support; Mohana Giruparajah and Adeola Adejumo (ICON Plc) for their operational support to  
408 the project; Jaya Paranilam (ICON Plc) for the IRB submission; Ruchika Sharma and Shravan Kumar  
409 Adepu (ICON Plc) for running the statistical analysis; Natalia Olter and Sabine Grothues (ICON Plc) for  
410 reviewing the vaccine preparation video-recordings for time and errors; Kathleen Walker for  
411 coordinating the AccellaCare sites; Katy Klein, Erin Hackett, Emma Hughes, Devon Brown, Djemila Fields,  
412 Chernessa Campbell, Sarah Utech, and Alphonso Chambers (AccellaCare) for coordinating participants  
413 and data collection at site level; Erin Butler, Jennifer Haynes, Sydney Rabinowitz, and Tammy Joseph  
414 (GLG) for recruitment of participants; all healthcare professional who participated to the study  
415 preparing the vaccines and completing the survey for their time.

416

417 **Funding:** Sponsorship for this study and Rapid Service Fee were provided by Moderna Inc.

418

419 **Author Contributions:** DM, SK, and MM were involved in study conception. Material preparation was  
420 performed by SF, DC, MM, and SK. All authors were involved in the study design. Data analysis was  
421 performed by MH and AP. The manuscript was drafted by SF, DC, and SK. All authors commented on  
422 drafts of the manuscript and read and approved the final manuscript.

423

424 **Conflicts of Interest:** DM, NVdV, BH are employed by Moderna, Inc. SK, SF, DC, MH, AP, MM are  
425 employed by ICON Plc and have worked with Moderna Inc., GlaxoSmithKline Pharmaceuticals, and Pfizer  
426 Inc.

427

428 **Ethics/Ethical Approval:** This study received Institutional Review Board (IRB) approval from Advarra  
429 Central IRB (MOD01999449).

430

431 **Data Availability:** All data generated during and/or analyzed during the current study are available from  
432 the corresponding author on reasonable request.



## 433 References

- 434 1. McLaughlin JM, Khan F, Begier E, Swerdlow DL, Jodar L, Falsey AR. Rates of Medically Attended  
435 RSV Among US Adults: A Systematic Review and Meta-analysis. *Open Forum Infect Dis*.  
436 2022;9(7):ofac300.
- 437 2. World Health Organization. Respiratory Syncytial Virus (RSV) disease 2024 [Available from:  
438 [https://www.who.int/teams/health-product-policy-and-standards/standards-and-](https://www.who.int/teams/health-product-policy-and-standards/standards-and-specifications/vaccine-standardization/respiratory-syncytial-virus-disease)  
439 [specifications/vaccine-standardization/respiratory-syncytial-virus-disease](https://www.who.int/teams/health-product-policy-and-standards/standards-and-specifications/vaccine-standardization/respiratory-syncytial-virus-disease).
- 440 3. Surie D, Yuengling KA, DeCuir J, Zhu Y, Gaglani M, Ginde AA, et al. Disease Severity of  
441 Respiratory Syncytial Virus Compared with COVID-19 and Influenza Among Hospitalized Adults Aged  
442  $\geq 60$  Years - IVY Network, 20 U.S. States, February 2022-May 2023. *MMWR Morb Mortal Wkly Rep*.  
443 2023;72(40):1083-8.
- 444 4. Branche AR, Saiman L, Walsh EE, Falsey AR, Jia H, Barrett A, et al. Change in functional status  
445 associated with respiratory syncytial virus infection in hospitalized older adults. *Influenza Other Respir*  
446 *Viruses*. 2022;16(6):1151-60.
- 447 5. Goldman CR, Sieling WD, Alba LR, Silverio Francisco RA, Vargas CY, Barrett AE, et al. Severe  
448 Clinical Outcomes Among Adults Hospitalized With Respiratory Syncytial Virus Infections, New York City,  
449 2017-2019. *Public Health Rep*. 2022;137(5):929-35.
- 450 6. Carrico J, Hicks KA, Wilson E, Panozzo CA, Ghaswalla P. The Annual Economic Burden of  
451 Respiratory Syncytial Virus in Adults in the United States. *J Infect Dis*. 2023.
- 452 7. Centers for Disease Control and Prevention. Respiratory Syncytial Virus (RSV) Vaccine VIS:  
453 Centers for Disease Control and Prevention; 2023 [updated October 19, 2023. Available from:  
454 [https://www.cdc.gov/vaccines/hcp/vis/vis-](https://www.cdc.gov/vaccines/hcp/vis/vis-statements/rsv.html#:~:text=CDC%20recommends%20a%20single%20dose,most%20of%20the%20United%20States)  
455 [statements/rsv.html#:~:text=CDC%20recommends%20a%20single%20dose,most%20of%20the%20United%20States](https://www.cdc.gov/vaccines/hcp/vis/vis-statements/rsv.html#:~:text=CDC%20recommends%20a%20single%20dose,most%20of%20the%20United%20States).
- 456 8. AREXVY [package insert]. Durham, NC: GlaxoSmithKline; 2023.
- 457 9. ABRYVVO™ [package insert]. New York, NY: Pfizer Inc.; 2023.
- 458 10. SPIKEVAX [package insert]. Cambridge, MA: ModernaTX, Inc. ; 2022.
- 459 11. Cuesta Esteve I, Fernandez Fernandez P, Lopez Palacios S, Menor Rodriguez MJ, Parra Vino H,  
460 Reyero Ortega B, et al. Health care professionals' preference for a fully liquid, ready-to-use hexavalent  
461 vaccine in Spain. *Prev Med Rep*. 2021;22:101376.
- 462 12. Mehta D K-CS, Krivelyova A, Yu WW, Lai KZH, de Velde NV. Vaccine Time, Cost and Preference  
463 Comparison Between Pre-Filled Syringe Formulations and Vaccines That Require Reconstitution: A  
464 Targeted Literature Review. *ISPOR EU; November 12-15, 2023; Copenhagen, Denmark2023*.
- 465 13. De Coster I, Fournie X, Faure C, Ziani E, Nicolas L, Soubeyrand B, et al. Assessment of preparation  
466 time with fully-liquid versus non-fully liquid paediatric hexavalent vaccines. A time and motion study.  
467 *Vaccine*. 2015;33(32):3976-82.
- 468 14. Aljunid SM, Al Bashir L, Ismail AB, Aizuddin AN, Rashid SZA, Nur AM. Economic impact of  
469 switching from partially combined vaccine "Pentaxim® and hepatitis B" to fully combined vaccine  
470 "Hexaxim®" in the Malaysian National Immunization Program. *BMC health services research*. 2022;22:1-  
471 12.
- 472 15. Icardi G, Orsi A, Vitali Rosati G, Tognetto A, Checcucci Lisi G, Parisi S. Preferences of healthcare  
473 professionals regarding hexavalent pediatric vaccines in Italy: a survey of attitudes and expectations. *J*  
474 *Prev Med Hyg*. 2020;61(3):E424-E44.
- 475 16. Lee YH, Harris RC, Oh HW, Oh Y, Vargas-Zambrano JC, Choe YJ. Vaccine-Related Errors in  
476 Reconstitution in South Korea: A National Physicians' and Nurses' Survey. *Vaccines (Basel)*. 2021;9(2).
- 477 17. Lloyd AJ, Nafees B, Ziani E, Nicolas L, Fordham BA, Soubeyrand B, et al. What are the  
478 preferences of health care professionals in Germany regarding fully liquid, ready-to-use hexavalent  
479

- 480 pediatric vaccine versus hexavalent pediatric vaccine that needs reconstitution? Patient Prefer  
481 Adherence. 2015;9:1517-24.
- 482 18. Finkler SA, Knickman JR, Hendrickson G, Lipkin M, Jr., Thompson WG. A comparison of work-  
483 sampling and time-and-motion techniques for studies in health services research. Health Serv Res.  
484 1993;28(5):577-97.
- 485 19. Cohen JE. Statistical Power Analysis for the Behavioral Sciences. Hillsdale, NJ: Lawrence Erlbaum  
486 Associates, Inc.; 1988.
- 487 20. Lehmann EL. Nonparametrics : Statistical Methods Based on Ranks, Revised 1998.
- 488 21. IQVIA Institute. Trends in Vaccine Administration in the United States: IQVIA Inc.; 2023 [updated  
489 13 January 2023. Available from: [https://www.iqvia.com/insights/the-iqvia-institute/reports-and-](https://www.iqvia.com/insights/the-iqvia-institute/reports-and-publications/reports/trends-in-vaccine-administration-in-the-united-states)  
490 [publications/reports/trends-in-vaccine-administration-in-the-united-states](https://www.iqvia.com/insights/the-iqvia-institute/reports-and-publications/reports/trends-in-vaccine-administration-in-the-united-states).
- 491 22. IQVIA Institute. Trends in Global Adult Vaccination: Impact of COVID-19: IQVIA, Inc.; 2023  
492 [updated 18 July 2023. Available from: [https://www.iqvia.com/insights/the-iqvia-institute/reports-and-](https://www.iqvia.com/insights/the-iqvia-institute/reports-and-publications/reports/trends-in-global-adult-vaccination)  
493 [publications/reports/trends-in-global-adult-vaccination](https://www.iqvia.com/insights/the-iqvia-institute/reports-and-publications/reports/trends-in-global-adult-vaccination).
- 494 23. Patel SK, Kelm MJ, Bush PW, Lee HJ, Ball AM. Prevalence and risk factors of burnout in  
495 community pharmacists. J Am Pharm Assoc (2003). 2021;61(2):145-50.
- 496 24. Centers for Disease Control and Prevention. RSV Vaccination Coverage, Adults 65 Years and  
497 Older, United States: Centers for Disease Control and Prevention; 2024 [updated 5 March 2024.  
498 Available from: [https://www.cdc.gov/vaccines/imz-managers/coverage/rsvvaxview/adults-65yrs-older-](https://www.cdc.gov/vaccines/imz-managers/coverage/rsvvaxview/adults-65yrs-older-coverage.html)  
499 [coverage.html](https://www.cdc.gov/vaccines/imz-managers/coverage/rsvvaxview/adults-65yrs-older-coverage.html).
- 500 25. Centers for Disease Control and Prevention. Seasonal Flu Vaccines: Centers for Disease Control  
501 and Prevention; 2024 [updated 12 March 2024. Available from:  
502 <https://www.cdc.gov/flu/prevent/flushot.htm>.
- 503 26. Centers for Disease Control and Prevention. Influenza Vaccinations Administered in Pharmacies  
504 and Physician Medical Offices, Adults, United States: Centers for Disease Control and Prevention; 2024  
505 [Available from: <https://www.cdc.gov/flu/fluvaxview/dashboard/vaccination-administered.html>.
- 506 27. Golbach AP, McCullough KB, Soefje SA, Mara KC, Shanafelt TD, Merten JA. Evaluation of Burnout  
507 in a National Sample of Hematology-Oncology Pharmacists. JCO Oncol Pract. 2022;18(8):e1278-e88.
- 508 28. Skrupky LP, West CP, Shanafelt T, Satele DV, Dyrbye LN. Ability of the Well-Being Index to  
509 identify pharmacists in distress. J Am Pharm Assoc (2003). 2020;60(6):906-14 e2.
- 510
- 511



**Supplementary material and tables**

**Manuscript title:** Vaccine preparation time, errors, satisfaction, and preference of prefilled syringes versus RSV vaccines requiring reconstitution: randomized, time and motion study.

**Authors:** Darshan Mehta, Samantha Kimball-Carroll, Dayna R. Clark, Serena Fossati, Matthias Hunger, Ankit Pahwa, Mia Malmenas, Brian Hille, Nicolas Van de Velde

1 **Title**

2 **Vaccine preparation time, errors, satisfaction, and preference of prefilled syringes versus RSV vaccines**  
3 **requiring reconstitution: randomized, time and motion study**

4 **Authors**

5 Darshan Mehta<sup>1</sup>, Samantha Kimball-Carroll<sup>2</sup>, Dayna R. Clark<sup>2</sup>, Serena Fossati<sup>2</sup>, Matthias Hunger<sup>2</sup>, Ankit  
6 Pahwa<sup>2</sup>, Mia Malmenas<sup>2</sup>, Brian Hille<sup>1</sup>, Nicolas Van de Velde<sup>1</sup>

7

8 **Author Affiliations:**

9 <sup>1</sup>Moderna, Inc., Cambridge, MA, USA

10 <sup>2</sup> ICON Clinical Research, Dublin 18, Ireland

11

12 **Correspondence:**

13 Darshan Mehta

14 Email: [Darshan.Mehta@modernatx.com](mailto:Darshan.Mehta@modernatx.com)

15

**Supplementary material and tables**

**Manuscript title:** Vaccine preparation time, errors, satisfaction, and preference of prefilled syringes versus RSV vaccines requiring reconstitution: randomized, time and motion study.

**Authors:** Darshan Mehta, Samantha Kimball-Carroll, Dayna R. Clark, Serena Fossati, Matthias Hunger, Ankit Pahwa, Mia Malmenas, Brian Hille, Nicolas Van de Velde

16 **Table of Contents**

17 Supplementary Material 1: Preference and Satisfaction Survey ..... 3

18 Supplementary Material 2: Errors List ..... 8

19 Supplementary Material 3: Errors included in ‘other’ ..... 9

20 Supplementary Tables ..... 11

21 Table S1 Comparison of vaccine preparation time - supplementary model 1 (adjusting for experience

22 in occupation) ..... 11

23 Table S2 Comparison of vaccine preparation time - supplementary model 2 (adjusting for experience

24 administering vaccines) ..... 12

25 Table S3 Comparison of vaccine preparation time - supplementary model 3 (adjusting for occupation)

26 ..... 13

27 Table S4 Comparison of vaccine preparation time - post-hoc analyses of mRNA-1273 vs. VRRs..... 14

28 Table S5 Participant satisfaction, by vaccine and for pooled VRRs..... 15

29 Table S6 Participant preference of vaccine ..... 16

30

31

Supplementary material and tables

**Manuscript title:** Vaccine preparation time, errors, satisfaction, and preference of prefilled syringes versus RSV vaccines requiring reconstitution: randomized, time and motion study.

**Authors:** Darshan Mehta, Samantha Kimball-Carroll, Dayna R. Clark, Serena Fossati, Matthias Hunger, Ankit Pahwa, Mia Malmenas, Brian Hille, Nicolas Van de Velde

## 32 **Supplementary Material 1: Preference and Satisfaction Survey**

- 33 1. What is your gender? (Male/Female/Non-binary/Other)
- 34 2. What is your age range? \_\_\_\_ years
- 35 3. What is your occupation? (Pharmacist/Nurse/Pharmacy technician/Other (*open field*))
- 36 4. How would you describe the area in which you practice? Check all that apply.
- 37 (Urban/Rural/Suburban)
- 38 5. How would you describe the setting in which you practice? Check all that apply.
- 39 (Hospital/Clinical pharmacy/Academic institution/Retail pharmacy/Other (*open field*))
- 40 6. How many years' experiences you have as a practicing pharmacist/certified
- 41 nurse/pharmacy technician? (1-10 years; 11-20 years; 21-30 years; 31-40 years; >40
- 42 years)
- 43 7. How many years have you been administering vaccines? (1.5-3 years; >3-5 years; >5-10
- 44 years; >10 years)
- 45 8. What is the average number of vaccines you administer in a typical month? (1-10/11-
- 46 20/21-30/31-40/40+ vaccines/month)
- 47 9. Have you received training on vaccine preparation in general? (Yes/No)
- 48 10. Have you received training on vaccine preparation specific for vaccine in a ready-to-use
- 49 prefilled syringe? (Yes/No)
- 50 11. Have you ever prepared a vaccine in a ready-to-use prefilled syringe before? (Yes/No)
- 51 12. Have you received training on vaccine preparation specific for vaccines that require
- 52 reconstitution? (Yes/No)
- 53 13. Have you ever prepared a vaccine that requires reconstitution before? (Yes/No)
- 54 **Stop! Please answer the next section after completing the preparation of the first vaccine.**
  
- 55 14. Which vaccine did you just prepare? (A/B/C)
- 56 15. How satisfied or dissatisfied are you with the vaccine ease-of-preparation?
- 57  Extremely Dissatisfied
- 58  Very Dissatisfied
- 59  Dissatisfied
- 60  Neither satisfied nor dissatisfied
- 61  Satisfied
- 62  Very Satisfied
- 63  Extremely Satisfied
  
- 64 16. How satisfied or dissatisfied are you with the time it took to prepare the vaccine?
- 65  Extremely Dissatisfied
- 66  Very Dissatisfied
- 67  Dissatisfied
- 68  Neither satisfied nor dissatisfied
- 69  Satisfied
- 70  Very Satisfied
- 71  Extremely Satisfied

Supplementary material and tables

**Manuscript title:** Vaccine preparation time, errors, satisfaction, and preference of prefilled syringes versus RSV vaccines requiring reconstitution: randomized, time and motion study.

**Authors:** Darshan Mehta, Samantha Kimball-Carroll, Dayna R. Clark, Serena Fossati, Matthias Hunger, Ankit Pahwa, Mia Malmenas, Brian Hille, Nicolas Van de Velde

72 17. Taking all things into account, how satisfied or dissatisfied are you overall with the  
73 vaccine preparation procedure?

- 74  Extremely Dissatisfied  
75  Very Dissatisfied  
76  Dissatisfied  
77  Neither satisfied nor dissatisfied  
78  Satisfied  
79  Very Satisfied  
80  Extremely Satisfied

81 18. Would you feel comfortable administering this preparation to a patient?

- 82  Yes  
83  No

84  
85 If the answer to 18 is No, the follow question appears:

- 86  
87 Please indicate the reason:  
88  Particulate matter inside the syringe  
89  Appearance issue (of the content itself or of the syringe or tip cap being discolored)  
90  Broken/cracked syringe  
91  Label issue (missing information, illegible, missing label upon opening of the  
92 salespack)  
93  Hard to remove the tip cap  
94  Plunger rod issues (falling off, not present)  
95  Issues with the volume inside the syringe (too high, too low, empty)  
96  Leaking  
97  Other, please specify: [free text]  
98

99 ***Stop! Please answer the next section after completing the preparation of the second***  
100 ***vaccine.***  
101

102 19. Which vaccine did you just prepare? (A/B/C)

103 20. How satisfied or dissatisfied are you with the vaccine ease-of-preparation?

- 104  Extremely Dissatisfied  
105  Very Dissatisfied  
106  Dissatisfied  
107  Neither satisfied nor dissatisfied  
108  Satisfied  
109  Very Satisfied  
110  Extremely Satisfied

111 21. How satisfied or dissatisfied are you with the time it took to prepare the vaccine?

Supplementary material and tables

**Manuscript title:** Vaccine preparation time, errors, satisfaction, and preference of prefilled syringes versus RSV vaccines requiring reconstitution: randomized, time and motion study.

**Authors:** Darshan Mehta, Samantha Kimball-Carroll, Dayna R. Clark, Serena Fossati, Matthias Hunger, Ankit Pahwa, Mia Malmenas, Brian Hille, Nicolas Van de Velde

- 112  Extremely Dissatisfied
- 113  Very Dissatisfied
- 114  Dissatisfied
- 115  Neither satisfied nor dissatisfied
- 116  Satisfied
- 117  Very Satisfied
- 118  Extremely Satisfied

119 22. Taking all things into account, how satisfied or dissatisfied are you overall with the  
120 vaccine preparation procedure?

- 121  Extremely Dissatisfied
- 122  Very Dissatisfied
- 123  Dissatisfied
- 124  Neither satisfied nor dissatisfied
- 125  Satisfied
- 126  Very Satisfied
- 127  Extremely Satisfied

128 23. Would you feel comfortable administering this preparation to a patient?

- 129  Yes
- 130  No

131  
132 If the answer to 23 is No, the follow question appears:

133  
134 Please indicate the reason:

- 135  Particulate matter inside the syringe
- 136  Appearance issue (of the content itself or of the syringe or tip cap being discolored)
- 137  Broken/cracked syringe
- 138  Label issue (missing information, illegible, missing label upon opening of the
- 139 salespack)
- 140  Hard to remove the tip cap
- 141  Plunger rod issues (falling off, not present)
- 142  Issues with the volume inside the syringe (too high, too low, empty)
- 143  Leaking
- 144  Other, please specify: [free text]

145  
146 ***Stop! Please answer the remainder of the survey after completing the preparation of the***  
147 ***final vaccine.***

148 24. Which vaccine did you just prepare? (A/B/C)

149 25. How satisfied or dissatisfied are you with the vaccine ease-of-preparation?

- 150  Extremely Dissatisfied
- 151  Very Dissatisfied



Supplementary material and tables

**Manuscript title:** Vaccine preparation time, errors, satisfaction, and preference of prefilled syringes versus RSV vaccines requiring reconstitution: randomized, time and motion study.

**Authors:** Darshan Mehta, Samantha Kimball-Carroll, Dayna R. Clark, Serena Fossati, Matthias Hunger, Ankit Pahwa, Mia Malmenas, Brian Hille, Nicolas Van de Velde

- 152  Dissatisfied
- 153  Neither satisfied nor dissatisfied
- 154  Satisfied
- 155  Very Satisfied
- 156  Extremely Satisfied

157 26. How satisfied or dissatisfied are you with the time it took to prepare the vaccine?

- 158  Extremely Dissatisfied
- 159  Very Dissatisfied
- 160  Dissatisfied
- 161  Neither satisfied nor dissatisfied
- 162  Satisfied
- 163  Very Satisfied
- 164  Extremely Satisfied

165 27. Taking all things into account, how satisfied or dissatisfied are you overall with the  
166 vaccine preparation procedure?

- 167  Extremely Dissatisfied
- 168  Very Dissatisfied
- 169  Dissatisfied
- 170  Neither satisfied nor dissatisfied
- 171  Satisfied
- 172  Very Satisfied
- 173  Extremely Satisfied

174 28. Would you feel comfortable administering this preparation to a patient?

- 175  Yes
- 176  No

177

178 If the answer to 28 is No, the follow question appears:

179

180 Please indicate the reason:

- 181  Particulate matter inside the syringe
- 182  Appearance issue (of the content itself or of the syringe or tip cap being discolored)
- 183  Broken/cracked syringe
- 184  Label issue (missing information, illegible, missing label upon opening of the  
185 salespack)
- 186  Hard to remove the tip cap
- 187  Plunger rod issues (falling off, not present)
- 188  Issues with the volume inside the syringe (too high, too low, empty)
- 189  Leaking
- 190  Other, please specify: [free text]

191

**Supplementary material and tables**

**Manuscript title:** Vaccine preparation time, errors, satisfaction, and preference of prefilled syringes versus RSV vaccines requiring reconstitution: randomized, time and motion study.

**Authors:** Darshan Mehta, Samantha Kimball-Carroll, Dayna R. Clark, Serena Fossati, Matthias Hunger, Ankit Pahwa, Mia Malmenas, Brian Hille, Nicolas Van de Velde

- 192           29. Which one of the three vaccine preparation processes do you prefer the most?  
193           *Tick the option stating the letter of the blinded bottle*  
194           *Question 26 is the last question, and the order of the possible answers in it will be*  
195           *randomized.*  
196            Vaccine A  
197            Vaccine B  
198            Vaccine C  
199  
200

Supplementary material and tables

**Manuscript title:** Vaccine preparation time, errors, satisfaction, and preference of prefilled syringes versus RSV vaccines requiring reconstitution: randomized, time and motion study.

**Authors:** Darshan Mehta, Samantha Kimball-Carroll, Dayna R. Clark, Serena Fossati, Matthias Hunger, Ankit Pahwa, Mia Malmenas, Brian Hille, Nicolas Van de Velde

201 **Supplementary Material 2: Errors List**

<b>PFS errors</b>	<b>Categorization for analysis</b>	<b>Errors incorporated from 'other' category</b>
<b>Missed checking expiration date of PFS</b>	Missed checking expiration date of vaccine kit	-
<b>PFS shaken during preparation</b>	Mixing error	-
<b>Tip cap removal error (PFS not upright, removed abruptly, twisted while pulling)</b>	Tip cap removed when PFS not upright and/or removed abruptly and/or pulled while twisting it	-
<b>VRR1 errors</b>	<b>Categorization for analysis</b>	<b>Errors incorporated from 'other' category</b>
<b>Missed checking expiration date of vaccine kit (vials)</b>	Missed checking expiration date of vaccine kit	-
<b>Vigorous shaking of the vial (not swirling)</b>	Mixing error	Lack of swirling, swirling with the syringe in the vial, rolling the vaccine in hands instead of swirling, swirling very vigorously (N=8)
<b>Reconstitution of vaccine using more than one needle (unless needle is damaged or contaminated)</b>	Preparation of vaccine using more than one needle/syringe (unless needle/syringe is damaged or contaminated):	Needle replaced by a new one after reconstitution, syringe removed from vial and new syringe used to withdraw vaccine, second set of syringe and needle used to aspire vial contents (N=6)
<b>VRR2 errors</b>	<b>Categorization for analysis</b>	<b>Errors incorporated from 'other' category</b>
<b>Missed checking expiration date of vaccine kit (PFS, adapter and vial)</b>	Missed checking expiration date of vaccine kit	-
<b>Attachment of vial adapter by pushing it at an angle</b>	Adapter error	Attached a needle to the syringe to inject liquid to the vial via adapter, tried to attach the adapter to the syringe, syringe and vial not connected properly via the adapter (N=4)
<b>Vigorous shaking of the vial (not swirling)</b>	Mixing error	Lack of swirling, rolling the vaccine in hands instead of swirling (N=2)
<b>Reconstitution of vaccine using more than one needle (unless needle is damaged or contaminated)</b>	Preparation of vaccine using more than one needle/syringe (unless needle/syringe is damaged or contaminated)	Syringe removed from vial and new syringe used to withdraw vaccine, needle replaced after reconstitution (N=4)

Abbreviations: CI, confidence interval; PFS, pre-filled syringe; VRR, vaccine requiring reconstitution.

202  
203  
204

### Supplementary material and tables

**Manuscript title:** Vaccine preparation time, errors, satisfaction, and preference of prefilled syringes versus RSV vaccines requiring reconstitution: randomized, time and motion study.

**Authors:** Darshan Mehta, Samantha Kimball-Carroll, Dayna R. Clark, Serena Fossati, Matthias Hunger, Ankit Pahwa, Mia Malmenas, Brian Hille, Nicolas Van de Velde

## 205 Supplementary Material 3: Errors included in 'other'

Sequence	Vaccine	Other' error
ABC	VRR1	Transfer of liquid from syringe to vial 2 in incorrect position - vial 2 tilted up at an angle, syringe below the vial. After reconstitution, lack of swirling movement with syringe inserted into the vial. During withdrawal of ready vaccine, needle injected 3 times in the vial stopper.
ABC	VRR1	Vaccine swirled without syringe in the vial - subject removed the syringe with some liquid aspirated, mixed the vial content in correct motion, performed visual inspection, injected the rest of liquid from the syringe and then withdrew the vaccine.
ABC	VRR1	Subject removed the syringe from the second vial before mixing the vaccine. Then injected it once again to withdraw the vaccine - after the reminder to prepare it to be ready for administration (subject tried to stop after mixing the vaccine in the vial).
ABC	VRR2	Subject tried to connect syringe and the adapter as a first step, but realized the mistake and corrected their action.
ABC	VRR2	Subject attached a needle to the syringe before reconstitution but realized that made a mistake - removed the needle and continued to proceed correctly.
BCA	VRR2	After withdrawal of vaccine, subject tried to attach a syringe to the syringe with the vaccine. After several unsuccessful attempts, site coordinator asked some leading questions and subject decided to attach a needle, without transferring the vaccine to another syringe.
BCA	VRR1	Subject did not put a safety cap on the needle after completed preparation.
CAB	VRR1	Syringe removed from the vial before reconstitution, then injected again to withdraw the vaccine.

### Supplementary material and tables

**Manuscript title:** Vaccine preparation time, errors, satisfaction, and preference of prefilled syringes versus RSV vaccines requiring reconstitution: randomized, time and motion study.

**Authors:** Darshan Mehta, Samantha Kimball-Carroll, Dayna R. Clark, Serena Fossati, Matthias Hunger, Ankit Pahwa, Mia Malmenas, Brian Hille, Nicolas Van de Velde

CAB	PFS	Subject withdrew some of the vaccine with a separate syringe from pre-filled syringe (injected the needle into pre-filled syringe), assuming it's multi-dose product (confirmed verbally).
CAB	VRR1	Syringe removed from the vial before reconstitution, then injected a new syringe (twice) to withdraw the vaccine.
CAB	VRR2	Subject injected the liquid to the vial, holding the vial up, inverted.
CAB	VRR1	Few drops of liquid spilled from the syringe before injecting it to the second vial. Subject injected the liquid, holding the vial up, inverted - missed swirling the vial, but powder dissolved completely.
CAB	VRR1	Subject removed the syringe from the vial before mixing vial contents. Used a new set of syringe and needle to withdraw the vaccine.
CAB	VRR2	Site provided vaccine in the manufacturer box. Subject removed the syringe from the vial before reconstitution. The vaccine was not mixed properly (lack of swirling). Subject removed the adapter from the vial and injected syringe (5mL) and needle (25G 5/8 inch) to withdraw the vaccine.
CAB	VRR2	Subject adjusted the volume of the fully prepared vaccine without a needle attached to the syringe.

206  
207

**Supplementary material and tables**

**Manuscript title:** Vaccine preparation time, errors, satisfaction, and preference of prefilled syringes versus RSV vaccines requiring reconstitution: randomized, time and motion study.

**Authors:** Darshan Mehta, Samantha Kimball-Carroll, Dayna R. Clark, Serena Fossati, Matthias Hunger, Ankit Pahwa, Mia Malmenas, Brian Hille, Nicolas Van de Velde

208 **Supplementary Tables**

209  
210 **Table S1 Comparison of vaccine preparation time - supplementary model 1 (adjusting for experience in**  
211 **occupation)**  
212

PFS	Least-Square Mean (95% CI)		Type III test results		Least-Square Mean Differences (95% CI), p value			
	VRR1	VRR2	F-Value	p-value	PFS vs. VRR1		PFS vs. VRR2	
43.6 (31.5, 55.6)	185.3 (173.3, 197.4)	147.1 (135.0, 159.3)	238.75	<.0001	-141.8 (-155.0, -128.5)	p=<.0001	-103.6 (-116.9, -90.2)	p=<.0001
Regression coefficients for experience in occupation (Ref: 1-10 years)			F-Value	p-value				
1-10 years	-	-	1.58	0.1843	-		-	
11-20 year	-10.9 (-33.1, 11.2)	p=0.3292			-		-	
21-30 year	13.9 (-15.2, 42.9)	p=0.3457			-		-	
31-40 year	1.7 (-38.4, 41.9)	p=0.9321			-		-	
>40 years	33.9 (-6.1, 73.8)	p=0.0958			-		-	

213 Abbreviations: CI, confidence interval; PFS, pre-filled syringe; VRR, vaccine requiring reconstitution.  
214 Estimates are derived from the LMM, with sequence, vaccine and experience in occupation as fixed effects, and site and subject as random effects  
215  
216  
217

**Supplementary material and tables**

**Manuscript title:** Vaccine preparation time, errors, satisfaction, and preference of prefilled syringes versus RSV vaccines requiring reconstitution: randomized, time and motion study.

**Authors:** Darshan Mehta, Samantha Kimball-Carroll, Dayna R. Clark, Serena Fossati, Matthias Hunger, Ankit Pahwa, Mia Malmenas, Brian Hille, Nicolas Van de Velde

218 **Table S2 Comparison of vaccine preparation time - supplementary model 2 (adjusting for experience**  
 219 **administering vaccines)**  
 220

PFS	Least-Square Mean (95% CI)		Type III test results		Least-Square Mean Differences (95% CI), p value			
	VRR1	VRR2	F-Value	p-value	PFS vs. VRR1		PFS vs. VRR2	
43.5 (31.6, 55.4)	185.3 (173.4, 197.1)	147.1 (135.2, 159.1)	238.83	<.0001	-141.8 (-155.0, -128.5)	p=<.0001	-103.6 (-117.0, -90.3)	p=<.0001
Regression coefficients for experience administering vaccines (Ref: 1.5-3 years)			F-Value	p-value				
1.5-3 years			2.97	0.0345	-		-	
>3-5 years	-50.6 (-84.9, -16.4)	p=0.0040			-		-	
>5-10 years	-20.5 (-52.9, 11.9)	p=0.2126			-		-	
>10 years	-24.8 (-53.7, 4.0)	p=0.0907			-		-	

Abbreviations: CI, confidence interval; PFS, pre-filled syringe; VRR, vaccine requiring reconstitution.

Estimates are derived from the LMM, with sequence, vaccine and experience administering vaccines as fixed effects, and site and subject as random effects

221  
 222  
 223  
 224  
 225  
 226

**Supplementary material and tables**

**Manuscript title:** Vaccine preparation time, errors, satisfaction, and preference of prefilled syringes versus RSV vaccines requiring reconstitution: randomized, time and motion study.

**Authors:** Darshan Mehta, Samantha Kimball-Carroll, Dayna R. Clark, Serena Fossati, Matthias Hunger, Ankit Pahwa, Mia Malmenas, Brian Hille, Nicolas Van de Velde

227 **Table S3 Comparison of vaccine preparation time - supplementary model 3 (adjusting for occupation)**  
 228

PFS	Least-Square Mean (95% CI)		Type III test results		Least-Square Mean Differences (95% CI), p value		
	VRR1	VRR2	F-Value	p-value	PFS vs. VRR1	PFS vs. VRR2	
43.5 (31.5, 55.6)	185.3 (173.2, 197.4)	147.1 (135.0, 159.3)	238.78	<.0001	-141.8 (-155.0, -128.5)	p=<.0001	-103.6 (-116.9, -90.2) p=<.0001
Regression coefficients for occupation (Ref: Pharmacist)			F-Value	p-value			
Pharmacist	-	-	2.13	0.1237	-	-	
Pharmacy technician	-10.3 (-55.5, 34.8)	p=0.6511			-	-	
Nurse	19.2 (-0.7, 39.1)	p=0.0588			-	-	

229 Abbreviations: CI, confidence interval; PFS, pre-filled syringe; VRR, vaccine requiring reconstitution.  
 230 Estimates are derived from the LMM, with sequence, vaccine and occupation as fixed effects, and site and subject as random effects  
 231  
 232  
 233  
 234  
 235



Supplementary material and tables

**Manuscript title:** Vaccine preparation time, errors, satisfaction, and preference of prefilled syringes versus RSV vaccines requiring reconstitution: randomized, time and motion study.

**Authors:** Darshan Mehta, Samantha Kimball-Carroll, Dayna R. Clark, Serena Fossati, Matthias Hunger, Ankit Pahwa, Mia Malmenas, Brian Hille, Nicolas Van de Velde

236 **Table S4 Comparison of vaccine preparation time - post-hoc analyses of mRNA-1273 vs. VRRs**

237

Model	Least-Square Mean (95% CI)		Least-Square Mean Differences (95% CI), p value	
	PFS	pVRR	PFS vs. pVRR	
Supplementary model 1: Adjusting for experience in occupation	43.6 (31.5, 55.6)	166.2 (156.1, 176.3)	-122.7 (-134.2, -111.1)	p<.0001
Supplementary model 2: Adjusting for experience administering vaccines	43.5 (31.6, 55.4)	166.2 (156.3, 176.1)	-122.7 (-134.2, -111.2)	p<.0001
Supplementary model 3: Adjusting for occupation	43.5 (31.5, 55.6)	166.2 (156.1, 176.3)	-122.7 (-134.2, -111.2)	p<.0001

238

Abbreviations: CI, confidence interval; PFS, pre-filled syringe; pVRR, pulled vaccines requiring reconstitution.

239

Estimates are derived from the LMM, with sequence, vaccine, and the respective covariate as fixed effects, and site and subject as random effects

240

241

Supplementary material and tables

**Manuscript title:** Vaccine preparation time, errors, satisfaction, and preference of prefilled syringes versus RSV vaccines requiring reconstitution: randomized, time and motion study.

**Authors:** Darshan Mehta, Samantha Kimball-Carroll, Dayna R. Clark, Serena Fossati, Matthias Hunger, Ankit Pahwa, Mia Malmenas, Brian Hille, Nicolas Van de Velde

242 **Table S5 Participant satisfaction, by vaccine and for pooled VRRs**

	PFS (N=63)	VRR1 (N=63)	VRR2 (N=63)	pVRR (N=126)
<b>Satisfaction with the vaccine ease-of preparation, n (%)</b>				
Extremely dissatisfied	0 (0.0)	0 (0.0)	3 (4.8)	3 (2.4)
Very dissatisfied	1 (1.6)	2 (3.2)	1 (1.6)	3 (2.4)
Dissatisfied	0 (0.0)	12 (19.0)	6 (9.5)	18 (14.3)
Neither satisfied or dissatisfied	2 (3.2)	6 (9.5)	5 (7.9)	11 (8.7)
Satisfied	5 (7.9)	24 (38.1)	19 (30.2)	43 (34.1)
Very satisfied	12 (19.0)	8 (12.7)	14 (22.2)	22 (17.5)
Extremely satisfied	43 (68.3)	11 (17.5)	15 (23.8)	26 (20.6)
Missing	0 (0.0)	0 (0.0)	0 (0.0)	0 (0.0)
<b>Satisfaction with the vaccine preparation time, n (%)</b>				
Extremely dissatisfied	0 (0.0)	1 (1.6)	3 (4.8)	4 (3.2)
Very dissatisfied	0 (0.0)	1 (1.6)	0 (0.0)	1 (0.8)
Dissatisfied	1 (1.6)	10 (15.9)	7 (11.1)	17 (13.5)
Neither satisfied or dissatisfied	1 (1.6)	10 (15.9)	5 (7.9)	15 (11.9)
Satisfied	5 (7.9)	21 (33.3)	19 (30.2)	40 (31.7)
Very satisfied	7 (11.1)	9 (14.3)	14 (22.2)	23 (18.3)
Extremely satisfied	49 (77.8)	11 (17.5)	15 (23.8)	26 (20.6)
Missing	0 (0.0)	0 (0.0)	0 (0.0)	0 (0.0)
<b>Overall satisfaction with the vaccine preparation procedure, n (%)</b>				
Extremely dissatisfied	0 (0.0)	0 (0.0)	2 (3.2)	2 (1.6)
Very dissatisfied	1 (1.6)	1 (1.6)	1 (1.6)	2 (1.6)
Dissatisfied	0 (0.0)	12 (19.0)	8 (12.7)	20 (15.9)
Neither satisfied or dissatisfied	2 (3.2)	10 (15.9)	3 (4.8)	13 (10.3)
Satisfied	5 (7.9)	22 (34.9)	19 (30.2)	41 (32.5)
Very satisfied	10 (15.9)	7 (11.1)	16 (25.4)	23 (18.3)
Extremely satisfied	45 (71.4)	11 (17.5)	14 (22.2)	25 (19.8)
Missing	0 (0.0)	0 (0.0)	0 (0.0)	0 (0.0)

Abbreviations: CI, confidence interval; PFS, pre-filled syringe; VRR, vaccine requiring reconstitution; pVRR, pulled VRRs.

243  
244  
245

**Supplementary material and tables**

**Manuscript title:** Vaccine preparation time, errors, satisfaction, and preference of prefilled syringes versus RSV vaccines requiring reconstitution: randomized, time and motion study.

**Authors:** Darshan Mehta, Samantha Kimball-Carroll, Dayna R. Clark, Serena Fossati, Matthias Hunger, Ankit Pahwa, Mia Malmenas, Brian Hille, Nicolas Van de Velde

246 **Table S6 Participant preference of vaccine**

247

	(N=63)
<b>Preferred Vaccine</b>	
PFS	51 (81.0)
VRR1	2 (3.2)
VRR2	10 (15.9)
Missing	0 (0.0)

248 Abbreviations: CI, confidence interval; PFS, pre-filled syringe; VRR, vaccine requiring reconstitution.

249